



UTAH STATE

22

UTAH STATE MEN'S BASKETBALL

MEDIA
2021-22
GUIDE





DEE GLEN SMITH SPECTRUM

39-4

HOME COURT RECORD PAST 3 SEASONS



2021-22 UTAH STATE MEN'S BASKETBALL

UTAH STATE INFORMATION

Location Logan, Utah
Founded 1888
Enrollment 27,691
Nickname Aggies
School Colors Navy Blue, White and Pewter Gray
Arena Dee Glen Smith Spectrum (10,270)
Conference Mountain West
President Dr. Noelle Cockett (Montana State, 1980)
Vice President & Athletics Director John Hartwell (The Citadel, 1987)
Athletic Department Phone (435) 797-1850
Ticket Office Phone (435) 797-0305 or 1-888-USTATE-1

COACHING STAFF

Head Coach Ryan Odom (Hampden-Sydney, 1996)
Record at Utah State First Year
Career Record 126-81
Assistant Coach Nate Dixon (UNC Wilmington, 1994)
Assistant Coach Matt Henry (Trinity, 2001)
Assistant Coach Bryce Crawford (Ohio State, 2011)
Director of Operations & External Relations Kelsey Knoche (Maryland, 2015)
Director of Analytics Noah Ralby (Johns Hopkins, 2018)
Director of Player Development Billy Bales (Lenoir-Rhyne, 2016)

TEAM INFORMATION

2020-21 Record 20-9 (10-2 H, 5-3 A, 5-4 N)
2020-21 MW Record 15-4 (Second)
Postseason NCAA First Round (No. 11 seed)
Lettermen Returning/Lost 7/4
Starters Returning/Lost 2/3
Redshirts 0
Newcomers 10
Overall Record 1,656-1,133 (.594)
NCAA Appearances/Record 23 (6-24, .207)
NIT Appearances/Record 9 (2-9, .182)
CIT Appearances/Record 1 (4-1, .800)
All-time Postseason Appearances/Record 33 (12-34, .267)

MEDIA RELATIONS

Assistant AD for Media Relations (Basketball SID) Kyle Cottam
Office Phone (435) 797-2066
Cell Phone (435) 817-7702
Email Address kyle.cottam@usu.edu
Associate AD for Media Relations (Director) Doug Hoffman
Office Phone (435) 797-3714
Assistant Media Relations Coordinator Wade Denniston
Office Phone (435) 797-1361
Assistant Media Relations Coordinator Ashley Springer
Office Phone (435) 797-5547
Website www.utahstateaggies.com
Mailing Address 7400 Old Main Hill, Logan, Utah 84322-7400






5 THIS IS UTAH STATE BASKETBALL



25 AGGIE BIOS



45 COACHING STAFF



95 UTAH STATE RECORDS

1 QUICK FACTS

Utah State Basketball Facts	1
Table of Contents/Credits	2
Media Information	3
Credential Policy	3
Media Outlets	4

5 THIS IS USU BASKETBALL

This is Utah State Basketball	5
Game Day Atmosphere	6-7
Dee Glen Smith Spectrum	8-9
A Commitment to Academics	10
Basketball Facilities and Support	11
Laub Athletics-Academics Complex	12-13
Fueling Station	14
Training Table	15
Media Exposure	16
Campus Life	17
Logan and Cache Valley	18

19 2021-22 OUTLOOK

2021-22 Utah State Outlook	20-21
Aggie Rosters	22
Radio/Television Roster	23
2021-22 Utah State Schedule	24

25 AGGIE BIOS

Senior Justin Bean	26-27
Senior Brock Miller	28-29
Junior Sean Bairstow	30-31
Junior Trevin Dorius	32-33
Sophomore Steven Ashworth	34-35
Sophomore Max Shulga	36-37
Sophomore Matthew Wickizer	38-39
Sophomore Szymon Zapala	40-41
Senior RJ Eytel-Rock	42
Senior Brandon Horvath	42
Junior Rylan Jones	42
Sophomore Conner Gillis	43
Sophomore Connor Odom	43
Sophomore Travis Wagstaff	43
Freshman Landon Branchley	44
Freshman Zee Hamoda	44
Freshman Cade Potter	44
Freshman Norbert Thelissen	44

45 COACHING STAFF

Head Coach Ryan Odom	46
Assistant Coach Nate Dixon	47
Assistant Coach Matt Henry	48
Assistant Coach Bryce Crawford	48
Dir. of Ops & External Relations Kelsey Knoche	49
Dir. of Analytics Noah Ralby	49
Dir. of Player Development Billy Bales	49
Graduate Manager Keenan Palmore	50

Graduate Manager Quinn Taylor	50
Graduate Manager Ryan Corbett	50
Men's Basketball Support Staff	50

51 2021-22 OPPONENTS

UC Davis	52
Richmond	52
Penn	52
New Mexico State	52
Davidson	52
Oklahoma	52
East Carolina	53
Indiana State	53
Old Dominion	53
UT-Arlington	53
Carroll College	53
Saint Mary's	53
Brigham Young	54
New Orleans	54
Weber State	54
Iowa	54
Portland State	54
Air Force	54
San José State	55
Boise State	55
New Mexico	55
Colorado State	55
Wyoming	55
Fresno State	55
San Diego State	56
Nevada	56
UNLV	56
All-Time Opponents	57-58
Conference Tournament History	59
NCAA, NIT and CIT History	60
NCAA, NIT and CIT Records	61
USU Results vs All Opponents	62-70
USU vs The Conferences	71

72 MOUNTAIN WEST

Mountain West History	72
Mountain West Composite Schedule	73-74

75 2020-21 SEASON REVIEW

2020-21 USU Overall Statistics	76
2020-21 USU Mountain West Statistics	77
2020-21 Team Superlatives	78
2020-21 Team Comparison	79
2020-21 Points-Rebounds-Assists	780
2020-21 USU Trends	81
Non-Returning Players	82
2020-21 MW Overall Statistics	83-85
2020-21 MW Conference Statistics	86-88
2020-21 Box Scores	89-96

97 UTAH STATE RECORDS

Team Records	98
Individual Records	99
Career Records	100-102
Single-Season Records	103-105
Single-Game Records	106-107
Freshman Records	108-109
Year-by-Year Leaders	110-113
Year-by-Year Statistics	114-115
Single-Season Team Bests	116
Single-Game Team Bests	117-118
100-Point Games	119
Overtime Games	120
All-Time Honors	121-123
Aggies in the NBA Draft	124
USU in the National Polls	125-126
Largest Margin of Victory/Defeat	127
USU All-Century Team	128
All-Time Results	129-142
NCAA Tournament Teams	143-148
Year-by-Year Records	149-151
All-Time Lettermen	152-154

155 UTAH STATE UNIVERSITY

Utah State University	156
President Noelle E. Cockett	157
Vice President/AD John Hartwell	158-159
Utah State Athletic Administration	160-163
Athletic Media Relations Staff	164
Utah State Athletic Directory	165
Utah State Athletic Facilities	166

BASKETBALL GUIDE CREDITS

EDITORIAL: The 2021-22 Utah State Men's Basketball Guide is a product of the USU Athletic Media Relations Office and was written, edited and designed by Kyle Cottam, Assistant Athletics Director for Communications. Contributions by Doug Hoffman, Associate Athletics Director for Media Relations; and Wade Denniston, Assistant Media Relations Coordinator.

COVERS: Summit Communications.

PHOTOGRAPHY: Richard T. Clifton, Robert Crawford, Cody Gochmour, Frank Jensen, Brady & Lynn Kay, Eli Lucero, Josh Munns, Steven Navratil, Ryan Talbot, Tyson Bybee, Tom Till, Rick Parker and Mike Williams.

PRINTING: Publication, Design and Production, Logan, Utah



COVERING UTAH STATE

TO THE MEDIA

The 2021-22 Utah State men's basketball guide has been prepared to assist you in covering the Aggies this season. Additional information is available by contacting the Athletic Media Relations Office at (435) 797-2066 or through USU's website at www.UtahStateAggies.com.

WEEKLY PRESS RELEASE

Prior to each game a complete release previewing the upcoming game(s) and reviewing the season will be available on the Utah State University athletic website at www.UtahStateAggies.com. The release will also be e-mailed to media requesting this service each week.

PRESS CONFERENCES

Head coach Ryan Odom will address the media weekly, generally one to two days prior to gameday. Quotes from the press conference will be available on USU's website (www.UtahStateAggies.com) and will also be e-mailed per request.

INTERVIEWS

All requests for interviews with Utah State players and coaches should be made directly through the Athletic Media Relations Office (435) 797-2066 and should be made at least one day in advance. The best time for player interviews is right after practice, while head coach Ryan Odom should be available in the mornings, as well as after practice. Players will be available all but two days prior to game day.

NOTICE OF NON-DISCRIMINATION

USU is committed to a learning and working environment free from discrimination, including harassment. For USU's non-discrimination notice, see <https://equity.usu.edu/non-discrimination>.

GAME DAY INFORMATION

PARKING

Credentialed media will be allowed access to the parking lot on the north side of the arena (C-Lot). A parking pass is required for admittance to that area and should be requested at least one week in advance of the game.

PRESS ROW SERVICES

Access to press row is limited to those with working credentials. A credential does not guarantee a seat at press row.

Game programs, game notes and flip cards will be provided prior to the game. Statistics and play-by-play information will be provided at halftime. At the conclusion of the game a complete statistical book, typed quotes and postgame notes will be available. Final game statistics, notes and quotes will be e-mailed to media requesting the service.

Wireless Internet will be available to media during the game. A limited number of telephones will be available on press row on a first-come, first-served basis. Requests for personal phones should be made through USU Telephone Services at (435) 797-3201 at least one week prior to the game.

PHOTOGRAPHERS' ACCESS

Photographers are allowed to shoot from designated areas on the baselines on each end of the court. Due to limited space, photographers cannot shoot from or in front of the scorer's table. Team rosters are provided on press row.

POSTGAME INTERVIEWS

The Utah State locker room is closed to the media on game days. Postgame interviews will take place after a brief cooling off period in a designated area.

ELECTRONIC SERVICES

ON THE AIR

Utah State basketball games are broadcast on the Aggie Radio Network, which includes the following stations: KZNS (1280 AM/97.5 FM) in Salt Lake City, KBLU-LP (92.3 FM) in Logan, KRXP (95.3 FM) in Price, KRXP (102.7 FM) in Green River, KRXP (100.3 FM) in Moab and KRXP (95.9 FM) in Orangeville, as well as on the internet at www.UtahStateAggies.com. Scott Garrard serves as the play-by-play announcer as well as the host of the weekly Ryan Odom show, while former Aggie assistant coach Lance Beckert serves as the analyst at all home games.

ON THE INTERNET

All of Utah State's home games that aren't televised are available to watch live via the Internet at www.UtahStateAggies.tv. USU fans can also listen to every game, both home and away, via USU's website.

LIVE STATS

Aggie fans will be able to follow Utah State home games through the USU website at www.UtahStateAggies.com, via live stats provided by Sidearm, documenting each play and updates statistics.

RYAN ODOM COACH'S SHOW

The Ryan Odom Coach's Show, hosted by Scott Garrard, will be broadcast on Mondays throughout the state of Utah on the Aggies Sports Network as well as on the Internet through USU's website at www.UtahStateAggies.com.

DIRECTIONS TO LOGAN

Logan, Utah is home to Utah State University and is located approximately 80 miles north of Salt Lake City, Utah. From Salt Lake International Airport: Take I-80 East out of the airport to 215 North, which will run into I-15 North. Follow I-15 North to exit 362 (Highway 89-91) at Brigham City. Follow Highway 89 into Logan, where it becomes Main Street. Stay on Main Street until you reach 1000 North and turn right. Turn left at 800 East and parking for the Dee Glen Smith Spectrum will be on your right. The parking lot is located on the west side of Maverik Stadium just off of 800 East.

CREDENTIAL POLICY & OTHER GUIDELINES

Credentials for media members are issued at the discretion of the Utah State Athletic Media Relations Office, based on the following priorities and guidelines:

1. Daily newspapers regularly covering Utah State University, the current opponent or another Mountain West school. Wire services, regional and national publications are also afforded this priority.
2. Originating radio and television personnel involved in a live broadcast.
3. Officially recognized Utah State University student publications or student electronic media outlets.
4. Non-daily newspapers or publications reporting on the game.
5. Non-originating radio and television.

- Utah State University and the NCAA prohibit the issuance of credentials to representatives of an organization that regularly publishes gambling information.
- Credentials will be issued to websites that are affiliated with websites for national or regional television and news media organizations, e.g. USA Today Online, ESPN.com, SI.com, CBSsportsline.com, etc., non-conference opponents and for the Mountain West Conference.
- Websites that sponsor "message boards" or "chat rooms" where people are allowed to post anonymous information or rumors are ineligible for credentials or access to media functions.
- Utah State University reserves the right to deny media credentials to any individual whose website is not affiliated with a recognized news-gathering organization.
- All credentials are non-transferable and are subject to immediate revocation if transferred to non-working members of a media outlet.

QUICK FACTS

OUTLOOK

AGGIE BIOS

COACHES

OPPONENTS

SEASON REVIEW

RECORDS

UNIVERSITY

- PRINT

WIRE SERVICES

THE ASSOCIATED PRESS (SALT LAKE CITY)

90 South 400 West Suite 607
Salt Lake City, UT 84101
Office: (801) 322-3405
Fax: (801) 322-0051

THE ASSOCIATED PRESS (NEW YORK CITY)

50 Rockefeller Center
New York, NY 10020
Office: (800) 228-0919
Fax: (212) 621-1639

NEWSPAPERS

LOGAN HERALD JOURNAL

1068 West 130 South
Logan, UT 84321
Office: (435) 752-2121
Fax: (435) 753-6642
Online: www.hjnews.com
Sports Editor/Beat Writer: Shawn Harrison
Email: sharrison@hjnews.com
Sports Writer: Jason Turner

SALT LAKE TRIBUNE

400 West 90 South #700
Salt Lake City, UT 84101
Office: (801) 257-8900
Fax: (801) 257-8950
Online: www.sltrib.com
Sports Editor: Aaron Falk

DESERET NEWS

Broadcast House
55 North 300 West
Salt Lake City, UT 84180
Office: (801) 237-2161
Fax: (801) 237-2543
Online: www.deseretnews.com
Sports Editor: Kent Condon

CACHE VALLEY DAILY

810 West 200 North
Logan, UT 84321
Office: (435) 752-5141
Fax: (435) 753-5555
Online: www.cachevalleydaily.com

OGDEN STANDARD EXAMINER

P.O. Box 12790
Ogden, UT 84412
Office: (801) 625-4261
Fax: (801) 625-4299
Online: www.standard.net

UTAH STATESMAN

P.O. Box 1249
Logan, UT 84322-0165
Office: (435) 797-1761
Fax: (435) 797-1760
Online: www.utahstatesman.com

ST. GEORGE SPECTRUM

275 E. St. George Blvd.
St. George, UT 84770
Office: (435) 674-6250
Fax: (435) 674-6265
Online: www.thespectrum.com

- TELEVISION

KUTV (CBS AFFILIATE CHANNEL 2)

299 South Main
Salt Lake City, UT 84111
Office: (801) 973-3327
Online: www.kutv.com
Sports Producer: Matt Komma
Email: mkomma@sbgvtv.com
Sports Producer: Tim Peterson
Email: trpeterson@sbgvtv.com
Reporters: Dave Fox, David James, Adam Mikulich

KTVX (ABC AFFILIATE CHANNEL 4)

2175 West, 1700 South
Salt Lake City, UT 84104
Office: (801) 975-4427
Online: www.abc4.com
Sports Producer: Josh Witzel
Email: jwitzel@abc4.tv
Anchor/Reporter: Wes Ruff, Dana Greene

KSL (NBC AFFILIATE CHANNEL 5)

KSL Broadcast House
55 North 300 West
PO Box 1160
Salt Lake City, UT 84110
Office: (801) 575-5535
Online: www.ksl.com
Sports Director: Nate Dowdle
Sports Producer: Matthew Glade
Email: bic-slc-sports@bonneville.com
Anchors: Jeremiah Jensen, Sam Farnsworth

KSTU (FOX AFFILIATE CHANNEL 13)

5020 West Amelia Earhart Drive
Salt Lake City, UT 84116
Office: (801) 536-1371
Online: www.myfoxutah.com
Sports Director: Jeff Rhineer
Email: jeff.rhineer@fox13now.com
Reporters: Morgan Vance, Andrea Urban

CIS-COM SPORTS

1395 North 400 East Suite C
Logan, UT 84341
Office: (435) 744-4403
Fax: (877) 800-0007
Online: www.ciscomlive.com

- RADIO

KZNS (1280 AM / 97.5 FM)

515 South 700 East
Salt Lake City, UT 84102
Office: (801) 524-2600
Fax: (801) 933-4713
Online: www.1280thezone.com
Sports Director: Scott Garrard
Email: sgarrard@1280thezone.com

KUSU (UTAH PUBLIC RADIO)

8505 Old Main Hill
Logan, UT 84322
Office: (435) 797-1352
Fax: (435) 797-3150
Online: www.utahpublicradio.org
Sports Director: Kerry Bringham
Email: kerry.bringhurst@usu.edu

KVNU (610 AM / 102.1 FM)

810 West 200 North
Logan, UT 84321
Office: (435) 752-5141
Fax: (435) 753-5555
Online: www.kvnutalk.com
Sports Director: Al Lewis
Email: al@cvradio.com

KSL (1160 AM)

Broadcast House
55 North 300 West
Salt Lake City, UT 84180
Office: (801) 575-7676
Fax: (801) 575-5560
Online: www.ksl.com
Sports Director: Cleon Wall
Email: cleon.wall@ksl.com

SPORTS RADIO (700 AM)

50 West Broadway
Salt Lake City, UT 84101
Office: (801) 908-1525
Fax: (801) 908-1459
Online: www.kall700sports.com
Sports Director: Bill Riley
Email: bill@kall700sports.com

QUICK FACTS

OUTLOOK

AGGIE BIOS

COACHES

OPPONENTS

SEASON REVIEW


RECORDS

UNIVERSITY


UTAH STATE GAME DAY



GAME DAY ATMOSPHERE



GAME DAY ATMOSPHERE



DEE GLEN SMITH SPECTRUM



The Aggies begin their 52nd season in the 10,270-seat Dee Glen Smith Spectrum this fall, looking to continue a tradition of large crowds and home court wins.

Utah State has had just one losing season at home in nearly half a century of play in the Spectrum. The Aggies have compiled a 612-144 (.810) record in 51 years, including a perfect 14-0 mark in 1973-74, 15-0 records in 1997-98 and 2000-01, and 17-0 records in 2007-08, 2008-09 and 2010-11. Over the last three seasons, Utah State has gone 39-4 at home, marking the best home record among every school in the Mountain West. The Aggies have recorded double-digit wins inside the Dee Glen Smith Spectrum in each of the last 27 seasons. Since 2000, Utah State has posted a 155-33 (.824) record against league opponents and has won 305 of its last 354 games (.862) against all competition in the Spectrum.

Large crowds are another characteristic of the arena, as the Aggies have averaged better than 7,000 fans per game in 43 of their 51 seasons in the Spectrum. USU led the Mountain West in home attendance last season, and close to six million fans have attended Aggie basketball games in the Spectrum. A school-record 184,932 fans attended home games during the 2011-12 season.

The impressive facility has helped bring various postseason events to Logan, including first-round National Invitation Tournament games in 1984, 1996, 2002 and 2004. In addition, the Spectrum played host to a 1971 NCAA Tournament game.

The Aggie gymnastics and women's basketball teams call the Spectrum home, as well. The Spectrum was the site of the 1983, 1993 and 1999 NCAA Midwest Region Gymnastics Championships, and hosted the 2000 Big West Gymnastics Championships, the 2002 Western Gymnastics Championships, the 2005 and 2012 WAC Championships and the 2017 MRGC Championships. In addition to sporting events, the Spectrum is utilized for concerts, graduation, the Festival of the American West and other special events.


The Smith Spectrum was dedicated on Dec. 1, 1970, prior to a 95-89 victory against Ohio State. Over the past 10 years, the Spectrum has taken on a new look as a new state-of-the-art scoreboard, sound system and additional lights were installed prior to the 2002 season, to go along with new scorer's tables that were added prior to the 2001 season. In the summer of 2009, renovations to the existing men's and women's basketball locker rooms were made, along with the creation of a new student-athlete lounge and study area. Dressing rooms for four teams are available. The playing floor, which was replaced in the summer of 2004, is permanent and constructed of maple hardwood on a cushion, over concrete. In the summer of 2012, a new updated state-of-the-art video board, scoreboard and scorers tables were installed, along with the resurfacing of the playing floor with the new logo, and in the summer of 2015 the court was again resurfaced and re-painted with a larger U-State logo at center court.

The arena is named for Brigham City native Dee Glen Smith, who built one of America's largest grocery store chains and was a substantial supporter of Utah State University. Smith died in 1984.

DEE GLEN SMITH SPECTRUM SELLOUT CROWDS

	Att.	Opponent	Date
1.	11,114	BYU	1/20/73
2.	11,070	BYU	1/5/78
3.	10,845	BYU	1/23/71
4.	10,746	BYU	2/1/75
5.	10,506	UNLV	1/6/83
6.	10,477	Weber State	2/23/71
7.	10,387	Nevada	3/2/19
8.	10,381	Long Beach State	1/31/04
9.	10,326	UNLV	1/14/84
10.	10,322	BYU	3/13/71
11.	10,300	Utah	11/18/98
12.	10,294	BYU	12/1/91
13.	10,291	BYU	12/6/80
14.	10,289	Weber State	12/14/84
15.	10,280	UNLV	2/5/87
16.	10,278	Weber State	12/10/76
17.	10,270	Colorado State	3/7/15
	10,270	BYU	12/2/14
	10,270	San Jose State	1/28/12
	10,270	Nevada	1/7/12
	10,270	BYU	11/11/11
	10,270	Boise State	2/5/11
	10,270	New Mexico State	3/6/10
	10,270	Idaho	2/26/10
	10,270	Wichita State	2/20/10
	10,270	Nevada	2/6/10
	10,270	San Jose State	1/30/10
	10,270	Saint Mary's	12/5/09
	10,270	BYU	12/2/09
	10,270	San Jose State	3/7/09
	10,270	Louisiana Tech	2/7/09
	10,270	Boise State	1/17/09
	10,270	Fresno State	3/3/08
	10,270	Louisiana Tech	2/28/08
	10,270	UC Santa Barbara	2/22/08
	10,270	San Jose State	2/9/08
	10,270	Nevada	2/2/08
	10,270	Idaho	1/19/08
	10,270	Boise State	1/17/08
	10,270	Fresno State	3/3/07
	10,270	Nevada	3/1/07
	10,270	Utah	12/6/06
	10,270	Nevada	2/25/06
	10,270	New Mexico St.	2/11/06
	10,270	Pacific	2/12/05
	10,270	UC Irvine	2/26/05
	10,270	Idaho	3/4/05
	10,270	CS Fullerton	2/21/04
	10,270	UC Santa Barbara	2/7/04
	10,270	BYU	12/23/03
	10,270	BYU	12/1/01
	10,270	Utah	12/6/00
	10,270	Boise State	3/4/00
	10,270	BYU	1/8/00
	10,270	Utah	11/26/96
	10,270	Pacific	3/4/95
	10,270	UNLV	1/21/95
	10,270	UNLV	3/1/90
	10,270	UNLV	1/19/88
	10,270	BYU	1/6/79
	10,270	BYU	12/4/76

SPECTRUM MAGIC



Utah State teams were nicknamed "Big Blue" (pictured above) by *The Logan Herald Journal* as early as 1916, an apparent reference to the Blue Ox of Paul Bunyan lore.



GREAT FAN SUPPORT

Last year, Utah State led the Mountain West in home attendance as the Aggies won double-digit home games for the 27th-straight season. Utah State averaged close to 20,000 fans with the COVID-19 pandemic limiting the number of fans in the venue.

HOME COURT ADVANTAGE

Playing in the Dee Glen Smith Spectrum is definitely an advantage for the Aggies. Since 2000, Utah State teams have won more than 85 percent of its home games (305-49). The Aggies have a 612-144 (.810) all-time record in the facility.

Utah State has gone unbeaten six times in the Spectrum's 50-year history.

The Aggies have won 305 of their last 354 games (.862) in the Spectrum, dating back to the 2000 season, including 155 of their last 188 (.824) home games against league competition over the same span.

Utah State had a school-record streak of 37 straight victories in the Spectrum, spanning the 2007-08 to 2011-12 seasons. Overall, USU has had a winning record at home for 38 consecutive seasons.

During the 2021-22 season, Utah State will play 15 games in the Dee Glen Smith Spectrum. Home game highlights include match-ups with UC Davis, UT Arlington, Carroll College, Saint Mary's, New Orleans and Portland State. The Aggies will also host home league games against San José State, Boise State, Wyoming, San Diego State, Air Force, UNLV, Nevada, New Mexico and Colorado State.

Utah State's fans were recently recognized by *bleacherreport.com* as the only honorable mention selection to its top five best college fanbases behind Kansas, Indiana, Kentucky, Duke and Syracuse.



DEE GLEN SMITH SPECTRUM YEAR-BY-YEAR RECORDS

Year	G	Total Att	Avg.	Record	Pct.
1970-71	16	140,968	8,811	13-3	.813
1971-72	14	103,158	7,368	8-6	.571
1972-73	15	107,226	7,148	12-3	.800
1973-74	14	98,304	7,022	14-0	1.000
1974-75	14	109,331	7,809	13-1	.929
1975-76	11	80,802	7,346	7-4	.636
1976-77	15	114,993	7,666	12-3	.800
1977-78	17	139,235	8,190	16-1	.941
1978-79	14	113,071	8,077	13-1	.929
1979-80	13	105,220	8,094	11-2	.846
1980-81	12	89,095	7,425	6-6	.500
1981-82	11	68,127	6,193	3-8	.273
1982-83	16	123,474	7,717	14-2	.875
1983-84	13	106,268	8,174	10-3	.769
1984-85	13	106,019	8,155	10-3	.769
1985-86	13	94,081	7,237	7-6	.538
1986-87	13	93,321	7,179	10-3	.769
1987-88	13	106,073	8,159	10-3	.769
1988-89	12	97,613	8,134	8-4	.667
1989-90	15	109,644	7,310	9-6	.600
1990-91	12	85,890	7,158	8-4	.667
1991-92	14	104,248	7,446	11-3	.786
1992-93	13	95,286	7,330	7-6	.538
1993-94	12	83,012	6,918	9-3	.750
1994-95	17	142,739	8,396	13-4	.765
1995-96	15	113,067	7,538	12-3	.800
1996-97	15	101,340	6,756	13-2	.867
1997-98	15	105,591	7,039	15-0	1.000
1998-99	15	107,067	7,138	13-2	.867
1999-00	16	110,426	6,902	15-1	.938
2000-01	15	120,247	8,016	15-0	1.000
2001-02	16	113,294	7,081	14-2	.875
2002-03	14	111,402	7,957	12-2	.857
2003-04	16	135,446	8,465	15-1	.938
2004-05	15	123,336	8,222	14-1	.933
2005-06	16	135,797	8,487	14-2	.875
2006-07	14	118,131	8,438	13-1	.929
2007-08	17	154,456	9,086	17-0	1.000
2008-09	17	149,572	8,798	17-0	1.000
2009-10	18	176,260	9,792	17-1	.944
2010-11	17	148,449	8,449	17-0	1.000
2011-12	22	184,932	8,406	17-5	.773
2012-13	18	142,863	7,936	14-4	.778
2013-14	18	176,928	9,829	13-5	.722
2014-15	16	146,525	9,158	11-5	.688
2015-16	16	141,989	8,874	10-6	.625
2016-17	15	103,082	6,872	10-5	.667
2017-18	15	104,159	6,944	11-4	.733
2018-19	15	104,709	6,981	14-1	.933
2019-20	16	138,737	8,671	15-1	.938
2020-21	12	17,988*	1,384	10-2	.833
Totals	756	5,902,994	7,808	612-144	.810

*Attendance limited because of COVID-19 pandemic



A COMMITMENT TO ACADEMICS



ACADEMIC SUCCESS

The staff with student-athlete services provide all the necessary tools and resources for student-athletes to be academically successful. This includes academic tutoring & mentoring, learning skills assessments and strategies, course management assistance, degree program advisement and career development.

The office also administers USU's NCAA Student-Athlete Affairs program and coordinates Aggie Ambassadors, Utah State's student-athlete outreach program.

Utah State leads the Mountain West with a 93-percent graduation rate and led every Division I school in the nation with seven members of the team named to the National Association of Basketball Coaches' honors court.

The Dr. Randall and Julianne Stockham Student-Athlete Academic Hall of Honor opened in September of 2010. Inside the Stockham Student-Athlete Academic Hall of Honor are four permanent displays to feature CoSIDA Academic All-Americans, Joe E. and Elma Whitesides Scholar-Athlete Award winners, current academic all-Mountain West honorees and current Aggie Athletics Endowed Scholarships donors and recipients.

In its eight years in the league, Utah State student-athletes led the Western Athletic Conference with an 84 percent graduation rate, while maintaining over a 3.19 cumulative grade-point average. During the 2013-14 academic year, Utah State had 242 student-athletes recognized for academic excellence in the Mountain West to take second in the league. The number increased in 2014-15, when Utah State was recognized with 250 student-athletes named to academic awards. In 2015-16, the number increased to 273 student-athletes, second in the MW. Overall, USU has led its conference 16 times in the last 21 years. Last season, Utah State student-athletes were recognized with 460 total academic honors, including 283 academic all-Mountain West recognitions and 177 Mountain West Scholar-Athletes accolades. In addition to the Mountain West honors, 16 Utah State gymnasts were recognized as academic all-Mountain Rim Gymnastics Conference.

ACADEMIC ALL-CONFERENCE

1994	Trent Rose	2014	Spencer Butterfield, Ben Clifford, Kyle Davis, Jalen Moore
1995	Eric Franson	2015	David Collette
1996	Eric Franson	2016	Lew Evans, Grayson Moore, Julion Pearre
1997	Neal Geddes	2017	Diogo Brito, Alex Dargentton, Sam Merrill, Abel Porter
1998	Neal Geddes	2018	Crew Ainge, Diogo Brito, Alex Dargentton, Sam Merrill, Julion Pearre, Abel Porter
1999	Brandon Birch	2019	Sam Merrill, Brock Miller, Abel Porter, Justin Bean
2002	Chad Evans	2020	Diogo Brito, Crew Ainge, Alphonso Anderson, Justin Bean, Diogo Brito
2003	Chad Evans, Spencer Nelson, Mike Puzey	2021	Trevin Dorius, Sam Merrill, Brock Miller, Abel Porter, Marco Anthony, Steven Ashworth, Justin Bean, Trevin Dorius
2004	Chad Evans, John Neil, Spencer Nelson		Brock Miller, Karson Stastny, Matthew Wickizer, Rollie Worster, Szymon Zapala
2005	Chris Huber, John Neil		
2006	Chris Huber, Cass Matheus		
2008	Matt Formisano, Tyler Newbold, Modou Niang, Gary Wilkinson		
2009	Matt Formisano, Brady Jardine, Tyler Newbold, Jared Quayle, Gary Wilkinson, Stavon Williams		
2010	Matt Formisano, Brady Jardine, Preston Medlin, Tyler Newbold		
2011	Matt Formisano, Brady Jardine, Tyler Newbold, Tai Wesley		
2012	Ben Clifford, Mitch Bruneel, Jordan Stone		
2013	Spencer Butterfield, Ben Clifford, Marcel Davis, Jordan Stone		

ACADEMIC ALL-AMERICANS

1964	Gary Watts
1980	Dean Hunger
1982	Larry Bergeson
1996	Eric Franson
2020	Sam Merrill

NCAA POSTGRADUATE SCHOLARSHIP

1996	Eric Franson
------	--------------

BASKETBALL FACILITIES AND SUPPORT




During the summer of 2009, Utah State's locker room was completely remodeled as new state-of-the-art lockers were installed. A student-athlete lounge was also created within the locker room that has three flat-screen high-definition televisions equipped with Wii and Xbox capabilities. A full-size refrigerator that is stocked daily with weight-gaining supplements is also located within the lounge, along with leather couches and a wireless work-station with computers. A cold pool was also installed inside the locker room to help enhance players' muscle recovery.



Completed in June, 2013, Utah State's \$6.5 million, 26,329 square-foot iFIT Sports Performance Center features areas for weight training, cardiovascular workouts and speed and agility training, as well as offices for staff. Built on existing university property at the northwest corner of Maverik Stadium, the state-of-the-art multi-level facility alleviated overcrowding in the previous 5,800 square-foot strength and conditioning center and accommodates almost 400 student-athletes from 16 sports programs.

The iFIT Sports Performance Center is the largest such facility in the Mountain West and rivals any strength and conditioning complex in the country. Of the schools Utah State competes against in the MW, Fresno State currently has the second-largest strength and conditioning center(s) at 12,500 square feet, followed by Air Force (12,000 sq. ft.), Boise State (12,000 sq. ft.), Wyoming (11,100 sq. ft.), Hawai'i (10,000 sq. ft.), New Mexico (10,000 sq. ft.), Colorado State (10,000 sq. ft.), San José State (10,000 sq. ft.), UNLV (8,200 sq. ft.) and Nevada (8,000 sq. ft.).



The Wayne Estes Center is a \$9.5 million, 32,000 square-foot basketball practice facility and volleyball competition venue that opened in April, 2014. The facility contains a regulation size competition court with chair back seating for 1,400 fans, along with a training room and in-season strength and conditioning area. Office space for both men's and women's basketball and volleyball is included in the new facility, as well as a locker room and film room for volleyball. Ticketing and concession services are available on game days. Located inside the foyer of the Wayne Estes Center is a visual tribute of the building's namesake.

The facility was made possible following a lead gift of \$5.25 million from Jim and Carol Laub (the largest single gift in the history of Aggie Athletics) and a \$1.3 million gift from Blake Kirby. All funding for this new facility came from private donations.

LAUB ATHLETICS-ACADEMIC COMPLEX




The Dale Mildenberger Sports Medicine Complex and the Dr. John Worley Sports Medicine Research Center is one of the finest in the nation with over 11,000 square feet to provide maximum service to Utah State's 16 intercollegiate sports and 375-plus student-athletes. Among the many amenities are 24 treatment tables, a 2,000 square foot physical therapy and rehabilitation center, and three hydroworx therapy pools for non-weight or partial weight-bearing rehabilitation to enhance recovery. The Sports Medicine Complex also houses office space for four full-time staff members and 12 graduate assistants, a team physician examination room and physical therapy office.

With the addition of the new facilities and the continued cooperation between Utah State Athletics, Intermountain HealthCare and HPER/Exercise Science, Utah State University is becoming one of the foremost sports medicine research institutions in the Intermountain West.



LAUB ATHLETICS-ACADEMIC COMPLEX



The third floor of the Jim and Carol Laub Athletics-Academics Complex houses the academic center for student-athletes. This center consists of a 24-unit computer center, a spacious study center, and several individual one-on-one tutor rooms. Additionally, there are three smaller classrooms that can be used for group study sessions, group tutoring, tutor meetings, and general meeting and study needs. Two of the classrooms can be opened to create one larger classroom. All classrooms have television monitors installed and have data connectivity for PowerPoint, Internet and other useful presentations. The study center is completely wireless for student-athletes to connect to the Internet anywhere in the facility, but also has sub-floor electrical and data connections throughout. The student-athlete services staff are also housed within the academic center.



Student-Athlete Services is designed to assist student-athletes with academic, vocational and social development. Dr. Brian Evans and his staff provide services including study sessions, tutoring, registration, academic advising and career counseling.

FUELING STATION



The Aggie Fueling Station, located on the bottom floor of the ICON Sports Performance Center, was created prior to the start of the 2016-17 school year by representatives from the nutritional program and athletics, who had a goal of working together to provide student-athletes with the food they need to complement the physical demands of training and nutrition. The fueling station is stocked with appetizing food focused on combining convenience and nutrition. Student-athletes can choose from a variety of fresh fruits and vegetables, cheese, milk, chicken, yogurt, beef jerky, peanut butter, trail mixes and much more. Workers at the fueling station prepare fruits and vegetables, measuring out serving sizes, restock the serving area and plan the daily special. In addition to food preparation, volunteers are on site to answer nutrition questions from student-athletes and give presentations about health and wellness to all 16 of Utah State's sports programs.



STUDENT-ATHLETE TRAINING TABLE



Utah State student-athletes are able to attend a training table three times a week during the fall and spring semesters. The menu for the meal is planned by Utah State nutritionists and the strength & conditioning staff to supplement each student-athlete's nutrition needs and to keep each in top physical condition.



MEDIA EXPOSURE



Head coach Ryan Odom addresses the media at his introductory press conference on April 7, 2021.



Neemias Queta, Sam Merrill, Abel Porter and Quinn Taylor visit with the national media at the 2019 NCAA Tournament.



Located just 90 miles from Salt Lake City, Utah State falls into the 33rd largest media market in the country. Attention is received from the state's largest newspapers, television stations and radio stations.

This season, USU men's basketball will have 19 games on national television. The Aggies will be seen on the ESPN family of networks three times, CBS Sports Network 10 times, FS1 four times and appear twice on Stadium.

All USU basketball games, home and away, are broadcast on the USU radio network, as well as on the Internet through USU's web page at www.UtahStateAggies.com. Scott Garrard hosts a weekly coach's show with USU head coach Ryan Odom.

Utah State's web page allows media and fans all around the country and around the world to follow Aggie athletics. Updated on a daily basis, the website provides radio broadcasts of games, information on the team and features on the players.

CAMPUS LIFE



Utah State has more than 100 buildings on 400 acres, with an additional 7,000 acres throughout the state used for agriculture and research.

Located just minutes from the mouth of Logan Canyon, Utah State students have a myriad of recreation options.

With a student body of over 25,000, Utah State has advantages of both the large and small schools with such features as two libraries, excellent laboratories and top-rated cultural attractions.

The student body represents every county in Utah, all 50 states and 80 foreign countries. A majority of students live on or near campus. The University includes seven resident colleges with 45 departments.



HAIL THE UTAH AGGIES

Hail the Utah Aggies,
we'll play the game with all our might.
See the colors flying,
the Aggie blue and fighting white.
How they stir us onward;
we'll win the victory alright.
Hail the Utah Aggies;
we're out to win, so fight, fight, fight!


Utah State, Hey!
Aggies all the way!
Go Aggies! Go Aggies!
Hey! Hey! Hey!



LOGAN AND CACHE VALLEY



With a population of 101,811, nearly 50,000 of whom live in Logan, Cache County is a growing area 90 miles north of Salt Lake City. The Cache Valley itself is 60 miles long and 15 miles wide and experiences each of the four seasons.



The Cache Valley, a fertile green valley with lakes and streams, is surrounded by the Wellsville Mountains on the west and the Bear River Range on the east. Just east of Logan is the Wasatch-Cache National Forest, accessed by Logan Canyon Scenic Byway (Hwy. 89). Logan Canyon is filled with geological wonders, including vertical rock formations, caves and wind tunnels. Thirty minutes from Logan, Beaver Mountain Ski Resort is a popular winter getaway. Fifteen minutes beyond Beaver Mountain, the summit of Logan Canyon is a breathtaking view of turquoise-colored Bear Lake.



OUTLOOK

Coming off three-straight NCAA Tournament appearances, Utah State men's basketball enters the 2021-22 season with a new head coach and 10 newcomers. However, even with all the new blood in the program, the Aggies welcome back a pair of starters and seven letter winners from a season ago and enter the season picked fifth in the Mountain West preseason poll.

Utah State will be led by first-year head coach **Ryan Odom**, who joined the Aggies after five years at the University of Maryland, Baltimore County (UMBC). Odom led the Retrievers of UMBC to a 97-60 (.573) record, including a 50-29 mark in the America East Conference. In the 2018 NCAA Tournament, UMBC became the first-ever 16-seed to win a first-round game as it posted a 74-54 win against top overall seed Virginia. Odom is the only head coach in NCAA Division I men's basketball history to lead a No. 16 seed over the overall No. 1 seed in the NCAA Tournament.

The Aggies also had the top-two scorers from UMBC join Utah State for the upcoming 2021-22 season in senior forward **Brandon Horvath** and senior guard **RJ Eytile-Rock**.

Eytile-Rock was the top scoring threat for the Retrievers in 2020-21, turning in 14.3 points per game and leading the team in assists with 2.5

per contest. As a freshman, Eytile-Rock was named to the America East all-rookie team and appeared in 73 total games for UMBC during his three-year career.

Horvath was the second-leading scorer for UMBC during the 2020-21 season, averaging 13.1 points per game and leading the Retrievers on the glass with 8.7 rebounds per contest. Horvath finished his career at UMBC with 986 total points and earned first-team America East and second-team all-District 1 honors by the NABC during his 2020-21 campaign.

The Aggies also welcome in another transfer in junior guard **Rylan Jones**, who returns to Cache Valley after prepping at Logan High School as a freshman. Jones spent the last two seasons at the University of Utah, where he averaged 7.6 points, 4.3 assists and 2.5 rebounds per game in 45 appearances with the Utes. Jones is one of only three players in the state of Utah to be named the state's Mr. Basketball in back-to-back years and led Olympus High School to a state title during the 2017-18 season.

Travis Wagstaff, a sophomore forward from Snow College, was on that same team with Jones in high school and enters as an immediate scoring threat for the Aggies. Wagstaff finished second in scoring for the Badgers during

the 2020-21 season, averaging 16.2 points per game and turning in double-digits in 18 of Snow College's 22 games during the year.

Other new faces for Utah State include freshman forward **Cade Potter** and freshman guard **Landon Branchley**, who each recently returned from two-year missions for The Church of Jesus Christ of Latter-day Saints in Bogota, Colombia, and Toronto, Canada, respectively.


Potter graduated early from Orange Lutheran High School (Orange, California) after appearing in five games as a senior and averaging 10.8 points, 3.6 rebounds, 2.2 assists, 2.0 blocks and 1.0 steals per game.

Branchley was a three-year varsity starter at Ridgeline High School in Cache Valley, averaging 24.1 points, 8.3 rebounds, 4.9 assists and 2.4 steals per game as a senior. Branchley earned second-team all-state honors during his final year at Ridgeline and was a starter on the team as a sophomore when the Riverhawks was the Utah state title.


Sophomore guards **Conner Gillis** and **Connor Odom** are each one-year removed from college basketball after attending East Carolina and Flagler College (Florida) last year. Gillis prepped at Gaston Christian High School



JUSTIN BEAN



BROCK MILLER



BRANDON HORVATH

in Gastonia, North Carolina, turning in 12.0 points, 2.8 assists and 2.0 rebounds per game as a senior. Odom is the oldest of two children of USU head coach Ryan Odom and originally signed with the University of Maryland out of high school.

Sophomore forward **Norbert Thelissen** originally signed with the University of Utah last season, but remained in The Netherlands during the COVID-19 pandemic. Thelissen was a member of The Netherlands' national team at the U20 FIBA European Championships, turning in 11.1 points, 4.5 rebounds and 1.1 assists per game.

Freshman **Zee Hamoda** is the first NCAA Division I men's basketball player from Bahrain and spent the last season at Bridgton Academy, a prep school in Maine. Hamoda was a force during the 2018 FIBA Asian Championship Qualifiers for Bahrain, averaging 23.0 points, 13.0 rebounds, 4.4 steals, 3.6 assists and 2.6 blocks per game.

Those newcomers will join seven returning letter winners for Utah State, including returning starters **Justin Bean** and **Brock Miller**.

Bean is a two-time all-MW selection, including second-team honors during the COVID-shortened 2020-21 campaign, and the top return-

ing scorer (11.4 ppg) and rebounder (7.7 rpg) for the Aggies this season. In fact, Bean is the only returning player in the MW to average 11 or more points, 7.5 or more rebounds, 1.5 or more assists and 1.0 or more steals per game from a season ago. Bean is on pace to become just the third Aggie in school history to finish his career with more than 1,000 career points and 1,000 career rebounds.

Miller has proven to be one of the most prolific 3-point shooters in the MW over the course of his career, attempting 573 shots from long range, while appearing in 101 games. Miller is on track to be the third player on the roster to score more than 1,000 points in his career, totaling 841 during his time in Logan.

Other returners for the Aggies include junior guard **Sean Bairstow**, who has appeared in 57 games over the past two seasons and carries averages of 3.2 points and 1.4 assists per game.

Junior center **Trevin Dorius** is anticipated to be the rim protector for Utah State, following the departure of **Neemias Queta**, who was drafted in the second round of the 2021 NBA Draft by the Sacramento Kings. Dorius has appeared in 50 games over the last two years, including three starts during his freshman year in 2019-20.

The Aggies also return sophomore center **Szymon Zapala**, who appeared in 13 games a season ago and pulled down 75 percent of his rebounds on the offensive glass.

Sophomore guards **Steven Ashworth** and **Max Shulga** are, perhaps, the most seasoned returners as the duo played more games than any other returning freshmen from the 2020-21 season.

Ashworth played in all 29 games a season ago and started in two, scoring in double figures in eight games, including a season-high 17 points against San Diego State in Utah State's 64-59 victory over the Aztecs in Logan.

Shulga appeared in 23 games during his freshman campaign, scoring 1.6 points and adding 1.8 rebounds in 6.8 minutes per game.

Sophomore forward **Matthew Wickizer** played in nine games during the 2020-21 season and was an important part of the scout team.

Utah State opens the season on Nov. 9, hosting UC Davis in the first of 15 home games inside the Dee Glen Smith Spectrum in 2021-22. Over the last three years, USU has gone 39-4 at home and led the league in home attendance last season.



RJ EYTLER-ROCK



RYLAN JONES



HEAD COACH RYAN ODOM

QUICK FACTS	OUTLOOK	AGGIE BIOS	COACHES	OPONENTS	SEASON REVIEW	RECORDS	UNIVERSITY
-------------	---------	------------	---------	----------	---------------	---------	------------



2021-22 ROSTER



NUMERICAL ROSTER

NO.	NAME	HT.	WT.	POS.	YR.	HOMETOWN/HIGH SCHOOL/PREVIOUS SCHOOL
0	Landon Brenchley	6-4	215	Guard	Fr.	Providence, Utah / Ridgeline HS
1	Travis Wagstaff	6-7	215	Forward	So.	Salt Lake City, Utah / Olympus HS / Snow College
2	Sean Bairstow	6-8	190	Guard	Jr.	Brisbane, Australia / Churchie HS
3	Steven Ashworth	6-1	170	Guard	So.	Alpine, Utah / Lone Peak HS
4	Brandon Horvath	6-10	210	Forward	Sr.	West River, Maryland / Southern HS / UMBC
5	RJ Eytile-Rock	6-4	225	Guard	Sr.	London, England / Barking Abbey HS / UMBC
10	Cade Potter	6-8	230	Forward	Fr.	Orange, California / Orange Lutheran HS
11	Max Shulga	6-4	200	Guard	So.	Kiev, Ukraine / Basketball School of Excellence (Torrelodones, Spain)
12	Szymon Zapala	6-11	240	Center	So.	Zaborze, Poland / SMS PZkosz Wladyslawowo
13	Conner Gillis	6-2	150	Guard	So.	Charlotte, North Carolina / Gaston Christian HS
14	Connor Odom	5-11	165	Guard	So.	Annapolis, Maryland / Archbishop Spalding HS
15	Rylan Jones	6-0	180	Guard	Jr.	Holladay, Utah / Olympus HS / Utah
21	Norbert Thelissen	6-7	220	Forward	So.	's-Hertogenbosch, Netherlands / Heroes Den Bosch
22	Brock Miller	6-5	200	Guard	Sr.	Sandy, Utah / Brighton HS
24	Zee Hamoda	6-7	170	Forward	Fr.	Riffa, Bahrain / Bridgton Academy
32	Trevin Dorius	7-0	240	Center	Jr.	Heber City, Utah / Wasatch HS
34	Justin Bean	6-7	210	Forward	Sr.	Moore, Oklahoma / Southmoore HS
35	Matthew Wickizer	6-9	210	Forward	So.	North Salt Lake City, Utah / Kearns HS

ALPHABETICAL ROSTER

NO.	NAME	HT.	WT.	POS.	YR.	HOMETOWN/HIGH SCHOOL/PREVIOUS SCHOOL
3	Steven Ashworth	6-1	170	Guard	So.	Alpine, Utah / Lone Peak HS
2	Sean Bairstow	6-8	190	Guard	Jr.	Brisbane, Australia / Churchie HS
34	Justin Bean	6-7	210	Forward	Sr.	Moore, Oklahoma / Southmoore HS
0	Landon Brenchley	6-4	215	Guard	Fr.	Providence, Utah / Ridgeline HS
32	Trevin Dorius	7-0	240	Center	Jr.	Heber City, Utah / Wasatch HS
5	RJ Eytile-Rock	6-4	225	Guard	Sr.	London, England / Barking Abbey HS / UMBC
13	Conner Gillis	6-2	150	Guard	So.	Charlotte, North Carolina / Gaston Christian HS
24	Zee Hamoda	6-7	170	Forward	Fr.	Riffa, Bahrain / Bridgton Academy
4	Brandon Horvath	6-10	210	Forward	Sr.	West River, Maryland / Southern / UMBC
15	Rylan Jones	6-0	178	Guard	Jr.	Holladay, Utah / Olympus HS / Utah
22	Brock Miller	6-5	200	Guard	Sr.	Sandy, Utah / Brighton HS
14	Connor Odom	5-11	165	Guard	So.	Annapolis, Maryland / Archbishop Spalding HS
10	Cade Potter	6-8	230	Forward	Fr.	Orange, California / Orange Lutheran HS
11	Max Shulga	6-4	197	Guard	So.	Kiev, Ukraine / Basketball School of Excellence (Torrelodones, Spain)
21	Norbert Thelissen	6-7	218	Forward	So.	's-Hertogenbosch, Netherlands / Heroes Den Bosch
1	Travis Wagstaff	6-7	185	Forward	So.	Salt Lake City, Utah / Olympus HS / Snow College
35	Matthew Wickizer	6-9	210	Forward	So.	North Salt Lake City, Utah / Kearns HS
12	Szymon Zapala	6-11	240	Center	So.	Zaborze, Poland / SMS PZkosz Wladyslawowo

Head Coach: Ryan Odom, First Year

Assistant Coach: Nate Dixon, First Year

Assistant Coach: Matt Henry, First Year

Assistant Coach: Bryce Crawford, First Year

Director of Basketball Operations & External Relations: Kelsey Knoche, First Year

Director of Analytics: Noah Ralby, First Year

Director of Player Development: Billy Bales, First Year

Director of Olympic Sport Strength & Conditioning: Jimmy Stitz, First Year

Athletic Trainer: Leah Dunagan, First Year

NUMERICAL ROSTER

No.	Name	Ht.	Wt.	Pos.	Yr.	Hometown / Previous School
0	Landon Branchley	6-4	215	G	Fr.	Providence, Utah / Ridgeline HS
1	Travis Wagstaff	6-7	215	F	So.	Salt Lake City, Utah / Olympus HS / Snow College
2	Sean Bairstow	6-8	190	G	Jr.	Brisbane, Australia / Churchie
3	Steven Ashworth	6-1	170	G	So.	Alpine, Utah / Lone Peak HS
4	Brandon Horvath	6-10	210	F	Sr.	West River, Maryland / Southern HS / UMBC
5	RJ Eytel-Rock	6-4	225	G	Sr.	London, England / Barking Abbey HS / UMBC
10	Cade Potter	6-8	230	F	Fr.	Orange, Calif. / Orange Lutheran HS
11	Max Shulga	6-4	200	G	So.	Kiev, Ukraine / Basketball School of Excellence (Torrelodones, Spain)
12	Szymon Zapala	6-11	240	C	So.	Zaborze, Poland / SMS PZkosz Wladyslawowo
13	Conner Gillis	6-2	150	G	So.	Charlotte, North Carolina / Gaston Christian HS
14	Connor Odom	5-11	165	G	So.	Annapolis, Maryland / Archbishop Spalding HS
15	Rylan Jones	6-0	180	G	Jr.	Holladay, Utah / Olympus HS / Utah
21	Norbert Thelissen	6-7	220	F	So.	's-Hertogenbosch, Netherlands / Heroes Den Bosch
22	Brock Miller	6-5	200	G	Sr.	Sandy, Utah / Brighton HS
24	Zee Hamoda	6-7	170	F	Fr.	Riffa, Bahrain / Bridgton Academy
32	Trevin Dorius	7-0	240	C	Jr.	Heber City, Utah / Wasatch HS
34	Justin Bean	6-7	210	F	Sr.	Moore, Oklahoma / Southmoore HS
35	Matthew Wickizer	6-9	210	F	So.	North Salt Lake City, Utah / Kearns HS

Head Coach: Ryan Odom

Assistant Coaches: Nate Dixon, Matt Henry, Bryce Crawford

Director of Basketball Operations & External Relations: Kelsey Knoch

Director of Analytics: Noah Rabby

Director of Player Development: Billy Bales

Director of Olympic Strength & Conditioning: Jimmy Stitz

Athletic Trainer: Leah Dunagan

PRONUNCIATIONS

#2 Sean Bairstow BARE stoe
#5 RJ Eytel-Rock EYE del rock
#11 Max Shulga Shool ga
#12 Szymon Zapala SHE mon Za PAH la
#21 Norbert Thelissen DELL is sen
#24 Zee Hamoda ha MO da

HELP WITH HOMETOWNS

(#12) Zaborze Zah bor zjuh
(#21) 's-Hertogenbosch ss her tog en bosh
.....-OR-	den bosh (less formal)



LANDON BRANCHLEY 6-4 • 215 • G • FR PROVIDENCE, UTAH	TRAVIS WAGSTAFF 6-7 • 185 • F • SO SALT LAKE CITY, UTAH	SEAN BAIRSTOW 6-8 • 190 • G • JR BRISBANE, AUSTRALIA	STEVEN ASHWORTH 6-1 • 170 • G • SO ALPINE, UTAH	BRANDON HORVATH 6-10 • 210 • F • SR WEST RIVER, MARYLAND	RJ EYTEL-ROCK 6-4 • 225 • G • JR LONDON, ENGLAND	CADE POTTER 6-8 • 230 • F • FR ORANGE, CALIFORNIA

MAX SHULGA 6-4 • 200 • G • SO KIEV, UKRAINE	SZYMON ZAPALA 6-11 • 240 • C • SO ZABORZE, POLAND	CONNER GILLIS 6-2 • 150 • G • SO CHARLOTTE, NORTH CAROLINA	CONNOR ODOM 5-11 • 165 • G • SO ANNAPOLIS, MARYLAND	RYLAN JONES 6-0 • 180 • G • JR HOLLADAY, UTAH	NORBERT THELISSEN 6-7 • 220 • F • SO 'S-HERTOGENBOSCH, NETHERLANDS	BROCK MILLER 6-5 • 200 • G • SR SANDY, UTAH

ZEE HAMODA 6-7 • 170 • F • FR RIFFA, BAHRAIN	TREVIN DORIUS 7-0 • 240 • C • JR HEBER CITY, UTAH	JUSTIN BEAN 6-7 • 210 • F • SR MOORE, OKLAHOMA	MATTHEW WICKIZER 6-9 • 210 • F • SO NORTH SALT LAKE CITY, UTAH	RYAN ODOM FIRST YEAR

QUICK FACTS

OUTLOOK

AGGIE BIOS

COACHES

OPONENTS

SEASON REVIEW

RECORDS

UNIVERSITY



2021-22 SCHEDULE



QUICK FACTS
OUTLOOK
AGGIE BIOS
COACHES
OPPONENTS
SEASON REVIEW
RECORDS
UNIVERSITY

Date	Opponent	Location	Time	Series Record
Oct. 27	Montana Western	Dee Glen Smith Spectrum	7 p.m.	Exhibition
Nov. 9	UC Davis	Dee Glen Smith Spectrum	7:30 p.m.	USU leads 2-1
Nov. 12	vs Richmond	Annapolis, Maryland	4 p.m.	First meeting
Nov. 18	vs Penn	Conway, South Carolina	Noon	First meeting
Nov. 19	vs New Mexico State/Davidson	Conway, South Carolina	TBA	USU leads 36-30/First meeting
Nov. 21	vs TBA	Conway, South Carolina	TBA	
Nov. 27	UT Arlington	Dee Glen Smith Spectrum	7 p.m.	USU trails 1-3
Nov. 29	Carroll College (Mont.)	Dee Glen Smith Spectrum	7 p.m.	First meeting
Dec. 2	Saint Mary's (Calif.)	Dee Glen Smith Spectrum	7 p.m.	USU leads 6-5
Dec. 8	at BYU	Provo, Utah	7 p.m.	USU trails 92-145
Dec. 11	New Orleans	Dee Glen Smith Spectrum	7 p.m.	USU leads 2-1
Dec. 15	at Weber State	Ogden, Utah	7 p.m.	USU leads 44-28
Dec. 18	vs Iowa	Sioux Falls, South Dakota	7 p.m.	USU trails 1-2
Dec. 21	Portland State	Dee Glen Smith Spectrum	7 p.m.	USU leads 3-2
Dec. 28	at Air Force*	Colorado Springs, Colorado	TBA	USU leads 21-6
Jan. 1	San José State*	Dee Glen Smith Spectrum	7 p.m.	USU leads 66-22
Jan. 4	Boise State*	Dee Glen Smith Spectrum	8 p.m.	USU leads 34-18
Jan. 8	at New Mexico*	Albuquerque, New Mexico	6 p.m.	USU leads 29-12
Jan. 12	at Colorado State*	Fort Collins, Colorado	6 p.m.	USU leads 66-40
Jan. 15	Wyoming*	Dee Glen Smith Spectrum	7 p.m.	USU trails 33-50
Jan. 18	at Fresno State*	Fresno, California	9 p.m.	USU leads 41-25
Jan. 26	San Diego State*	Dee Glen Smith Spectrum	9 p.m.	USU trails 8-14
Jan. 29	at Nevada*	Reno, Nevada	TBA	USU leads 39-23
Feb. 1	Air Force*	Dee Glen Smith Spectrum	7 p.m.	
Feb. 5	UNLV*	Dee Glen Smith Spectrum	4 p.m.	USU trails 11-34
Feb. 8	at Wyoming*	Laramie, Wyoming	TBA	
Feb. 11	Nevada*	Dee Glen Smith Spectrum	7 p.m.	
Feb. 15	at San Diego State*	San Diego, California	8 p.m.	
Feb. 19	at Boise State*	Boise, Idaho	4 p.m.	
Feb. 22	New Mexico*	Dee Glen Smith Spectrum	8 p.m.	
Feb. 26	Colorado State*	Dee Glen Smith Spectrum	8:30 p.m.	
March 4	at San José State*	San Jose, California	9 p.m.	
March 9-12	Mountain West Tournament	Las Vegas, Nevada		

- Denotes Veterans Classic | ^ - Denotes Myrtle Beach Invitational

* - Denotes Mountain West Conference game | **Home games in bold**

All times Mountain



AGGIE BIOS



BEAN CAREER HIGHS

- Points**
- 24 at Saint Mary's (11/29/19)
- FG Made**
- 10 Wyoming (3/4/21)
- FG Attempts**
- 20 Wyoming (3/4/21)
- 3PT Made**
- 3 Nevada (2/26/21)
- 3PT Attempts**
- 5 Nevada (2/26/21)
- FT Made**
- 9 (2) College of Idaho (12/18/20)
- FT Attempts**
- 13 at Boise State (1/18/20)
- Rebounds**
- 16 Boise State (2/8/20)
- Assists**
- 6 vs LSU (11/22/19)
- Steals**
- 5 Fresno State (12/7/19)
- Blocks**
- 4 vs North Texas (11/24/19)
- Minutes**
- 45 Fresno State (12/7/19)



JUSTIN BEAN

6-7 • 210 • SR • Forward • Moore, Oklahoma (Southmoore HS)

RECORDS

Single-season double-doubles (16, 1-7th)... Single-season rebounds (356, 5th).

HONORS

Academic All-Mountain West (2019, 2020, 2021)... Mountain West Scholar-Athlete (2019, 2020)... Jamaica Classic MVP (2019-20)... Whitesides Scholar-Athlete (2019, 2020)... Mountain West All-Tournament Team (2021)... Second-Team All-Mountain West (2021).

2020-21 SEASON (JR)

Named second-team all-Mountain West and to the MW all-tournament team... Appeared and started in every game during the year, averaging 27.1 minutes per game in 29 contests... Scored in double figures 20 times during the season, turning in a season-high 21 in two games during the year... Finished second on the team with 330 total points, averaging 11.4 points per game... Shot 51.8 percent (131-of-253) from the floor, 23.8 percent (10-of-42) from behind the 3-point line and 82.9 percent (58-of-70) at the free throw line... Pulled down 10 or more rebounds in 11 games and five or more rebounds in all but five games during the year, logging a season-high 13 in three games... Finished second on the team with 224 total rebounds, averaging 7.7 per contest... Recorded nine double-doubles during the year... Led the Aggies with 38 steals during the year, averaging 1.3 per game... Finished fifth on the team with 54 total assists... Also finished the year with nine blocks... Named academic all-MW.

2019-20 SEASON (SO)

Named third-team all-Mountain West and to the MW all-defensive team... Named MVP of the Jamaica Classic after averaging a double-double of 14.0 points and 13.0 rebounds per game against LSU and North Texas... Ranked 17th in the nation with 16 double-doubles during the year, the most by an Aggie since the 1976-77 season... Averaged 11.9 points and 10.5 rebounds per game to become the first Aggie to average a double-double since Mike Santos in 1976-77... Scored in double figures in 21 times, including a season-high 24 points at St. Mary's (11/29)... Shot 51.8 percent (155-of-299) from the floor, 27.6 percent (8-of-29) from behind the 3-point line and 80.6 percent (87-of-108) at the free throw line... Pulled down five or more rebounds in all but two games and double-digit rebounds in 24 games... Logged a season-high 16 rebounds against Boise State (2/8)... Totaled 356 rebounds during the year, marking the fifth-highest single-season total in school history... Led the Aggies with 51 steals on the year, averaging 1.5 per game to rank second in the Mountain West... Led the conference with 1.9 steals per game during MW play... Also averaged 2.1 assists and 0.7 blocks per game... One of only two Aggies to appear and start in every game during the season... Named a Joe E. & Elma Whitesides Scholar Athlete... Named a Moun-

tain West Scholar Athlete and earned academic all-Mountain West.

2018-19 SEASON (RS-FR)

Appeared in 29 games during the year, averaging 12.1 minutes per contest... Scored in double figures four times, including a career-high 14 points against New Mexico in quarterfinals of the Mountain West Tournament (3/14)... Also logged his first career double-double against the Lobos after pulling down a career-high 15 rebounds... Recorded five or more rebounds 10 times during the season, totaling 109 rebounds on the year and averaging 3.8 per game (10th-most by a freshman in USU history)... Totaled 118 points during the year, averaging 4.1 points per game... Shot 51.2 percent (44-of-86) from the floor, 16.7 percent (1-of-6) from behind the 3-point line and 76.3 percent (29-of-38) at the free throw line... Was 5-of-6 from the free throw line with less than a minute on the clock... Totaled 22 assists on the year, including a career-high three helpers against Fresno State (3/15) and UNLV (2/2)... Recorded 19 steals, including a career-high three against New Mexico (2/20) and at San José State (1/16)... Logged eight blocks during the year, including a career-high two against New Mexico (2/20) and Air Force (1/5)... Named a Joe E. & Elma Whitesides Scholar Athlete... Named a Mountain West Scholar Athlete and earned academic all-Mountain West.

2017-18 SEASON (RS)

Spent his first season at Utah State as a redshirt.

HIGH SCHOOL

Prepped at Southmoore High School in Moore, Okla... Earned first-team all-conference honors as a junior when he was the third-leading scorer in the state of Oklahoma... Led Southmoore HS in both scoring and rebounding as a junior, averaging close to 22 points and 11 rebounds per game... Named to several all-tournament teams, including the Bartlesville all-tournament team and John Nobles all-tournament team... Averaged 16 points and nine rebounds per game as a senior, following ACL reconstruction six months before the season opener... Named all-conference and to the Oklahoma Basketball Coaches Association first team during his final year.

PERSONAL

One of five children of Gordon and Shauna Bean... Father, Gordon, played collegiate basketball at Idaho State, helping the Bengals to an NCAA Tournament appearance in 1987... Graduated among the top 10 percent of his class... Earned the Masonic Award for academics... Served a two-year LDS Church Mission in Reno, Nev. (2015-17)... Married his wife, Claire, in August, 2021... Majoring in exercise science.



BEAN 2020-21 GAME-BY-GAME STATS - JR

Date	Opponent	MIN	FG	3FG	FT	O-D-T	PF	A	TO	B	S	TP
N25	vs VCU	^31	5-8	0-2	3-4	0-4-4	3	3	3	0	0	13
N26	vs S. Dakota St.	^19	2-7	0-1	1-1	2-0-2	2	0	0	0	0	5
N27	vs Northern Iowa	^36	6-12	0-2	3-4	4-6-10	2	4	0	0	1	15
D05	BYU	^33	1-5	0-1	4-4	6-7-13	2	0	1	1	2	6
D08	College of Idaho	^22	6-7	0-0	9-9	3-4-7	1	0	0	0	3	21
D18	Northern Colorado	^32	6-11	0-1	0-1	4-7-11	1	2	0	0	2	12
D21	San José State*	^20	8-10	0-0	0-0	4-7-11	0	4	0	0	0	16
D23	San José State*	^22	2-7	0-1	2-2	1-11-12	2	0	2	0	0	6
D31	at Air Force*	^21	6-10	2-3	1-2	4-0-4	2	5	0	0	3	15
J02	at Air Force*	^33	5-8	0-1	2-4	3-4-7	0	2	0	0	2	12
J06	at New Mexico*	^26	2-5	0-0	1-1	1-0-1	1	4	1	3	0	5
J08	at New Mexico*	^25	6-9	1-2	0-0	8-5-13	1	2	2	0	0	13
J14	San Diego State*	^29	2-7	0-1	0-0	0-4-4	2	3	1	2	2	4
J16	San Diego State*	^27	1-9	0-2	2-2	4-2-6	3	0	3	0	1	4
J19	Colorado State*	^21	4-6	0-0	0-0	2-5-7	0	1	0	0	0	8
J21	Colorado State*	^31	4-10	0-3	0-0	1-5-6	1	2	1	0	2	8
J25	at UNLV*	^27	4-11	0-2	2-2	2-4-6	2	0	3	0	1	10
J27	at UNLV*	^30	5-8	1-3	2-2	4-5-9	3	4	1	0	2	13
F04	at Fresno State*	^17	2-4	1-1	0-0	1-4-5	0	2	0	0	0	5
F17	at Boise State*	^30	5-9	0-2	0-0	2-4-6	4	2	1	0	1	10
F19	at Boise State*	^22	4-7	0-1	3-3	3-2-5	4	1	3	0	1	11
F26	Nevada*	^30	7-13	3-5	2-3	3-7-10	3	3	4	1	3	19
F28	Nevada*	^27	5-10	1-3	6-6	6-7-13	3	4	4	0	3	17
M04	Wyoming*	^31	10-20	0-3	1-1	1-9-10	1	2	3	0	2	21
M06	at Fresno State*	^30	6-11	0-0	1-3	5-7-12	2	1	1	0	3	13
M11	vs UNLV#	^24	5-7	0-1	0-0	2-3-5	3	1	3	0	1	10
M12	vs Colorado State#	^28	4-7	0-0	5-6	4-7-11	2	1	0	2	1	13
M13	vs San Diego State#	^30	3-6	1-1	5-6	3-3-6	3	1	3	0	1	12
M19	vs Texas Tech%	^31	5-9	0-0	3-4	3-5-8	1	0	2	0	1	13

^ = Starter / * = MW game / # = MW Championships / % NCAA Tournament

BEAN 2019-20 GAME-BY-GAME STATS - SO

Date	Opponent	MIN	FG	3FG	FT	O-D-T	PF	A	TO	B	S	TP
N05	Montana State	^27	4-9	0-0	5-8	3-7-10	4	1	0	1	1	13
N08	Weber State	^22	6-11	0-1	6-7	3-6-9	0	1	0	0	1	18
N12	Denver	^23	3-9	0-1	2-2	4-11-15	1	2	2	1	1	8
N15	N. Carolina A&T	^31	8-12	0-0	2-3	1-9-10	2	3	2	2	1	18
N18	UTSA	^29	4-8	0-1	1-1	8-3-11	1	5	2	1	0	9
N22	vs LSU	^35	6-12	0-1	2-3	4-8-12	1	6	5	0	2	14
N24	vs North Texas	^36	3-9	0-0	8-10	4-10-14	0	2	2	4	2	14
N29	at Saint Mary's	^28	8-14	1-1	7-7	5-5-10	3	1	0	0	0	24
D04	at San José State*	^37	9-15	0-0	0-1	6-8-14	3	1	0	2	3	18
D07	Fresno State*	^45	4-9	0-0	6-6	6-7-13	3	3	1	1	5	14
D10	Saint Katherine	^18	6-11	0-0	0-0	7-7-14	0	4	1	3	1	12
D14	vs BYU	^21	3-9	0-1	2-2	3-7-10	4	0	2	2	0	8
D18	vs South Florida	^37	5-9	0-1	2-2	2-7-9	2	1	2	0	1	12
D21	vs Florida	^35	6-8	0-0	0-1	4-5-9	4	4	3	0	2	12
D28	Eastern Oregon	^18	7-11	0-0	2-2	6-6-12	1	3	0	2	2	16
J01	at UNLV*	^31	5-11	0-0	7-8	5-6-11	3	1	1	1	0	17
J04	San Diego State*	^28	4-7	0-1	0-0	2-2-4	2	2	1	1	3	8
J07	at Air Force*	^20	3-6	0-1	0-0	1-4-5	4	1	0	0	1	6
J11	Nevada*	^8	1-4	1-1	0-0	2-2-4	3	0	0	0	0	3
J18	at Boise State*	^41	4-10	1-3	9-13	5-5-10	2	2	3	0	3	18
J21	Air Force*	^33	5-7	0-1	6-6	5-8-13	2	5	2	0	2	16
J25	Colorado State*	^31	6-8	0-0	1-1	1-8-9	3	3	1	0	1	13
J28	at Wyoming*	^35	3-8	0-1	0-0	2-8-10	1	1	1	0	1	6
F01	at San Diego State*	^23	6-10	1-2	0-0	1-4-5	1	0	1	0	2	13
F05	UNLV*	^32	2-5	1-1	1-2	2-9-11	3	1	2	0	3	6
F08	Boise State*	^34	1-3	0-0	5-6	4-12-16	4	0	1	1	0	7
F11	at Colorado State*	^34	3-7	0-1	0-0	1-4-5	0	3	1	0	2	6
F15	at Fresno State*	^33	6-10	2-2	1-2	5-6-11	2	1	2	0	1	15
F19	Wyoming*	^34	8-13	1-3	3-3	4-10-14	2	3	3	0	2	20
F25	San José State*	^26	6-9	0-0	0-0	5-8-13	2	1	1	1	2	12
F29	at New Mexico*	^30	3-6	0-1	0-0	2-4-6	2	3	3	1	3	6
M05	vs New Mexico#	^36	4-10	0-1	2-2	2-13-15	2	2	2	0	1	10
M06	vs Wyoming#	^34	2-6	0-2	5-8	4-6-10	3	2	1	0	0	9
M07	vs San Diego St.#	^25	1-3	0-1	2-2	2-10-12	1	4	3	0	2	4

^ = Starter / * = MW game / # = MW Championships

BEAN 2018-19 GAME-BY-GAME STATS - RS-FR

Date	Opponent	MIN	FG	3FG	FT	O-D-T	PF	A	TO	B	S	TP
N06	at Montana State	9	1-2	0-0	3-4	4-4-8	3	0	0	0	0	5
N09	Hartford	4	1-2	0-0	0-0	1-0-1	1	0	0	0	0	2
N13	Mississippi Valley State	6	1-1	0-0	1-1	1-1-2	0	1	1	0	2	3
N16	Utah Valley	0+	0-0	0-0	0-0	0-0-0	0	0	0	0	0	0
N19	vs Saint Mary's	DNP-C										
N21	vs Arizona State	DNP-C										
N28	Northern Iowa	DNP-C										
D01	at UC Irvine	1	0-0	0-0	0-0	0-1-1	1	0	0	0	0	0
D05	at BYU	DNP-C										
D08	vs Weber State	DNP-C										
D15	Alabama State	3	0-1	0-0	0-0	2-1-3	0	1	0	0	0	0
D20	at Houston	DNP-C										
D28	Eastern Oregon	18	5-7	1-1	1-3	3-4-7	0	1	0	0	1	12
J02	at Nevada*	8	1-5	0-0	2-2	4-1-5	0	1	0	0	2	4
J05	Air Force*	15	1-2	0-0	0-0	1-6-7	0	1	1	2	0	2
J09	Fresno State*	15	1-2	0-0	0-0	1-3-4	1	0	1	1	0	2
J12	at Wyoming*	7	0-2	0-0	0-0	0-2-2	0	0	0	1	0	0
J16	at San José State*	14	0-1	0-0	4-4	1-2-3	2	2	0	0	3	4
J19	Colorado State*	4	1-1	0-0	0-0	0-0-0	1	0	0	0	0	2
J26	at New Mexico*	6	1-3	0-0	0-0	1-2-3	0	0	1	0	0	2
J30	San José State*	18	4-8	0-2	0-0	2-2-4	3	1	1	0	1	8
F02	UNLV*	9	2-2	0-0	2-4	0-2-2	4	3	0	0	0	6
F05	at Fresno State*	8	1-1	0-0	0-0	0-1-1	0	0	0	0	0	2
F09	at San Diego State*	13	0-1	0-0	0-0	0-4-4	3	0	0	0	1	0
F13	Wyoming*	1	0-0	0-0	0-0	0-0-0	0	0	0	0	0	0
F16	at Air Force*	5	0-0	0-0	0-0	0-1-1	1	0	0	0	0	0
F20	New Mexico*	21	4-8	0-0	0-0	3-2-5	3	1	0	2	3	8
F23	at Boise State*	11	0-0	0-0	0-0	0-3-3	1	0	1	0	0	0
F26	San Diego State*	27	5-7	0-0	0-0	5-3-8	0	2	0	1	1	10
M02	Nevada*	26	2-3	0-1	5-6	1-5-6	4	2	1	0	1	9
M05	at Colorado State*	18	4-4	0-0	2-2	1-1-2	2	0	0	0	0	10
M14	vs New Mexico#	22	3-7	0-0	8-10	3-12-15	1	2	5	1	1	14
M15	vs Fresno State#	25	3-7	0-1	1-2	3-2-5	3	3	1	0	1	7
M16	vs San Diego State#	17	0-4	0-1	0-0	2-0-2	3	0	2	0	2	0
M22	vs Washington%	20	3-5	0-0	0-0	2-3-5	1	1	2	0	0	6

^ = Starter / * = MW game / # = MW Championships / % NCAA Tournament

BEAN'S CAREER STATISTICS

	GP-GS	Min	Avg	FG-FGA	Pct	3FG-FGA	Pct	FT-FTA	Pct	Off	Def	Tot	Avg	PF	FO	A	TO	Blk	Stl	Pts	Avg
2018-19 (Fr.)	29-0	351	12.1	44-86	.512	1-6	.167	29-38	.763	41	68	109	3.8	38	0	22	17	8	19	118	4.1
2019-20 (So.)	34-34	1010	29.7	155-299	.518	8-29	.276	87-108	.806	121	235	356	10.5	71	0	72	51	24	51	405	11.9
2020-21 (Jr.)	29-29	785	27.1	131-253	.518	10-42	.238	58-70	.829	86	138	224	7.7	54	0	54	42	9	38	330	11.4
Total	92-63	2146	23.3	330-638	.517	19-77	.247	174-216	.806	248	441	689	7.5	163	0	148	110	41	108	853	9.3



MILLER CAREER HIGHS

- Points**
- 27 Denver (11/12/19)
- FG Made**
- 10 Denver (11/12/19)
- FG Attempts**
- 22 St. Katherine (12/10/19)
- 3PT Made**
- 7 Denver (11/12/19)
- 3PT Attempts**
- 19 St. Katherine (12/10/19)
- FT Made**
- 6 (2) last Nevada (1/11/20)
- FT Attempts**
- 7 (2) last vs Wyoming (3/6/20)
- Rebounds**
- 6 (2) last San José St. (2/25/20)
- Assists**
- 4 (3) last Eastern Oregon (12/28/19)
- Steals**
- 2 (4) vs Colorado State (3/12/21)
- Blocks**
- 1 (4) last St. Katherine (12/10/19)
- Minutes**
- 39 at Boise State (2/23/19)



BROCK MILLER

6-5 • 200 • SR • Guard • Sandy, Utah (Brighton HS)

RECORDS

Single-game 3-point attempts (19, 1st)... Single-game 3-point field goals (7, 1-6th).

HONORS

Academic All-Mountain West (2019, 2020, 2021)... Mountain West Scholar-Athlete (2018, 2019, 2020, 2021)... Whitesides Scholar-Athlete (2018, 2019, 2020).

2020-21 SEASON (JR)

Appeared and started in all but two games during the year, averaging 28.2 minutes per game in 27 contests... Scored in double figures 11 times during the year, including a season-high 20 points against Colorado State (1/19)... Totaled 238 points, averaging 8.8 points per game... Shot 38.4 percent (83-of-216) from the floor, 36.5 percent (57-of-156) from behind the 3-point line and 71.4 percent (15-of-21) at the free throw line... Led the Aggies with both 57 makes and 156 attempts from behind the 3-point line... Recorded 48 rebounds on the year, averaging 1.8 per game and pulling down and season-high four boards in two contests... Recorded multiple assists in seven games, finishing with 25 on the year... Also finished the year with 14 steals... Named a Mountain West Scholar-Athlete and earned academic all-MW honors.

2019-20 SEASON (SO)

Appeared in 34 games and started in 29, while averaging 26.2 minutes per game... Scored in double figures in 11 games during the year, including a season-high 27 points against Denver (11/12)... Totaled 285 points, averaging 8.4 per game... Shot 35.2 percent (100-of-284) from the floor, 30.5 percent (61-of-200) from behind the 3-point line and 82.8 percent (24-of-29) at the free throw line... Attempted a school-record 19 3-pointers against Saint Katherine (12/10)... Made seven 3-point baskets against Denver to tie for sixth all-time in a single game in school history... Pulled down five or more rebounds in four games, including a season-high six in two games... Totaled 79 rebounds on the year, averaging 2.3 boards per contest... Recorded multiple assists in nine games, finishing with 34 on the year and averaging 1.0 per game... Also recorded 16 steals and one block during the year... Named a Joe E. & Elma Whitesides Scholar Athlete... Named a Mountain West Scholar-Athlete and earned academic all-Mountain West.

2018-19 SEASON (RS-FR)

Appeared and started in all 35 games during the season, averaging 26.1 minutes per game... The 35 games started ranks first by a freshman in USU history, while the 35 games played ranks second by a freshman in USU history... Appeared in 914 minutes, the fifth-most by a freshman in USU history... Totaled 284 points on the year, averaging 8.1 points per game... The 284 points are the ninth-most by a freshman in USU history... Scored in double figures in 13 games,

including a season-high 26 points against Mississippi Valley State (11/13)... Shot 37.3 percent (107-of-287) from the floor, 36.4 percent (79-of-217) from behind the 3-point line and 89.3 percent (24-of-27) at the free throw line... The 95 made field goals are the 10th-most by a freshman in USU history... Set the USU freshman record with 198 3-point attempts, making 70, the second-most by a freshman in USU history... The 35.4 percent 3-point field goal percentage is sixth by a freshman in USU history... Totaled 62 rebounds on the year, averaging 1.8 per game... Recorded a career-high five rebounds against Washington (3/22) and against San Diego State (2/26)... Totaled 43 assists, including a career-high four at San José State (1/16)... Also logged 11 steals and three blocks during the year... Named a Joe E. & Elma Whitesides Scholar Athlete... Named a Mountain West Scholar-Athlete and earned academic all-Mountain West.

2017-18 SEASON (FR)

Appeared in each of the first five games before missing the rest of the year because of a foot injury... Played in a season-high 29 minutes at Portland State, scoring a season-high 15 points... Averaged 6.8 points per game... Shot 46.2 percent (12-of-26) from the floor, 47.4 percent (9-of-19) from behind the 3-point line and 100.0 percent (1-of-1) at the free throw line... Pulled down a season-high four rebounds at Weber State (11/10) as part of seven total rebounds during the year... Recorded one assist against Montana State (11/13) and one steal against Mississippi Valley State (11/15)... Named a Mountain West Scholar-Athlete.

HIGH SCHOOL

Prepped at Brighton High School in Sandy, Utah, where he led the Bengals to a runner-up finish in the Utah 5A State finals as a senior... Averaged 22.3 points, 3.9 rebounds, 2.1 assists and 0.9 steals per game as a senior, earning first-team all-state honors by the Deseret News... Averaged 18 points and six rebounds per game as a junior, despite missing half the year with injuries, as the Bengals advanced to the state semifinals... Scored 20 or more points in a game seven times during his junior year... Started for USA basketball and was one of the top scorers during the Albert Schweitzer games in the summer of 2014, serving as a team captain... Helped Brighton HS to a Region 1 championship during his sophomore year.

PERSONAL

Youngest of five children of Bret and Cathy Miller... Married in May, 2019, to his wife Bailey... Older brothers Corbin (Harvard) and Brandon (Dixie State) also played collegiate basketball... Father, Brett, played college basketball at BYU-Hawaii... Served a two-year LDS Church mission in Buenos Aires, Argentina from 2015-17... Has an autoimmune disease known as alopecia, which prevents the growth of hair on his body... Majoring in business administration.



VETERAN BIOS



MILLER 2020-21 GAME-BY-GAME STATS - JR

Date	Opponent	MIN	FG	3FG	FT	O-D-T	PF	A	TO	B	S	TP
N25	vs VCU	^21	3-7	2-5	0-0	2-1-3	1	1	1	0	0	8
N26	vs S. Dakota St.	^17	2-3	1-2	0-0	0-2-2	0	1	1	0	1	5
N27	vs Northern Iowa	^31	3-8	2-4	1-2	0-2-2	2	2	1	0	1	9
D05	BYU	^21	1-4	1-3	0-0	0-3-3	2	0	2	0	0	3
D08	College of Idaho	^13	1-7	0-1	0-0	0-1-1	1	0	0	0	0	2
D18	Northern Colorado	^33	3-7	1-2	0-0	1-1-2	0	0	1	0	1	7
D21	San José State*	^21	5-9	4-7	0-0	1-0-1	1	1	0	0	0	14
D23	San José State*	^24	5-9	2-5	0-1	0-0-0	0	1	0	0	0	12
D31	at Air Force*	^23	5-10	4-9	0-0	0-1-1	2	2	1	0	2	14
J02	at Air Force*	^31	5-13	3-9	0-0	0-0-0	3	0	1	0	1	13
J06	at New Mexico*	^21	1-5	1-5	3-3	0-0-0	2	1	1	0	2	6
J08	at New Mexico*	^21	1-6	1-5	0-0	1-1-2	0	3	0	0	0	3
J14	San Diego State*	^34	5-11	4-10	2-2	0-2-2	2	2	1	0	0	16
J16	San Diego State*	^34	4-8	3-6	0-0	0-2-2	3	0	0	0	1	11
J19	Colorado State*	^29	6-13	6-10	2-2	2-2-4	4	1	1	0	0	20
J21	Colorado State*	^32	4-10	4-10	2-3	0-2-2	3	0	0	0	0	14
J25	at UNLV*	^30	2-3	2-3	1-1	1-1-2	2	1	0	0	0	7
J27	at UNLV*	^39	5-9	3-5	2-2	0-2-2	0	1	2	0	0	15
F04	at Fresno State*	^36	4-7	0-0	0-0	0-2-2	2	2	0	0	1	8
F17	at Boise State*	^29	1-6	0-5	0-2	0-2-2	3	2	1	0	0	2
F19	at Boise State*	^36	4-8	2-5	0-0	1-3-4	2	1	0	0	0	10
F26	Nevada*	^30	3-10	3-9	1-2	0-3-3	0	0	0	0	1	10
F28	Nevada*	^17	0-7	0-5	0-0	0-0-0	1	0	1	0	0	0
M04	Wyoming*	DNP-I										
M06	at Fresno State*	DNP-I										
M11	vs UNLV#	^32	3-10	2-8	0-0	0-1-1	0	0	0	0	0	8
M12	vs Colorado State#	^38	4-12	3-11	0-0	0-1-1	2	2	1	0	2	11
M13	vs San Diego State#	^35	1-6	1-5	1-1	0-2-2	1	0	1	0	0	4
M19	vs Texas Tech%	^33	2-8	2-7	0-0	0-2-2	2	1	3	0	1	6

^ = Starter / * = MW game / # = MW Championships / % NCAA Tournament

MILLER 2019-20 GAME-BY-GAME STATS - SO

Date	Opponent	MIN	FG	3FG	FT	O-D-T	PF	A	TO	B	S	TP
N05	Montana State	^27	2-6	2-5	0-0	0-1-1	2	1	1	0	1	6
N08	Weber State	^26	5-12	1-3	0-0	1-2-3	2	1	0	0	1	11
N12	Denver	^28	10-19	7-15	0-0	2-2-4	2	3	1	0	0	27
N15	N. Carolina A&T	^27	3-9	3-8	2-2	0-3-3	1	4	2	0	0	11
N18	UTSA	^27	4-15	2-11	0-0	1-4-5	0	1	0	0	1	10
N22	vs LSU	^20	1-4	1-2	0-0	0-2-2	2	0	2	0	0	3
N24	vs North Texas	^32	3-7	0-3	0-0	0-0-0	1	0	0	0	1	6
N29	at Saint Mary's	^26	3-6	2-5	0-0	0-0-0	2	0	0	0	0	8
D04	at San José State*	^32	3-8	1-4	0-0	2-3-5	1	0	0	0	1	7
D07	Fresno State*	^33	1-5	0-4	2-2	2-1-3	0	1	3	0	1	4
D10	Saint Katherine	^33	8-22	6-19	0-0	0-6-6	2	2	1	1	2	22
D14	vs BYU	^24	2-6	1-3	0-0	0-0-0	2	0	2	0	0	5
D18	vs South Florida	^28	1-5	1-5	0-0	0-1-1	1	2	1	0	0	3
D21	vs Florida	^29	2-4	2-4	0-0	0-2-2	2	0	1	0	1	6
D28	Eastern Oregon	^29	8-15	4-9	5-5	1-3-4	2	4	2	0	1	25
J01	at UNLV*	^34	4-12	1-7	0-0	0-1-1	3	1	6	0	1	9
J04	San Diego State*	^29	1-5	0-3	0-0	1-1-2	1	2	1	0	0	2
J07	at Air Force*	^32	5-10	5-9	1-2	2-1-3	2	1	0	0	0	16
J11	Nevada*	^27	2-8	1-7	6-7	0-2-2	2	1	2	0	0	11
J18	at Boise State*	^33	2-7	0-3	0-0	2-2-4	4	2	1	0	0	4
J21	Air Force*	^32	3-11	3-9	0-0	0-1-1	1	1	0	0	2	9
J25	Colorado State*	^18	2-8	1-6	0-0	0-1-1	1	0	1	0	1	5
J28	at Wyoming*	^24	4-9	3-7	0-0	1-2-3	1	0	1	0	0	11
F01	at San Diego State*	^33	5-12	3-6	2-2	1-0-1	3	0	0	0	0	15
F05	UNLV*	^15	1-2	0-1	0-0	0-4-4	3	2	2	0	0	2
F08	Boise State*	^23	2-9	1-6	0-0	0-2-2	4	1	1	0	0	5
F11	at Colorado State*	^17	1-7	1-6	0-0	0-0-0	1	1	0	0	1	3
F15	at Fresno State*	^24	2-10	1-7	0-0	1-1-2	1	0	0	0	0	5
F19	Wyoming*	^24	0-7	0-5	0-0	0-3-3	1	0	2	0	1	0
F25	San José State*	^23	2-3	2-2	0-0	0-6-6	0	0	0	0	0	6
F29	at New Mexico*	^21	2-4	2-3	0-0	1-1-2	0	0	0	0	0	6
M05	vs New Mexico#	^19	3-9	1-5	0-0	1-1-2	2	2	1	0	0	7
M06	vs Wyoming#	^26	3-8	3-8	4-7	0-1-1	3	0	1	0	0	13
M07	vs San Diego St.#	^17	0-0	0-0	2-2	0-0-0	0	1	2	0	0	2

^ = Starter / * = MW game / # = MW Championships

MILLER 2018-29 GAME-BY-GAME STATS - RS-FR

Date	Opponent	MIN	FG	3FG	FT	O-D-T	PF	A	TO	B	S	TP
N06	at Montana State	^20	2-7	1-6	0-0	0-3-3	0	2	1	0	0	5
N09	Hartford	^28	1-4	1-2	0-0	0-1-1	1	3	0	0	1	3
N13	Mississippi Valley St.	^24	7-12	6-11	6-6	1-0-1	0	1	0	0	0	26
N16	Utah Valley	^25	2-7	1-4	0-0	0-2-2	4	1	1	1	1	5
N19	vs Saint Mary's	^27	3-5	2-3	0-0	0-1-1	1	1	1	0	0	8
N21	vs Arizona State	^30	4-12	2-8	0-0	0-1-1	1	1	1	0	1	10
N28	Northern Iowa	^23	1-8	0-5	0-0	0-4-4	2	0	0	0	0	2
D01	at UC Irvine	^15	0-2	0-1	0-0	0-0-0	0	0	0	0	0	0
D05	at BYU	^28	1-3	1-3	0-0	0-2-2	2	1	0	0	0	3
D08	vs Weber State	^20	3-5	1-3	2-2	0-3-3	2	1	0	0	0	9
D15	Alabama State	^21	2-8	1-7	0-0	0-0-0	2	2	0	0	0	5
D20	at Houston	^19	2-5	1-3	0-0	0-0-0	0	1	1	0	1	5
D28	Eastern Oregon	^24	3-8	2-7	1-2	0-2-2	2	0	1	0	0	9
J02	at Nevada*	^32	2-5	2-4	4-4	0-2-2	1	1	1	0	0	10
J05	Air Force*	^34	5-14	5-12	0-0	0-4-4	3	1	0	0	0	15
J09	Fresno State*	^31	4-8	3-6	0-0	0-2-2	3	1	0	0	0	11
J12	at Wyoming*	^35	1-6	1-4	0-0	2-1-3	1	2	1	0	0	3
J16	at San José State*	^27	5-12	3-10	0-0	0-0-0	3	4	0	0	1	13
J19	Colorado State*	^27	6-11	6-9	0-0	1-0-1	3	1	2	0	0	18
J26	at New Mexico*	^35	5-6	4-5	2-2	1-0-1	1	2	1	0	0	16
J30	San José State*	^27	4-15	3-14	3-3	2-1-3	2	2	2	1	0	14
F02	UNLV*	^23	2-7	2-5	0-0	0-1-1	2	1	0	0	0	6
F05	at Fresno State*	^34	6-9	5-7	0-0	0-0-0	1	2	0	0	1	17
F09	at San Diego State*	^23	1-6	1-5	0-0	1-3-4	2	1	1	0	0	3
F13	Wyoming*	^22	1-4	0-3	0-0	0-1-1	0	1	0	0	0	2
F16	at Air Force*	^32	3-13	3-12	0-0	0-1-1	2	1	1	0	0	9
F20	New Mexico*	^24	1-11	1-9	0-0	0-1-1	1	1	0	0	1	3
F23	at Boise State*	^39	4-8	1-3	2-2	3-2-5	2	1	0	0	0	11
F26	San Diego State*	^17	0-4	0-0	2-2	0-2-2	1	0	0	1	1	0
M02	Nevada*	^24	1-4	1-4	2-2	0-0-0	0	1	1	0	0	5
M05	at Colorado State*	^18	1-2	1-2	0-0	0-2-2	1	1	0	0	0	3
M14	vs New Mexico#	^22	2-5	2-5	0-0	1-0-1	1	0	3	0	1	6
M15	vs Fresno State#	^33	4-8	2-6	0-0	0-0-0	0	2	0	0	1	10
M16	vs San Diego State#	^24	2-6	2-4	0-0	1-2-3	2	1	1	0	1	6
M22	vs Washington%	^27	4-11	3-6	2-2	1-4-5	3	1	3	0	0	13

^ = Starter / * = MW game / # = MW Championships / % NCAA Tournament

MILLER 2017-18 GAME-BY-GAME STATS - FR

Date	Opponent	MIN	FG	3FG	FT	O-D-T	PF	A	TO	B	S	TP
N10	at Weber State	15	2-4	1-1	0-0	1-3-4	2	0	2	0	0	5
N13	Montana State	12	2-3	1-2	0-0	1-0-1	3	1	1	0	0	5
N15	Miss. Valley State	15	1-7	1-7	0-0	0-1-1	1	0	0	0	1	3
N18	at Gonzaga	12	2-3	2-2	0-0	0-0-0	2	0	0	0	0	6
N20	vs Portland State	29	5-9	4-7	1-1	0-1-1	4	0	3	0	0	15
N24	vs Northeastern	DNP-I										
N25	vs New Hampshire	DNP-I										
N28	at Valparaiso	DNP-I										
D02	BYU	DNP-I										
D06	UC Irvine	DNP-I										
D09	vs Utah	DNP-I										
D16	Life Pacific	DNP-I										
D20	Youngstown State	DNP-I										
D27	San José State*	DNP-I										
D30	at San Diego State*	DNP-I										
J03	Fresno State*	DNP-I										
J06	at UNLV*	DNP-I										
J10	Colorado State*	DNP-I										
J13	at Nevada*	DNP-I										
J17	at Boise State*	DNP-I										
J20	Wyoming*	DNP-I										
J24	Air Force*	DNP-I										
J27	at Fresno State*	DNP-I										

QUICK FACTS

OUTLOOK

AGGIE BIOS

COACHES

OPPONENTS

SEASON REVIEW

RECORDS

UNIVERSITY



BAIRSTOW CAREER HIGHS

Points

- 14 Eastern Oregon (12/28/19)

FG Made

- 5 (2) San José State (12/23/20)

FG Attempts

- 9 College of Idaho (12/8/20)

3PT Made

- 2 (2) College of Idaho (12/8/20)

3PT Attempts

- 4 (2) College of Idaho (12/8/20)

FT Made

- 3 (3) at New Mexico (1/8/21)

FT Attempts

- 4 (3) at New Mexico (1/8/21)

Rebounds

- 6 (2) last Air Force (1/21/20)

Assists

- 5 St. Katherine (12/10/19)

Steals

- 3 College of Idaho (12/8/20)

Blocks

- 1 (4) at Boise State (2/17/21)

Minutes

- 33 College of Idaho (12/8/20)



SEAN BAIRSTOW

6-8 • 190 • JR • Guard • Brisbane, Australia (Churchie)

2020-21 SEASON (SO)

Appeared in 25 games during the year, making his first collegiate start against the College of Idaho (12/8)... Scored in double figures in two games during the year, scoring a season-high 11 points twice... Totaled 93 points on the year, averaging 3.7 points per game... Shot 47.4 percent (36-of-76) from the floor, 38.5 percent (10-of-26) from behind the 3-point line and 68.8 percent (11-of-16) at the free throw line... Recorded a season-high four rebounds, averaging 1.1 boards per contest... Totaled 19 assists and nine steals.

2019-20 SEASON (FR)

Appeared in 32 games during the year... Totaled 89 points, averaging 2.8 points per game... Scored a season-high 14 points against Eastern Oregon (12/28), while playing in a season-high-tying 31 minutes... Shot 44.6 percent (33-of-74) from the floor, 33.3 percent (8-of-24) from behind the 3-point line and 71.4 percent (15-of-21) at the free throw line... Pulled down a season-high six rebounds in two games, averaging 1.5 boards per contest... Also averaged 1.0 assists and 0.2 steals per game... Won the Slam Dunk competition at the annual Aggie Madness event to begin the year.

BEFORE UTAH STATE

Prepped at Churchie High School in Brisbane, Australia, where he averaged 22 points and 10 rebounds per game... Member of the U19 Australian National Team and a two-year member of the U20 Queensland team.

PERSONAL

Son of Ian and Penny Bairstow... Older sister, Stephanie, played at Utah State during the 2012-13 and 2013-14 seasons... Older brother, Cam, was an all-conference performer at New Mexico from 2011-14, and was drafted by a Chicago Bulls in 2014... Majoring in exercise science.





QUICK FACTS

OUTLOOK

AGGIE BIOS

COACHES

OPPONENTS

SEASON REVIEW

RECORDS

UNIVERSITY

BAIRSTOW 2020-21 GAME-BY-GAME STATS - SO

BAIRSTOW 2019-20 GAME-BY-GAME STATS - FR

Date	Opponent	MIN	FG	3FG	FT	O-D-T	PF	A	TO	B	S	TP	Date	Opponent	MIN	FG	3FG	FT	O-D-T	PF	A	TO	B	S	TP
N25	vs VCU	18	2-5	1-1	3-4	0-0-0	3	1	2	0	2	8	N05	Montana State	4	0-0	0-0	2-2	0-0-0	2	1	1	0	0	2
N26	vs S. Dakota St.	14	0-2	0-0	1-2	1-1-2	0	1	5	0	0	1	N08	Weber State	17	3-5	0-2	0-0	0-2-2	0	0	2	0	0	6
N27	vs Northern Iowa	8	0-1	0-0	0-0	0-0-0	0	0	1	1	0	0	N12	Denver	21	3-6	1-2	1-1	0-1-1	1	2	2	0	1	8
D05	BYU	18	1-5	0-2	0-0	0-0-0	3	0	1	0	1	2	N15	N. Carolina A&T	3	1-1	0-0	0-0	0-0-0	0	0	0	0	0	2
D08	College of Idaho	33	4-9	2-4	1-1	0-3-3	0	4	2	0	3	11	N18	UTSA	10	1-1	0-0	0-1	0-3-3	1	0	1	0	0	2
D18	Northern Colorado	10	0-1	0-1	0-0	0-0-0	1	1	0	0	0	0	N22	vs LSU	2	0-1	0-1	0-0	0-0-0	0	0	0	0	0	0
D21	San José State*	18	3-4	1-1	0-0	0-3-3	1	2	1	0	0	7	N24	vs North Texas	10	0-1	0-1	0-0	0-2-2	0	0	0	0	0	0
D23	San José State*	20	5-7	1-2	0-0	0-0-0	1	2	1	0	0	11	N29	at Saint Mary's	3	1-1	0-0	0-0	0-0-0	0	0	1	0	0	2
D31	at Air Force*	16	4-8	1-2	0-1	0-4-4	2	1	1	0	0	9	D04	at San José State*	6	0-0	0-0	1-2	0-0-0	1	0	0	0	0	1
J02	at Air Force*	8	0-1	0-1	0-0	0-1-1	0	0	1	0	0	0	D07	Fresno State*	9	1-1	0-0	0-0	0-2-2	2	0	0	0	0	2
J06	at New Mexico*	15	3-6	1-3	2-2	0-3-3	0	1	0	0	1	9	D10	Saint Katherine	31	2-8	1-4	3-4	1-2-3	2	5	4	0	0	8
J08	at New Mexico*	17	2-4	0-1	3-4	0-2-2	1	0	0	1	0	7	D14	vs BYU						DNP-C					
J14	San Diego State*	8	2-3	1-1	0-0	0-1-1	0	0	1	0	0	5	D18	vs South Florida	1	0-0	0-0	0-0	0-0-0	0	0	0	0	0	0
J16	San Diego State*	8	1-1	0-0	0-0	0-0-0	1	0	1	0	0	2	D21	vs Florida						DNP-C					
J19	Colorado State*	6	1-1	1-1	0-0	1-1-2	0	0	1	0	0	3	D28	Eastern Oregon	31	5-8	2-3	2-3	1-5-6	2	4	1	0	2	14
J21	Colorado State*	7	0-1	0-1	0-0	0-0-0	0	0	0	0	0	0	J01	at UNLV*	11	0-3	0-0	0-0	0-1-1	1	1	1	0	0	0
J25	at UNLV*	14	2-4	0-1	0-0	0-0-0	0	1	1	0	1	4	J04	San Diego State*	4	1-1	1-1	0-0	0-0-0	0	0	0	0	0	3
J27	at UNLV*	8	1-2	0-0	1-2	1-0-1	1	0	1	0	0	3	J07	at Air Force*	19	2-4	1-1	0-0	0-0-0	1	2	1	0	0	5
F04	at Fresno State*	6	0-0	0-0	0-0	0-1-1	0	1	0	0	0	0	J11	Nevada*	23	3-4	1-1	1-2	0-2-2	1	3	5	0	0	8
F17	at Boise State*	17	2-5	1-1	0-0	0-3-3	1	1	1	1	1	5	J18	at Boise State*	4	0-0	0-0	0-0	1-0-1	0	0	1	0	0	0
F19	at Boise State*	6	0-0	0-0	0-0	0-0-0	2	0	1	0	0	0	J21	Air Force*	18	0-4	0-1	0-0	0-6-6	3	1	1	0	0	0
F26	Nevada*	5	0-0	0-0	0-0	0-0-0	0	1	0	0	0	0	J25	Colorado State*	12	0-0	0-0	2-2	0-1-1	0	0	0	0	0	2
F28	Nevada*												J28	at Wyoming*	16	2-3	1-2	2-2	1-2-3	4	3	2	0	0	7
M04	Wyoming*	5	0-2	0-2	0-0	0-1-1	0	2	0	0	0	0	F01	at San Diego State*	14	1-4	0-1	0-0	0-1-1	1	0	1	0	0	2
M06	at Fresno State*	7	1-2	0-1	0-0	0-1-1	0	0	0	0	0	2	F05	UNLV*	5	0-1	0-0	0-0	0-0-0	0	0	1	0	1	0
M11	vs UNLV#	1	2-2	0-0	0-0	0-0-0	0	0	0	0	0	4	F08	Boise State*	12	1-5	0-2	0-0	0-3-3	1	0	1	0	0	2
M12	vs Colorado St.#												F11	at Colorado State*	3	0-0	0-0	0-0	0-1-1	0	0	0	0	0	0
M13	vs San Diego St.#												F15	at Fresno State*	20	2-4	0-0	1-2	1-2-3	1	3	0	1	0	5
M19	vs Texas Tech%												F19	Wyoming*	8	0-0	0-0	0-0	0-0-0	0	1	2	0	1	0

^ = Starter / * = MW game / # = MW Championships / % NCAA Tournament

^ = Starter / * = MW game / # = MW Championships

BAIRSTOW'S CAREER STATISTICS

	GP-GS	Min	Avg	FG-FGA	Pct	3FG-FGA	Pct	FT-FTA	Pct	Off	Def	Tot	Avg	PF	FO	A	TO	Blk	Stl	Pts	Avg
2019-20 (Fr.)	32-0	373	11.7	33-74	.446	8-24	.333	15-21	.714	5	44	49	1.5	33	0	33	34	1	5	89	2.8
2020-21 (So.)	25-1	293	11.7	36-76	.474	10-26	.385	11-16	.688	3	25	28	1.1	17	0	19	22	3	9	93	3.7
Total	57-1	666	11.7	69-150	.460	18-50	.360	26-37	.703	8	69	77	1.4	50	0	52	56	4	14	182	3.2



DORIUS CAREER HIGHS

Points

- 12 Eastern Oregon (12/28/19)

FG Made

- 5 Eastern Oregon (12/28/19)

FG Attempts

- 8 St. Katherine (12/10/19)

3PT Made

- N/A

3PT Attempts

- N/A

FT Made

- 3 (2) at Fresno State (2/4/21)

FT Attempts

- 6 North Carolina A&T (11/15/19)

Rebounds

- 11 St. Katherine (12/10/19)

Assists

- 2 (2) at New Mexico (1/6/21)

Steals

- 3 San José State (12/21/20)

Blocks

- 2 (5) at Fresno State (2/4/21)

Minutes

- 24 St. Katherine (12/10/19)



TREVIN DORIUS

7-0 • 240 • JR • Center • Heber City, Utah (Wasatch HS)

HONORS

Academic All-Mountain West (2020, 2021)... Mountain West Scholar-Athlete (2020, 2021)... Whitesides Scholar-Athlete (2019, 2020).

2020-21 SEASON (SO)

Appeared in 25 games, averaging 7.6 minutes per contest... Scored 51 points on the year, turning in a season-high nine points in two games and averaging 2.0 points per contest... Shot 53.7 percent (22-of-41) from the floor and 41.2 percent (7-of-17) at the free throw line... Pulled down five or more rebounds in six games, recording a season-high 10 against San José State (12/21)... Totaled 67 rebounds on the year, averaging 2.7 per game... Finished second on the team with 12 blocks... Also added 14 steals and seven assists during the year... Named a Mountain West Scholar Athlete and earned academic all-MW honors.

2019-20 SEASON (RS-FR)

Appeared in 25 games, including three starts... Averaged 8.6 minutes per game... Scored in double figures in two games, including a season-high 12 points against Eastern Oregon (12/28)... Totaled 68 points on the year to average 2.7 points per game... Shot 51.9 percent (28-of-54) from the floor and 38.7 percent (12-of-31) at the free throw line... Recorded a season-high 11 rebounds against Saint Katherine (12/10) and recorded his first career double-double during the game with 10 points... Totaled 64 rebounds on the year and averaged 2.6 per game... Also totaled nine blocks, five assists and four steals during the year... Named a Joe E. & Elma Whitesides Scholar Athlete... Named a Mountain West Scholar Athlete and earned academic all-Mountain West.

2016-17 SEASON (FR)

Spent his first season at USU as a redshirt... Joe E. & Elma Whitesides Scholar Athlete recipient.

HIGH SCHOOL

Two-year letterwinner in basketball at Wasatch High School in Heber, Utah... Named all-region as a senior when he averaged close to 10 points and eight rebounds per game... Played AAU with UBC for two years.

PERSONAL

One of five children of Jeff and Jen Dorius... Father played basketball at Snow College... Mother was a swimmer at BYU... Served a two-year LDS Church Mission in Scottsdale, Ariz. (2017-2019)... Majoring in business management.





QUICK FACTS

OUTLOOK

AGGIE BIOS

COACHES

OPPONENTS

SEASON REVIEW

RECORDS

UNIVERSITY

DORIUS 2020-21 GAME-BY-GAME STATS - SO

Date	Opponent	MIN	FG	3FG	FT	O-D-T	PF	A	TO	B	S	TP
N25	vs VCU	5	0-0	0-0	0-0	0-1-1	0	1	0	0	0	0
N26	vs S. Dakota St.	8	0-2	0-0	0-0	0-1-1	1	0	1	0	0	0
N27	vs Northern Iowa	3	0-0	0-0	1-2	0-1-1	2	0	1	1	0	1
D05	BYU	1	0-0	0-0	0-0	0-0-0	1	0	1	0	0	0
D08	College of Idaho	16	4-5	0-0	1-2	1-3-4	0	0	0	2	0	9
D18	Northern Colorado	11	1-2	0-0	0-0	2-3-5	2	0	1	0	1	2
D21	San José State*	13	4-7	0-0	0-2	5-5-10	2	0	0	0	3	8
D23	San José State*	13	1-2	0-0	0-0	1-4-5	3	0	1	2	1	2
D31	at Air Force*	12	2-2	0-0	0-0	1-1-2	4	0	3	0	1	4
J02	at Air Force*	5	0-1	0-0	0-0	3-1-4	2	0	1	0	0	0
J06	at New Mexico*	10	2-3	0-0	0-0	2-4-6	1	2	0	1	1	4
J08	at New Mexico*	10	3-4	0-0	0-2	2-3-5	1	1	2	1	1	6
J14	San Diego State*	7	0-0	0-0	0-0	0-0-0	3	1	0	0	1	0
J16	San Diego State*	4	0-0	0-0	0-0	0-0-0	0	1	1	0	0	0
J19	Colorado State*	4	0-1	0-0	1-2	2-2-4	1	0	0	0	1	1
J21	Colorado State*	9	1-1	0-0	1-2	3-1-4	2	0	0	0	0	3
J25	at UNLV*	5	0-0	0-0	0-0	0-1-1	1	0	0	1	1	0
J27	at UNLV*	7	0-1	0-0	0-0	1-2-3	0	0	1	0	0	0
F04	at Fresno State*	17	3-3	0-0	3-5	3-2-5	3	1	1	2	2	9
F17	at Boise State*	8	0-1	0-0	0-0	1-0-1	1	0	0	0	0	0
F19	at Boise State*	7	0-1	0-0	0-0	0-1-1	3	0	1	1	1	0
F26	Nevada*	4	0-1	0-0	0-0	0-1-1	0	0	0	0	0	0
F28	Nevada*	4	1-1	0-0	0-0	0-1-1	0	0	2	0	0	2
M04	Wyoming*	DNP-C										
M06	at Fresno State*	2	0-1	0-0	0-0	0-0-0	0	0	0	0	0	0
M11	vs UNLV#	4	0-2	0-0	0-0	0-2-2	1	0	0	1	0	0
M12	vs Colorado St.#	DNP-C										
M13	vs San Diego St.#	DNP-C										
M19	vs Texas Tech%	DNP-C										

^ = Starter / * = MW game / # = MW Championships / % NCAA Tournament

DORIUS 2019-20 GAME-BY-GAME STATS - RS-FR

Date	Opponent	MIN	FG	3FG	FT	O-D-T	PF	A	TO	B	S	TP
N05	Montana State	5	1-2	0-0	0-3	0-2-2	2	0	0	0	0	2
N08	Weber State	17	3-5	0-0	0-0	0-1-1	4	1	1	0	0	6
N12	Denver	16	1-3	0-0	0-1	2-1-3	3	0	1	1	0	2
N15	N. Carolina A&T	8	2-3	0-0	3-6	3-3-6	2	0	2	1	0	7
N18	UTSA	4	1-3	0-0	0-0	1-1-2	0	0	0	0	0	2
N22	vs LSU						DNP-C					
N24	vs North Texas						DNP-C					
N29	at Saint Mary's	20	1-2	0-0	2-4	0-4-4	2	0	0	0	0	4
D04	at San José State*	^13	2-4	0-0	0-0	0-2-2	2	0	0	1	0	4
D07	Fresno State*	3	0-1	0-0	0-0	0-1-1	0	0	0	0	0	0
D10	Saint Katherine	24	4-8	0-0	2-5	5-6-11	1	2	1	0	0	10
D14	vs BYU	4	0-0	0-0	0-0	0-0-0	0	0	1	0	0	0
D18	vs South Florida						DNP-C					
D21	vs Florida	11	1-2	0-0	1-2	0-2-2	2	0	1	2	0	3
D28	Eastern Oregon	^16	5-7	0-0	2-5	3-5-8	2	0	1	2	1	12
J01	at UNLV*	^12	2-2	0-0	1-2	2-1-3	2	0	1	0	1	5
J04	San Diego State*	6	0-1	0-0	0-0	1-0-1	0	0	0	1	0	0
J07	at Air Force*	9	1-3	0-0	0-1	2-2-4	1	0	0	1	0	2
J11	Nevada*	8	0-1	0-0	1-2	1-1-2	0	1	0	0	0	1
J18	at Boise State*	4	0-1	0-0	0-0	1-0-1	3	0	1	0	0	0
J21	Air Force*	12	2-4	0-0	0-0	3-5-8	4	0	1	0	1	4
J25	Colorado State*	7	0-0	0-0	0-0	0-1-1	1	1	0	0	1	0
J28	at Wyoming*	2	0-0	0-0	0-0	0-0-0	0	0	0	0	0	0
F01	at San Diego State*	3	0-0	0-0	0-0	0-0-0	2	0	0	0	0	0
F05	UNLV*	2	0-0	0-0	0-0	0-0-0	0	0	0	0	0	0
F08	Boise State*	3	0-0	0-0	0-0	0-0-0	0	0	0	0	0	0
F11	at Colorado State*	3	0-0	0-0	0-0	0-0-0	0	0	1	0	0	0
F15	at Fresno State*						DNP-C					
F19	Wyoming*						DNP-C					
F25	San José State*	4	2-2	0-0	0-0	2-0-2	0	0	1	0	0	4
F29	at New Mexico*						DNP-C					
M05	vs New Mexico#						DNP-C					
M06	vs Wyoming#						DNP-C					
M07	vs San Diego St.#						DNP-C					

^ = Starter / * = MW game / # = MW Championships

DORIUS' CAREER STATISTICS

	GP-GS	Min	Avg	FG-FGA	Pct	3FG-FGA	Pct	FT-FTA	Pct	Off	Def	Tot	Avg	PF	FO	A	TO	Blk	Stl	Pts	Avg
2019-20 (Fr.)	25-3	216	8.6	28-54	.519	0-0	.000	12-31	.387	26	38	64	2.6	33	0	5	13	9	4	68	2.7
2020-21 (So.)	25-0	189	7.6	22-41	.537	0-0	.000	7-17	.412	27	40	67	2.7	34	0	7	17	12	14	51	2.0
Total	50-3	405	8.1	50-95	.526	0-0	.000	19-48	.396	53	78	131	2.6	67	0	12	30	21	18	119	2.4

QUICK FACTS

OUTLOOK

AGGIE BIOS

COACHES

OPPONENTS

SEASON REVIEW

RECORDS

UNIVERSITY



ASHWORTH CAREER HIGHS

Points

- 17 San Diego State (1/16/21)

FG Made

- 5 Wyoming (3/4/21)

FG Attempts

- 14 Colorado State (1/21/21)

3PT Made

- 3 (2) Wyoming (3/4/21)

3PT Attempts

- 9 Colorado State (1/21/21)

FT Made

- 8 San Diego State (1/16/21)

FT Attempts

- 9 College of Idaho (12/8/20)

Rebounds

- 5 Colorado State (1/19/21)

Assists

- 7 College of Idaho (12/8/20)

Steals

- 2 (4) at Fresno State (3/6/21)

Blocks

- 1 San Diego State (1/16/21)

Minutes

- 37 at Boise State (2/19/21)



STEVEN ASHWORTH

6-1 • 170 • SO • Guard • Alpine, Utah (Lone Peak HS)

HONORS

Academic All-Mountain West (2021)... Mountain West Scholar-Athlete (2021).

2020-21 SEASON (FR)

Appeared in all 29 games for the Aggies during the year, starting in both games at Boise State (2/17-2/19)... Scored in double figures in eight games during the year, turning in a season-high 17 points against San Diego State (1/16)... Totaled 177 points during the season, averaging 6.1 points per game... Shot 35.7 percent (51-of-143) from the floor, 36.5 percent (31-of-85) from behind the 3-point line and 89.8 percent (44-of-49) at the free throw line... Finished fourth on the team with 76 assists, logging a season-high seven dimes against the College of Idaho (12/8)... Totaled 55 rebounds during the season, pulling down a season-high five boards against Colorado State (1/19)... Also finished with 16 steals, recording multiple thefts in four games during the season... Named academic all-Mountain West and a MW Scholar-Athlete.

HIGH SCHOOL

Three-year starter at Lone Peak High School (Alpine, Utah)... Led the Knights to the Utah 6A state title after averaging 16.4 points, 7.4 assists, 4.1 rebounds and 3.1 steals per game as a senior... Scored a team-best 29 points in the opening round of the GEICO High School Nationals, recording all of his points in the second half... Named to the GEICO National all-tournament team and the Utah Valley Boys Basketball Player of the Year, Utah 6A MVP and first-team all-state during his final year at Lone Peak HS... Finished second in the state in assists per game... Led Lone Peak HS to a runner-up finish at state as a junior after averaging 13.9 points, 6.9 assists, 5.5 rebounds and 2.5 steals per game.

PERSONAL

One of five sons of Danny and Denise Ashworth... Served a two-year mission for The Church of Jesus Christ of Latter-day Saints in Indianapolis, Indiana... Earned academic all-state honors as a senior... Named Knight of the Year after graduating from Lone Peak HS with a 4.0 GPA... Earned his Eagle Scout award... Majoring in business marketing.





QUICK FACTS

OUTLOOK

AGGIE BIOS

COACHES

OPPONENTS

SEASON REVIEW

RECORDS

UNIVERSITY

ASHWORTH 2020-21 GAME-BY-GAME STATS - FR

Date	Opponent	MIN	FG	3FG	FT	O-D-T	PF	A	TO	B	S	TP
N25	vs VCU	20	2-4	1-2	0-0	1-3-4	2	0	2	0	0	5
N26	vs S. Dakota St.	19	2-7	2-6	2-2	0-1-1	2	0	1	0	2	8
N27	vs Northern Iowa	6	0-0	0-0	0-0	0-1-1	1	1	0	0	0	0
D05	BYU	8	1-1	1-1	0-0	0-1-1	1	0	2	0	0	3
D08	College of Idaho	32	4-7	1-3	6-9	1-2-3	4	7	2	0	2	15
D18	Northern Colorado	10	0-1	0-0	2-2	1-1-2	0	0	0	0	0	2
D21	San José State*	15	3-6	2-5	2-2	0-3-3	3	4	1	0	0	10
D23	San José State*	21	1-4	1-2	5-6	0-1-1	1	4	2	0	2	8
D31	at Air Force*	20	4-6	2-4	0-0	0-0-0	1	2	0	0	1	10
J02	at Air Force*	17	2-4	1-3	0-0	0-1-1	3	0	1	0	1	5
J06	at New Mexico*	20	0-6	0-3	4-4	0-3-3	0	2	0	0	1	4
J08	at New Mexico*	24	3-7	2-4	2-2	0-0-0	1	5	2	0	1	10
J14	San Diego State*	16	2-7	1-3	0-0	0-2-2	0	3	1	0	1	5
J16	San Diego State*	23	3-8	3-6	8-8	0-2-2	3	1	0	1	0	17
J19	Colorado State*	24	1-5	1-3	2-2	0-5-5	2	4	0	0	1	5
J21	Colorado State*	28	3-14	1-9	3-3	0-2-2	4	5	4	0	0	10
J25	at UNLV*	20	0-3	0-1	0-0	1-3-4	1	1	5	0	0	0
J27	at UNLV*	5	1-2	1-1	0-0	2-0-2	2	1	0	0	0	3
F04	at Fresno State*	26	4-6	2-4	0-0	1-0-1	1	4	3	0	1	10
F17	at Boise State*	^33	1-5	1-3	0-0	0-3-3	3	6	2	0	0	3
F19	at Boise State*	^37	3-8	1-4	0-0	0-2-2	2	5	1	0	0	7
F26	Nevada*	15	2-4	2-3	3-4	0-0-0	1	2	1	0	0	9
F28	Nevada*	20	2-4	0-1	5-5	0-1-1	1	4	0	0	0	9
M04	Wyoming*	29	5-10	3-4	0-0	0-3-3	4	3	4	0	1	13
M06	at Fresno State*	17	2-4	2-3	0-0	0-1-1	3	3	2	0	2	6
M11	vs UNLV#	12	0-4	0-3	0-0	0-2-2	0	3	0	0	0	0
M12	vs Colorado State#	11	0-3	0-3	0-0	0-2-2	1	4	0	0	0	0
M13	vs San Diego State#	7	0-1	0-0	0-0	0-0-0	0	0	1	0	0	0
M19	vs Texas Tech%	16	0-2	0-1	0-0	0-3-3	2	1	2	0	0	0

^ = Starter / * = MW game / # = MW Championships / % NCAA Tournament



ASHWORTH'S CAREER STATISTICS

	GP-GS	Min	Avg	FG-FGA	Pct	3FG-FGA	Pct	FT-FTA	Pct	Off	Def	Tot	Avg	PF	FO	A	TO	Blk	Stl	Pts	Avg
2020-21 (Fr.)	29-2	551	19.0	51-143	.357	31-85	.365	44-49	.898	7	48	55	1.9	49	0	76	38	1	16	177	6.1
Total	29-2	551	19.0	51-143	.357	31-85	.365	44-49	.898	7	48	55	1.9	49	0	76	38	1	16	177	6.1

QUICK FACTS

OUTLOOK

AGGIE BIOS

COACHES

OPPONENTS

SEASON REVIEW

RECORDS

UNIVERSITY



SHULGA CAREER HIGHS

Points

- 8 Wyoming (3/4/21)

FG Made

- 3 (2) Wyoming (3/4/21)

FG Attempts

- 7 Wyoming (3/4/21)

3PT Made

- 2 (2) Wyoming (3/4/21)

3PT Attempts

- 6 Wyoming (3/4/21)

FT Made

- 2 (2) at New Mexico (1/8/21)

FT Attempts

- 2 (3) Nevada (2/26/21)

Rebounds

- 8 Nevada (2/28/21)

Assists

- 2 (2) Nevada (2/28/21)

Steals

- 4 Nevada (2/28/21)

Blocks

- N/A

Minutes

- 24 Nevada (2/28/21)

MAX SHULGA

6-4 • 200 • SO • Guard • Kiev, Ukraine (Basketball School of Excellence (Torrelodones, Spain))

2020-21 SEASON (FR)

Appeared in 23 games, averaging 6.8 minutes per game... Made his Aggie debut in the season opener against VCU, recording two rebounds in four minutes of action... Totaled 37 points on the year, scoring a season-high eight points against Wyoming (3/4)... Shot 34.2 percent (13-of-38) from the floor, 30.0 percent (6-of-20) from behind the 3-point line and 83.3 percent (5-of-6) at the free throw line... Recorded 42 rebounds, pulling down five or more boards in two games... Logged a season-high eight rebounds against Nevada (2/28)... Also finished the year with nine steals and eight assists.

BEFORE UTAH STATE

Anticipated to play with the Ukrainian U20 and U18 teams during the summer of 2020 before the European Championships were canceled because of the COVID-19 pandemic... Appeared on the Ukrainian national team in the U18 FIBA European Championships, during the summer of 2019, scoring in double figures in all but two games during the tournament... Scored a tournament-best 22 points against Bosnia and Herzegovina... Scored 20 points against North Macedonia, scoring 21 points and adding 16 rebounds for his first of two double-doubles... Logged 18 points and 10 rebounds in a game against Georgia and finished the tournament averaging 13.3 points, 7.3 rebounds, 2.6 assists and 2.0 steals per game... Proved to be the top shooter in the tournament, connecting on 61.9 percent from the floor, including 65.2 percent from inside the 3-point line and 52.9 percent from beyond the arc... Attended high school at the Basketball School of Excellence in Torrelodones, Spain, where he led the league in scoring, averaging 16 points per game, and also led the league in free throw attempts, averaging 3.8 per contest.

PERSONAL

Oldest of two children of Boris Shulga and Olga Sosnovska... Majoring in agribusiness... Speaks four languages, including Ukrainian, Russian, Spanish and English.





SHULGA 2020-21 GAME-BY-GAME STATS - FR

Date	Opponent	MIN	FG	3FG	FT	O-D-T	PF	A	TO	B	S	TP
N25	vs VCU	4	0-2	0-2	0-0	1-1-2	1	0	0	0	0	0
N26	vs S. Dakota St.	14	0-1	0-0	2-2	0-5-5	0	1	2	0	0	2
N27	vs Northern Iowa	8	1-1	1-1	0-0	0-3-3	0	0	0	0	0	3
D05	BYU	DNP										
D08	College of Idaho	DNP										
D18	Northern Colorado	4	0-0	0-0	0-0	0-1-1	0	0	0	0	0	0
D21	San José State*	13	2-6	2-4	0-0	0-3-3	2	1	3	0	0	6
D23	San José State*	6	0-2	0-1	0-0	0-2-2	0	0	0	0	1	0
D31	at Air Force*	8	1-4	0-1	0-0	1-2-3	0	0	0	0	1	2
J02	at Air Force*	DNP-C										
J06	at New Mexico*	4	0-1	0-1	0-0	1-0-1	1	0	1	0	0	0
J08	at New Mexico*	3	0-0	0-0	2-2	0-1-1	0	1	1	0	0	2
J14	San Diego State*	DNP-C										
J16	San Diego State*	DNP-C										
J19	Colorado State*	1	0-0	0-0	0-0	0-0-0	2	0	1	0	0	0
J21	Colorado State*	DNP-C										
J25	at UNLV*	1	0-0	0-0	0-0	0-0-0	0	0	0	0	0	0
J27	at UNLV*	1	0-0	0-0	0-0	0-0-0	0	0	0	0	0	0
F04	at Fresno State*	1	0-0	0-0	0-0	0-0-0	0	0	1	0	0	0
F17	at Boise State*	1	0-0	0-0	0-0	0-0-0	0	0	0	0	0	0
F19	at Boise State*	9	1-3	0-1	0-0	0-2-2	0	0	0	0	1	2
F26	Nevada*	18	3-4	0-0	1-2	2-2-4	1	2	2	0	0	7
F28	Nevada*	24	2-5	1-3	0-0	1-7-8	2	2	2	0	4	5
M04	Wyoming*	10	3-7	2-6	0-0	2-1-3	0	0	2	0	1	8
M06	at Fresno State*	14	0-2	0-0	0-0	0-1-1	0	1	0	0	1	0
M11	vs UNLV#	7	0-0	0-0	0-0	0-1-1	2	0	1	0	0	0
M12	vs Colorado State#	3	0-0	0-0	0-0	0-0-0	1	0	0	0	0	0
M13	vs San Diego State#	3	0-0	0-0	0-0	1-1-2	0	0	0	0	0	0
M19	vs Texas Tech%	1	0-0	0-0	0-0	0-0-0	1	0	0	0	0	0

^ = Starter / * = MW game / # = MW Championships / % NCAA Tournament



SHULGA'S CAREER STATISTICS

	GP-GS	Min	Avg	FG-FGA	Pct	3FG-FGA	Pct	FT-FTA	Pct	Off	Def	Tot	Avg	PF	FO	A	TO	Blk	Stl	Pts	Avg
2020-21 (Fr.)	23-0	156	6.8	13-38	.342	6-20	.300	5-6	.833	9	33	42	1.8	13	0	8	16	0	9	37	1.6
Total	23-0	156	6.8	13-38	.342	6-20	.300	5-6	.833	9	33	42	1.8	13	0	8	16	0	9	37	1.6

QUICK FACTS

OUTLOOK

AGGIE BIOS

COACHES

OPPONENTS

SEASON REVIEW

RECORDS

UNIVERSITY



WICKIZER CAREER HIGHS

Points

• N/A

FG Made

• N/A

FG Attempts

• N/A

3PT Made

• N/A

3PT Attempts

• N/A

FT Made

• N/A

FT Attempts

• 1 at New Mexico (1/6/21)

Rebounds

• 1 (4) last Nevada (2/28/21)

Assists

• N/A

Steals

• N/A

Blocks

• N/A

Minutes

• 2 (2) last San José State (12/21/20)

MATTHEW WICKIZER

6-9 • 210 • SO • Forward • North Salt Lake City, Utah (Kearns HS)

HONORS

Academic All-Mountain West (2021)... Mountain West Scholar Athlete (2021).

2020-21 SEASON (FR)

Appeared in nine games during the year, averaging 1.2 minutes per game... Recorded one rebound in four games during the year... Named academic all-Mountain West and a MW Scholar-Athlete.

HIGH SCHOOL

Played his senior year at Kearns High School (Utah), leading the Cougars to an overall mark of 20-4 and a Region 2 title during the 2017-18 season... Helped the team to wins in 13 of their final 15, scoring in double figures in each of the final four games... Scored in double figures in eight contests during the season, including a season-high 20 points on Feb. 13, 2018, against Hillcrest... Pulled down five or more rebounds in 14 games and logged 10 or more rebounds in two games as he finished with double-double performances of 15 points and 11 rebounds against Cyprus (Jan. 3, 2018) and 18 points and 10 rebounds against Granger (Feb. 15, 2018)... Earned second-team all-Region 2 honors by the *Deseret News*.

PERSONAL

One of four children of Nathan and Heather Wickizer... Served a two-year mission for the The Church of Jesus Christ of Latter-day Saints in Milan, Italy... Named academic all-state and graduated with high honors at Kearns HS... Father, Nathan, played at basketball at USU from 1992-95, leading the Aggies in blocks for three seasons and still ranks second in career blocks with 148... Majoring in business administration.





QUICK FACTS

OUTLOOK

AGGIE BIOS

COACHES

OPPONENTS

SEASON REVIEW

RECORDS

UNIVERSITY

WICKIZER 2020-21 GAME-BY-GAME STATS - FR

Date	Opponent	MIN	FG	3FG	FT	O-D-T	PF	A	TO	B	S	TP
N25	vs VCU	DNP-C										
N26	vs S. Dakota St.	1	0-0	0-0	0-0	0-0-0	0	0	0	0	0	0
N27	vs Northern Iowa	DNP-C										
D05	BYU	DNP-C										
D08	College of Idaho	2	0-0	0-0	0-0	0-0-0	1	0	1	0	0	0
D18	Northern Colorado	DNP-C										
D21	San José State*	2	0-0	0-0	0-0	0-1-1	1	0	0	0	0	0
D23	San José State*	1	0-0	0-0	0-0	0-1-1	0	0	0	0	0	0
D31	at Air Force*	1	0-0	0-0	0-0	0-0-0	1	0	1	0	0	0
J02	at Air Force*	DNP-C										
J06	at New Mexico*	1	0-0	0-0	0-1	0-1-1	0	0	0	0	0	0
J08	at New Mexico*	DNP-C										
J14	San Diego State*	DNP-C										
J16	San Diego State*	DNP-C										
J19	Colorado State*	1	0-0	0-0	0-0	0-0-0	0	0	0	0	0	0
J21	Colorado State*	DNP-C										
J25	at UNLV*	DNP-C										
J27	at UNLV*	DNP-C										
F04	at Fresno State*	1	0-0	0-0	0-0	0-0-0	0	0	0	0	0	0
F17	at Boise State*	DNP-C										
F19	at Boise State*	DNP-C										
F26	Nevada*	DNP-C										
F28	Nevada*	1	0-0	0-0	0-0	0-1-1	0	0	0	0	0	0
M04	Wyoming*	DNP-C										
M06	at Fresno State*	DNP-C										
M11	vs UNLV#	DNP-C										
M12	vs Colorado State#	DNP-C										
M13	vs San Diego State#	DNP-C										
M19	vs Texas Tech%	DNP-C										

^ = Starter / * = MW game / # = MW Championships / % NCAA Tournament



WICKIZER'S CAREER STATISTICS

	GP-GS	Min	Avg	FG-FGA	Pct	3FG-FGA	Pct	FT-FTA	Pct	Off	Def	Tot	Avg	PF	FO	A	TO	Blk	Stl	Pts	Avg
2020-21 (Fr.)	9-0	11	1.2	0-0	.000	0-0	.000	0-1	.000	0	4	4	0.4	3	0	0	2	0	0	0	0.0
Total	9-0	11	1.2	0-0	.000	0-0	.000	0-1	.000	0	4	4	0.4	3	0	0	2	0	0	0	0.0

SZYMON ZAPALA

6-11 • 240 • SO • Center • Zaborze, Poland (SMS PZkosz Wladyslawowo)

HONORS

Academic All-Mountain West (2021)... Mountain West Scholar Athlete (2021).

2020-21 SEASON (FR)

Appeared in 13 games during the year... Made his Aggie debut in the season opener against VCU, scoring two points in one minute of action... Totaled 14 points on the year, including a season-high four points against San José State (12/23)... Shot 33.3 percent (4-of-12) from the floor and 50.0 percent (6-of-12) at the free throw line... Pulled down 16 rebounds on the year, including 12 on the offensive glass... Logged a season-high six rebounds against San José State (12/21)... Also finished the year with two assists, two blocks and one steal... Named academic all-Mountain West and a MW Scholar-Athlete.

BEFORE UTAH STATE

Played for the Polish national team at the 2019 U18 FIBA European Championships, averaging 7.5 points, 5.1 rebounds and 1.0 blocks per game as his team finished second... Scored in double figures in two games during the championships, logging a tournament-high 16 points against Estonia on 7-of-10 shooting from the floor.. Added 10 points in the semifinals against the Czech Republic, finishing the tournament shooting 61.0 percent (25-of-41) from the floor... Nationally, played for Trefl Sopot in the U20 Polish Cup, helping his side to the championships and earning MVP honors... At the high school level, averaged 17.9 points, 13.5 rebounds, 2.4 blocks and 2.1 assists per game for SMS PZkosz Wladyslawowo... Averaged 4.2 offensive rebounds per game, while shooting 58.6 percent from the floor and 47.1 percent from behind the 3-point line.

PERSONAL

Son of Ryszard and Jolanta Zapala... Undecided on a major course of study.



QUICK FACTS

OUTLOOK

AGGIE BIOS

COACHES

OPPONENTS

SEASON REVIEW

RECORDS

UNIVERSITY



ZAPALA CAREER HIGHS

Points

- 4 San José State (12/23/230)

FG Made

- 1 (4) last San José State (12/23/20)

FG Attempts

- 3 (2) last San José State (12/23/20)

3PT Made

- N/A

3PT Attempts

- N/A

FT Made

- 2 (2) last San José State (12/23/20)

FT Attempts

- 4 Northern Colorado (12/18/20)

Rebounds

- 6 San José State (12/21/20)

Assists

- 1 (2) last College of Idaho (12/8/20)

Steals

- 1 vs South Dakota State (11/26/20)

Blocks

- 1 (2) last San José State (12/23/20)

Minutes

- 9 San José State (12/21/20)





ZAPALA 2020-21 GAME-BY-GAME STATS - FR

Date	Opponent	MIN	FG	3FG	FT	O-D-T	PF	A	TO	B	S	TP
N25	vs VCU	1	1-1	0-0	0-0	0-0-0	0	0	0	0	0	2
N26	vs S. Dakota St.	7	0-1	0-0	0-1	1-0-1	0	1	3	0	1	0
N27	vs Northern Iowa	DNP-C										
D05	BYU	DNP-C										
D08	College of Idaho	7	0-1	0-0	2-2	0-1-1	2	1	1	1	0	2
D18	Northern Colorado	5	1-1	0-0	1-4	1-0-1	0	0	0	0	0	3
D21	San José State*	9	1-3	0-0	1-2	4-2-6	5	0	0	0	0	3
D23	San José State*	7	1-3	0-0	2-3	4-1-5	3	0	5	1	0	4
D31	at Air Force*	4	0-1	0-0	0-0	2-0-2	2	0	0	0	0	0
J02	at Air Force*	1	0-0	0-0	0-0	0-0-0	0	0	1	0	0	0
J06	at New Mexico*	1	0-0	0-0	0-0	0-0-0	0	0	0	0	0	0
J08	at New Mexico*	3	0-1	0-0	0-0	0-0-0	0	0	0	0	0	0
J14	San Diego State*	DNP-C										
J16	San Diego State*	DNP-C										
J19	Colorado State*	1	0-0	0-0	0-0	0-0-0	0	0	0	0	0	0
J21	Colorado State*	DNP-C										
J25	at UNLV*	DNP-C										
J27	at UNLV*	DNP-C										
F04	at Fresno State*	1	0-0	0-0	0-0	0-0-0	0	0	0	0	0	0
F17	at Boise State*	DNP-C										
F19	at Boise State*	DNP-C										
F26	Nevada*	DNP-C										
F28	Nevada*	2	0-0	0-0	0-0	0-0-0	0	0	1	0	0	0
M04	Wyoming*	DNP-C										
M06	at Fresno State*	DNP-C										
M11	vs UNLV#	DNP-C										
M12	vs Colorado State#	DNP-C										
M13	vs San Diego State#	DNP-C										
M19	vs Texas Tech%	DNP-C										

^ = Starter / * = MW game / # = MW Championships / % NCAA Tournament



ZAPALA'S CAREER STATISTICS

	GP-GS	Min	Avg	FG-FGA	Pct	3FG-FGA	Pct	FT-FTA	Pct	Off	Def	Tot	Avg	PF	FO	A	TO	Blk	Stl	Pts	Avg
2020-21 (Fr.)	13-0	49	3.8	4-12	.333	0-0	.000	6-12	.500	12	4	16	1.2	12	1	2	11	2	1	14	1.1
Total	13-0	49	3.8	4-12	.333	0-0	.000	6-12	.500	12	4	16	1.2	12	1	2	11	2	1	14	1.1

QUICK FACTS

OUTLOOK

AGGIE BIOS

COACHES

OPPONENTS

SEASON REVIEW

RECORDS

UNIVERSITY



5

RJ EYTLE-ROCK

6-4 • 225 • SR • Guard • London, England (Barking Abbey / UMBC)

BEFORE UTAH STATE

Appeared in 73 games with 64 starts in three years at UMBC... Led the Retrievers in scoring during the 2020-21 season, turning in 14.3 points per game and shooting 47.4 percent (92-of-194) from the floor and 40.0 percent (22-of-55) from behind the arc... Also led UMBC at the charity stripe, attempting more (101) and making more (80) shots from the free throw line than any other member of the team... Paced UMBC with 51 assists, averaging 2.5 per game, while also averaging close to five rebounds per game (4.9)... Finished second on the team in scoring during the 2019-20 season, averaging 11.2 points per game, while also averaging 4.4 rebounds and 3.3 assists per game... Named to the America East all-rookie team as a freshman after appearing in 31 games with 24 starts, recording 5.1 points, 2.7 rebounds and 1.8 assists per game... Scored in double figures in 35 games over the course of his career, turning in a career-high of 31... Recorded a career-high 10 rebounds in his only double-double of his career, adding 10 points... Also logged career highs of seven assists (3x), four steals and one block (11x).

PREP/INTERNATIONAL

Earned EABL First Team honors in 2016-17, when he averaged 10.4 points and 4.3 assists per game at Barking Abbey... Led Barking Abbey to an EABL title, capping an undefeated season... Ranked as the top prospect at the inaugural 2016 DENG TOP 50 camp, hosted by former NBA forward Luol Deng in London... Represented Great Britain at the U20 FIBA European Championships, Division B, leading his side to a third-place finish and averaging 8.7 points, 3.0 assists and 2.7 rebounds per game... Scored in double figures in each of the final three games of the tournament, including a tournament-best 14 points against Russia in the third-place game.

PERSONAL

One of two children of Ruth Eytile and Rodney Rock... Majoring in sociology.



4

BRANDON HORVATH

6-10 • 210 • SR • Forward • West River, Maryland (Southern HS / UMBC)

BEFORE UTAH STATE

Appeared in 113 games, including 54 starts over the course of four years at UMBC... Finished second on the team during the 2020-21 season with 13.1 points per game and led the Retrievers on the glass with 8.7 rebounds per contest... Named second-team all-District 1 by the National Association of Basketball Coaches (NABC) and to the first team of the America East Conference... Turned in 11.0 points per game during his junior campaign and totaled 986 points over the course of his career at UMBC... Shot 45.9 percent (344-of-749) from the floor and connected on 31.9 percent (95-of-298) from beyond the 3-point line during his time with the Retrievers... Scored in double figures in 44 games over the course of his career, turning in a career high of 27... Recorded a double-double 11 times, pulling down a career-high 19 rebounds... Also logged ca-

reer highs of six assists, three blocks and three steals (5x).

HIGH SCHOOL

Prepped at Southern High School in Harward, Maryland... Earned first-team Maryland Basketball Coaches Association, all-state, Capital Gazette first team and Washington Post honorable mention all-metro honors following his senior year... Named to the second team by the Capital Gazette following his junior year... Also competed in track & field at Southern HS... Member of the honor roll every year of high school.

PERSONAL

One of three children of Colleen and Brian Horvath... Graduated from UMBC with a degree in economics... Pursuing a master's degree in applied business at Utah State.



15

RYLAN JONES

6-0 • 178 • JR • Guard • Holladay, Utah (Olympus HS / Utah)

BEFORE UTAH STATE

Appeared in 45 games with 43 starts at the University of Utah over the course of two years... Averaged 7.6 points, 4.3 assists and 2.5 rebounds per game, while shooting 38.9 percent (103-of-265) from the floor, 36.5 percent (61-of-167) from behind the arc and 83.3 percent (75-of-90) at the free throw line... An immediate impact player for the Utes as a freshman, becoming the fourth player in school history to record a triple-double after finishing with 10 points, 10 rebounds and 11 assists against Mississippi Valley State... One of just five freshmen in the country in 2019-20 to average more than 9.5 points, 4.0 assists, 2.5 rebounds and 1.0 steals per game... Recorded career highs of 25 points, 10 rebounds, 11 assists, five steals (twice) and one block (twice).

HIGH SCHOOL

Prepped at Logan (Utah) High School as a freshman before finishing his high school career at Olympus High School, in Holladay, Utah, leading the Titans to a 5A state title during the 2017-18 season... Named the state of Utah's Mr. Basketball that season along with earning Utah's Gatorade Player of the Year... Just the third player to be named Utah's Mr. Basketball for the second consecutive year after setting a Utah high school record with 266 assists as a senior... Ranked as a four-star recruit and one of the top 25 point guards in the nation by multiple outlets.

PERSONAL

One of two children of Chris and Emily Jones... father was a member of the Utah State coaching staff from 2009-16... Majoring in finance.



CONNER GILLIS

6-2 • 150 • SO • Guard • Charlotte, North Carolina (Gaston Christian HS)

BEFORE UTAH STATE

Enrolled at East Carolina University in 2020-21 after playing at Gaston Christian High School (Gastonia, North Carolina)... Averaged 12.0 points per game for the Eagles, along with 2.8 assists and 2.0 rebounds per game.

PERSONAL

One of three children of Jamie and Erin Gillis... Majoring in business management.



CONNOR ODOM

5-11 • 165 • SO • Guard • Annapolis, Maryland (Archbishop Spalding HS)

BEFORE UTAH STATE

Played one season at Flagler College in St. Augustine, Florida, during the 2020-21 season... Did not appear in any games with the Saints, but was an integral part of the scout team... Helped the Saints to a No. 4 national ranking at the end of the year... Also helped Flagler to the Final 4 of the NCAA Division II Tournament... Initially walked on at the University of Maryland before transferring to Flagler... Prepped at Archbishop Spalding High School in Severn,

Maryland, and Oak Hill Academy in Mouth of Wilson, Virginia... Helped Oak Hill to a No. 1 national ranking, as the team finished the year ranked No. 4.

PERSONAL

One of two children of Ryan and Lucia Odom... Father, Ryan, is the head men's basketball coach at Utah State... Majoring in psychology.



TRAVIS WAGSTAFF

6-7 • 215 • SO • Guard • Salt Lake City, Utah (Olympus HS/Snow College)

BEFORE UTAH STATE

Played one season at Snow College, appearing and starting in 22 games with the Badgers during the 2020-21 season... Finished second on the team in scoring, averaging 16.2 points per game while shooting 41.9 percent (129-of-308) from the floor, 34.2 percent (53-of-155) from behind the 3-point line and 80.4 percent (45-of-56) at the free throw line... Scored in double figures in 18 games during the year, including a season-high 35 points at Southern Nevada (3/16)... Turned in 20 or more points in seven games... Led the Badgers with 31.0 minutes per game... Finished third on the team with 4.9 rebounds per game and fourth in assists per game, averaging 2.9 per contest... Named NJCAA first-team academic All-American... Initially signed with Utah Valley, spending a redshirt year (2019-20) with the Wolverines.

HIGH SCHOOL

Prepped at Olympus High School, in Holladay, Utah, guiding the Titans to a state title as a junior and a runner-up finish as a senior... Also helped the team to four-straight region titles, earning back-to-back all-region honors as a junior and senior... Named honorable mention all-state as a junior before earning second-team all-state honors as a senior... Three-time member of the OHS Honor Roll.

PERSONAL

One of six children of Jim and Angie Wagstaff... Father played basketball at Utah Valley State College (now Utah Valley University)... Served a two-year mission for The Church of Jesus Christ of Latter-day Saints in Rome, Italy (2017-19)... Married his wife Emma in August, 2020.



0

LANDON BRENCHLEY

6-4 • 215 • FR • Guard • Providence, Utah (Ridgeline HS)


HIGH SCHOOL

Three-year varsity starter at Ridgeline HS in Cache Valley, Utah... Averaged 24.1 points, 8.3 rebounds, 4.9 assists and 2.4 steals per game as a senior en route to earning second-team all-state honors... Averaged 19.0 points, 4.9 rebounds, 3.6 assists and 2.2 steals per game to earn first-team all-region and honorable mention all-state honors as a junior... Helped the Riverhawks to both a Utah state title and region championship as a sophomore, earning third-team

all-region honors in the process... Earned four varsity letters in basketball at Ridgeline and two in tennis.

PERSONAL

One of six children of Jon and Tonya Brenchley... Older brother Jaxon is a member of the men's basketball team at the University of Utah... Served a two-year mission for The Church of Jesus Christ of Latter-day Saints in Toronto, Canada (Mandarin Speaking)... Majoring in finance.



24

ZEE HAMODA

6-7 • 175 • FR • Forward • Riffa, Bahrain (Bridgton Academy)

BEFORE UTAH STATE

Attended one year of prep school at Bridgton Academy (Bridgton, Maine) and was ranked as the top recruit coming out of the Pine Tree State... Accumulated most of his experience on the court during international competition, representing his home country of Bahrain in the 2018 FIBA U18 Asia Championships and in the 2020 FIBA Asia Cup Qualifiers... Helped Bahrain to a quarterfinals appearance in the 2018 FIBA U18 Asia Championships, averaging 9.4 points, 5.4 rebounds and 1.7 assists per game... Turned in a tournament-high 19 points against Japan and coupled the performance with 10 rebounds for one of his two double-doubles during the competition...

Recorded a double-double against Chinese Taipei, finishing with 14 points and 13 rebounds... Dominant during the 2018 FIBA Asian Championship Qualifiers, turning in 23.0 points, 13.0 rebounds, 4.4 steals, 3.6 assists and 2.6 blocks per game and shooting 69.0 percent (49-of-71) from the floor and 42.9 percent (9-of-21) from behind the arc... Turned in game highs of 29 points against Saudi Arabia and 16 rebounds against Kuwait

PERSONAL

One of three children of Sara and Ameer Hamoda... Major is undeclared.



10

CADE POTTER

6-8 • 230 • FR • Forward • Orange, California (Orange Lutheran HS)

HIGH SCHOOL

Four-year varsity member at Orange Lutheran High School in Orange, California... Played in the first five games of his senior season before graduating early... Averaged 10.8 points, 3.6 rebounds, 2.2 assists, 2.0 blocks and 1.0 steals per game over the course of those five games... Averaged 11.4 points, 6.5 rebounds, 1.8 blocks, 1.6 steals and 1.4 assists per game as a junior... Averaged 9.4 points, 6.0 rebounds, 1.5

blocks, 1.2 steals and 1.1 assists per game as a sophomore.

PERSONAL

One of five children of Jeff and Donna Potter... Served a mission for the Church of the Jesus Christ of Latter-day Saints in Bogota, Colombia and New York, returning in March, 2021... Married his wife Brooklynn in May, 2021... Majoring in business.



21

NORBERT THELISSSEN

6-7 • 220 • FR • Forward • 's-Hertogenbosch, Netherlands (Heroes Den Bosch)

BEFORE UTAH STATE

Represented The Netherlands at the Division B FIBA U20 European Championships in Portugal during the summer of 2019, averaging 11.1 points, 4.5 rebounds and 1.1 assists per game... Logged a double-double with 17 points and 10 rebounds against Armenia in the final game of the group stage and scored in double figures in four games, including a 20-point effort against Iceland on 7-of-12 shooting from the floor... Shot 58.9 percent (33-of-56) from the floor over the eight games, including 40.0 percent (10-of-25) from behind the 3-point line... Member of Heroes Den

Bosch in the Dutch professional leagues, playing in 19 games in both the 2018-19 and 2019-20 seasons.

PERSONAL

One of three children of Guillaume and Cora Thelissen... Majoring in health education and promotion, health science.



COACHES
COACHES



RYAN ODOM

Head Coach • 126-81 (Seven Seasons) • First Season at Utah State • Hampden-Sydney (1996)

Ryan Odom was named the head men's basketball coach at Utah State on April 5, 2021. In all, Odom is 126-81 (.609) in seven years as a head coach and has 25 years of collegiate coaching experience.

Odom comes to Utah State after spending the past five years as the head coach at the University of Maryland, Baltimore County (UMBC), leading the Retrievers to a 97-60 (.573) record, including a 50-29 mark in the America East Conference. In the 2018 NCAA Tournament, UMBC became the first-ever 16-seed to win a first round game as it posted a 74-54 win against top overall seed Virginia.

In his five years at UMBC, Odom coached three of the top four win-producing teams in school history and set a program record by winning 20 or more games in three consecutive seasons, including a school-record 25 victories during the 2017-18 campaign.

In 2020-21, Odom led UMBC to a 14-6 record, including a 10-4 league mark. Following the year, he was named the National Association of Basketball Coaches (NABC) District 1 Co-Coach of the Year. Odom also earned America East Conference Coach of the Year honors after leading the Retrievers to a share of the regular-season title and the No. 1 seed in the America East Playoffs.

The 2018-19 Retrievers advanced to the championship game of the America East Tournament after posting a 21-13 record, including an 11-5 conference mark, for its third-straight 20-win season.

In his second year at UMBC, Odom and the Retrievers posted a 25-11 record, including a 12-4 league mark, to finish second in the America East and set a school record for wins. UMBC also won an America East Conference title at prohibitive favorite Vermont and followed that up by engineering the first victory by a No. 16 seed over a No. 1 seed in NCAA Men's Basketball Tournament history. UMBC overwhelmed the tournament's top overall seed, Virginia, 74-54, in Charlotte, North Carolina, earning an ESPY nomination for the "Best Moment" of the year. Following the season, Odom earned the 2018 Hugh Durham Award as the nation's top mid-major coach.

After taking over a program that finished 7-25 in 2015-16, Odom led UMBC to its first winning season since 2007-08 with a 21-13 record, as the Retrievers advanced to the semifinals of the 2017 CollegeInsider.com Tournament (CIT). UMBC finished the 2016-17 campaign as the nation's third-most improved team, with a +13.0 mark, behind only Minnesota and UCLA.

Odom's team posted three wins in the CIT and became the first America East team to win three games in a postseason tournament.

At the end of the season, Odom earned the 2017 Joe B. Hall Award, which is presented annually to the top first-year coach in Division I.

Before serving as the head coach at UMBC, Odom was the head men's basketball coach at Lenoir-Rhyne (N.C.) University for one year (2016). The Bears (21-10) advanced to the NCAA Division II Regional Finals for the first time in school history and won 20 games in a season for the first time in eight years. Lenoir-Rhyne improved by 10.5 games from the previous campaign, led the nation in 3-point field goals made per game (12.4), and finished ninth in the country in scoring at 90.1 points per game.

Odom was also an assistant coach at Charlotte for five seasons (2011-15), including serving as the interim head coach for the final 19 games of the 2014-15 campaign. In 2013, he helped the 49ers earn a bid to the postseason NIT.

Prior to his tenure in Charlotte, Odom spent seven years (2004-10) on the coaching staff at Virginia Tech and was part of a Hokies' team that earned a berth to the NCAA Tournament in 2007 and beat Illinois in the first round.

Odom was also an assistant coach at American for three years (2001-03), at UNC Asheville for one season (2000) and at Furman for two years (1998-99). He also served as an administrative assistant at South Florida for one season (1997).

Odom graduated from Hampden-Sydney in 1996 with a bachelor's degree in economics and was a four-year starting point guard on the men's basketball team. He served as team captain his senior season and led Hampden-Sydney to an 80-30 record during his playing career, including two berths in the NCAA Division III Tournament. In addition, Odom finished his career as the school's all-time leader in 3-pointers made and placed fourth in assists.

Ryan is the son of Dave Odom, who retired in 2008 as the head coach at South Carolina. The elder Odom earned SEC Coach of the Year honors while at South Carolina in 2004 and ACC Coach of the Year honors in 1991, 1994 and 1995, while at Wake Forest.

Odom and his wife, Lucia, have two sons - Connor and Owen.

ABOUT COACH ODOM

Personal:

- Hometown - Durham, North Carolina
- Wife - Lucia
- Children - Connor, Owen

Educational Background

- College - Hampden-Sydney, 1996 (Economics)

Coaching Experience

- Head Coach - Utah State (2022-)
- Head Coach - UMBC (2017-21)
- Head Coach - Lenoir-Rhyne (N.C.) (2016)
- Interim Head Coach - Charlotte (2015)
- Associate Head Coach - Charlotte (2015)
- Assistant Coach - Charlotte (2011-14)
- Assistant Coach - Virginia Tech (2004-10)
- Assistant Coach - American (2001-03)
- Assistant Coach - UNC Asheville (2000)
- Assistant Coach - Furman (1998-99)
- Admin Assistant - South Florida (1997)

Playing Experience

- Hampden-Sydney (1993-96)

Odom's Coaching Record

2014-15	Charlotte*	8-11*
	* - interim head coach	
2015-16	Lenoir-Rhyne (N.C.)	21-10
	NCAA DII Regional Finals	
2016-17	UMBC	21-13
	CIT Semifinals	
2017-18	UMBC	25-11
	NCAA Second Round	
2018-19	UMBC	21-13
2019-20	UMBC	16-17
2020-21	UMBC	14-6

Seven Seasons 126-81

COACH ODOM VS THE NATION

Air Force	1-0	Delaware State	2-0	High Point	1-0	Messiah	1-0	Rice	1-1	UMES	1-0
Albany	6-5	Drexel	2-0	Hood	2-0	Middle Tennessee	0-2	Richmond	0-1	UTEP	0-1
American	0-2	Duquesne	1-0	James Madison	1-0	Mount St. Mary's	1-0	Shenandoah	2-0	UTSA	1-0
Arizona	0-1	Eastern Michigan	0-1	Kansas State	0-1	Navy	0-1	SMU	0-1	Valley Forge	1-0
Army	0-1	Fairfield	1-0	Kennesaw State	1-0	New Hampshire	9-3	South Dakota	0-1	Vermont	5-8
Binghamton	7-3	FGCU	1-1	Liberty	1-0	Nicholls State	1-1	Southern Mississippi	1-0	Virginia	1-0
Centenary (N.J.)	2-0	Florida Atlantic	1-0	Louisiana Tech	0-1	NJIT	1-1	St. Francis (Pa.)	2-1	Virginia Tech	0-1
Central Penn	1-0	Florida International	0-1	LSU	0-1	North Carolina A&T	1-0	St. Mary's (Md.)	1-0	Western Kentucky	0-2
Chicago State	1-0	George Mason	0-1	Maine	7-1	North Texas	1-1	Stony Brook	6-4	Overall	126-81
Citadel	2-0	George Washington	1-0	Manhattan	1-0	Northern Kentucky	1-1	Texas A&M CC	0-1		
Colgate	0-1	Georgetown	0-2	Marquette	0-1	Old Dominion	0-1	Towson	0-4		
Coppin State	4-0	Georgian Court	1-0	Marshall	2-0	Penn State	0-1	UAB	0-1		
Delaware	1-0	Hartford	8-4	Maryland	0-1	Penn State York	1-0	Umass Lowell	7-3		



NATE DIXON

Assistant Coach • First Season • UNC-Wilmington (1994)

Nate Dixon joined the Utah State men's basketball staff as an assistant coach in April, 2021.

Dixon arrives in Logan after serving as Odom's lead assistant coach for five years at the University of Maryland, Baltimore County (UMBC). With the Retrievers, Dixon helped the squad to the America East Conference regular season title in 2020-21 along with three-straight 20-plus win seasons at UMBC. Dixon was also a member of the coaching staff that mentored UMBC to an NCAA Tournament victory in 2018, upsetting top-seeded Virginia as a No. 16 seed, the first No. 16 seed to knock off a No. 1 seed in tournament history.

During his tenure with UMBC, Dixon helped coach four all-conference selections, including K.J. Maura, a two-time America East all-defensive team member and the 2018 America East Defensive Player of the Year. In 2021, Dixon was named one of the top five assistant coaches in the America East Conference by Stadium.

Dixon was also a member of Odom's staff at Lenoir-Rhyne, serving as the associate head coach and helping the Bears to the NCAA Division II Regional Finals for the first time in school history. Lenoir-Rhyne finished the year 21-10, improving by 10.5 games from the previous campaign. Lenoir-Rhyne also led the nation in 3-point field goals made per game (12.4) and finished ninth in the country in scoring at 90.1 points per game.

Dixon first crossed paths with Odom at Charlotte, where he served as the teams' technology and scouting assistant for four seasons.

Dixon's resume also includes stops at Wyoming (2010-11), Louisiana-Lafayette (2009-10), New Orleans (2007-09), Louisiana-Monroe (2005-07), Florida (2003-05) and Stetson (2001-03), along with Division II schools Queens (1998-2000) and Belmont Abbey (1997-98).

Dixon has cultivated success at every stop as he has been a part of six conference championship teams - regular season and postseason combined - and helped lead four teams to the NCAA Tournament (two at Division I and two at Division II). Dixon has also been rated as one of the top mid-major assistants by both Basketball Times and HoopScoop Online and has also served on the National Association of Basketball Coaches' (NABC) Board of Directors from 1998 to 2001 and again for a second stint from 2016 to the present day.

Dixon was selected to participate in the prestigious 2020 TopConnect Virtual Seminar. TopConnect (formerly Villa 7) originated in 2003 by then VCU Athletic Director Dr. Richard Sander, identifies the top basketball assistant coaches in the country, and connects them with mid-major Athletic Directors providing tremendous networking opportunities for both parties. He also participated in 2018 and 2019.

The native of Sparta, North Carolina, played one year at LaGrange (Ga.) and two seasons at Gardner-Webb in addition to three summers with the Jersey Shore Pro-Am. He graduated from UNC Wilmington in 1994 with a bachelor's degree in communications.

Dixon and his wife, the former Kristin Fabrizio, have two sons, Walker and Hunter.



ABOUT COACH DIXON

Personal:

- Hometown - Sparta, North Carolina
- Wife - Kristin
- Children - Walker, Hunter

Educational Background

- College - UNC-Wilmington, 1994 (Communication)

Coaching Experience

- Asst. Coach - Utah State (2022-)
- Asst. Coach - UMBC (2017-21)
- Assoc. Head Coach - Lenoir-Rhyne (N.C.) (2016)
- Tech & Scouting Asst. - Charlotte (2012-15)
- Asst. Coach - Wyoming (2010-11)
- Asst. Coach - Louisiana-Lafayette (2009-10)
- Asst. Coach - New Orleans (2007-09)
- Asst. Coach - Louisiana-Monroe (2005-07)
- Asst. Coach - Florida (2003-05)
- Asst. Coach - Stetson (2001-03)
- Asst. Coach - Queens (1998-00)
- Asst. Coach - Belmont Abbey (1997-98)

Playing Experience

- Gardner-Webb
- LaGrange (Ga.)



MATT HENRY

Assistant Coach • First Season • Trinity (Texas) (2001)

Matt Henry joined the Utah State men's basketball staff as an assistant coach in April, 2021.

Henry was a member of the UMBC staff each of the last three years, helping the Retrievers to an America East regular season conference championship a season ago.

Prior to his three years at UMBC, Henry was an assistant coach at St. Peter's for five seasons, helping the Peacocks capture the 2017 CollegeInsider.com Postseason Tournament (CIT) title, the program's first-ever national postseason tournament championship. St. Peter's became the second Metro Atlantic Athletic Conference (MAAC) team ever to win a national postseason tournament and the first team from New Jersey to win a national postseason tournament title since Princeton won the 1975 NIT.

Over the course of Henry's five seasons in Jersey City, the Peacocks posted six wins in the MAAC Tournament and made three trips into the MAAC semifinals in 2015, 2017 and 2018.

Henry also made a stop at Mount St. Mary's for two years (2010-12) as an assistant coach before finishing as the acting head coach at the end of his tenure.

Henry got his first taste of Division I coaching as the director of basketball operations at Georgetown, helping the Hoyas to an overall mark of 139-62, four NCAA Tournament appearances and a pair of trips to the NIT. His time at Georgetown was highlighted with a Sweet 16 appearance during the 2005-06 season and a spot in the Final Four during the 2006-07 season, a first for the Hoyas in 21 years.

Henry got his start in coaching as an assistant at Trinity University in Texas. He spent three seasons with the Tigers and helped the team to a 63-20 overall mark, a 37-9 record in conference play and to a pair of Southern Collegiate Athletic Conference (SCAC) Tournament titles and NCAA Tournament appearances.

The Alexandria, Virginia, native graduated from Trinity with a degree in urban studies and political science in 2001.

Henry, and his wife, Lee, have three sons: Will, Gus and Robbie.

ABOUT COACH HENRY

Personal:

- Hometown - Alexandria, Virginia
- Wife - Lee
- Children - Will, Gus, Robbie

Educational Background

- College - Trinity (2001)
(Urban Science and Political Science)

Coaching Experience

- Asst. Coach - Utah State (2022-)
- Asst. Coach - UMBC (2019-21)
- Asst. Coach - St. Peter's (2014-18)
- Asst. Coach - Mount St. Mary's (2012-13)
- Dir. of Ops - Georgetown (2004-10)
- Asst. Coach - Trinity (Texas) (2001-04)



BRYCE CRAWFORD

Assistant Coach • First Season • Ohio State (2011)

Bryce Crawford joined the Utah State men's basketball staff as an assistant coach in April of 2021.

For the last five seasons, Crawford was a member of the coaching staff at UMBC, under Odom. With the Retrievers, Crawford helped the squad to the America East Conference regular season title in 2020-21 along with three-straight 20-plus win seasons. Crawford was also a member of the coaching staff that mentored UMBC to an NCAA Tournament victory in 2018, upsetting top-seeded Virginia as a No. 16 seed, the first No. 16 seed to knock off a No. 1 seed in tournament history.

Crawford was also a member of Odom's staff at Lenoir-Rhyne, serving as an assistant and helping the Bears to the NCAA Division II Regional Finals for the first time in school history. Lenoir-Rhyne finished the year 21-10, improving by 10.5 games from the previous campaign. Lenoir-Rhyne also led the nation in 3-point field goals made per game (12.4) and finished ninth in the country in scoring at 90.1 points per game.

Crawford joined Odom's staff at Lenoir-Rhyne after a two-year stint at the University of Texas, serving as the team's assistant video coordinator and technical assistant (2013-15). Crawford's time at Texas was highlighted by a pair of NCAA Tournament appearances for the Longhorns.

Crawford and Odom initially crossed paths at Charlotte, where Crawford served as a graduate manager for the 49ers from 2011-13, earning his master's degree in liberal studies.

Crawford graduated from Ohio State in 2011 with a degree in communication analysis and spent four years as a student manager for the Buckeyes' men's basketball program.

Crawford is married to the former Hallie Kloots and the couple have three children, daughters: Rian and Devyn, and son: Keo.

ABOUT COACH CRAWFORD

Personal:


- Hometown - Columbus, Ohio
- Wife - Hallie
- Children - Rian, Devyn, Keo

Educational Background

- College - Ohio State (2011)
(Communication Analysis)

Coaching Experience

- Asst. Coach - UMBC (2017-21)
- Asst. Coach - Lenoir-Rhyne (N.C.) (2016)
- Asst. Vid. Coor. - Texas (2013-15)




KELSEY KNOCHE

Director of Operations & External Relations • First Season • Maryland (2015)

Kelsey Knoche joined the Utah State men's basketball staff as the director of operations and external relations in August, 2021, and will enter her first season with the team during the 2021-22 campaign.

Prior to her time in Logan, Knoche worked as an assistant coordinator with the Maryland Terrapin men's basketball program since 2015 and was associated with the team as a student operations assistant for four more years during her undergraduate studies. With the Terrapins, Knoche coordinated basketball specific fundraising efforts, alumni relations and assisted with team travel. Additionally, Knoche worked closely with the team's recruiting efforts, including coordinating on-campus visits and organizing all staff recruiting travel.

A native of Fairfax, Virginia, Knoche is a 2015 graduate of Maryland's Merrill College of Journalism. Knoche is the daughter of Chris Knoche, the head men's basketball coach at American University from 1990-97, and the current color commentator for the University of Maryland men's basketball radio broadcasts.



NOAH RALBY


Director of Men's Basketball Analytics • First Season • Johns Hopkins (2019)

Noah Ralby joined the Utah State men's basketball staff as the director of analytics in April, 2021.

Ralby comes to Logan after serving as a graduate assistant at UMBC under USU head coach Ryan Odom each of the past two seasons, where he helped guide the Retrievers to their second regular season championship in school history in 2020.

Ralby joined the UMBC staff after playing at Johns Hopkins University, helping the Blue Jays to a 71-32 mark, including a Centennial Conference regular season and tournament title in 2018. JHU advanced to the second round of the 2018 NCAA D-III Tournament as Ralby earned NABC Honors Court accolades following the season.

Ralby graduated from Johns Hopkins with a bachelor's degree in economics and earned a master's in entrepreneurship, innovation and leadership from UMBC.



BILLY BALES

Director of Men's Basketball Player Development • First Season • Lenoir-Rhyne (North Carolina) (2018)

Billy Bales joined the Utah State men's basketball staff as the director of player development in April, 2021.

Bales is following Odom from the University of Maryland, Baltimore County (UMBC), where he assisted with daily scheduling, created social media content and fulfilled other duties where assigned. During his one year with the Retrievers, UMBC captured the America East regular season title, finishing with an overall mark of 14-6, including a 10-4 ledger in league play.

Prior to his time in Baltimore, Bales got his coaching start at his alma mater, Lenoir-Rhyne University. He spent two seasons (2018-20) as the graduate assistant under head coach Everick Sullivan. During his tenure, the Bears received an at-large bid to the school's seventh NCAA D-II Tournament, advanced to their first South Atlantic Conference Championship game since 2005 and reached as high as No. 17 in the D-II rankings.

Bales, originally from Elizabethton, Tennessee, earned a bachelor's degree in sports management and a master's degree in university leadership from Lenoir-Rhyne. He was a four-year letterwinner for the Bears basketball team and led the team to an NCAA D-II Regional Final appearance during the 2015-16 season, under Odom.



KEENAN PALMORE

Graduate Manager • First Season • Lenoir-Rhyne (2016)

Keenan Palmore joined Utah State as a graduate manager in 2021 and enters his first season with the Aggies.


Palmore played under Utah State head coach Ryan Odom at Lenoir-Rhyne during the 2015-16 season, leading the Bears to the NCAA Division II Sweet 16. Palmore led the conference in scoring (21.9 ppg), rebounding (9.2 rpg) and assists (6.3 apg) as the Bears finished the year with an overall mark of 21-10. Palmore earned All-American honors following the season and appeared in the D-II All-Star game, while also earning conference and southeast region Player of the Year honors. Palmore graduated from Lenoir-Rhyne with a degree in exercise science.

Prior to finishing his career at Lenoir-Rhyne, Palmore played three years at Old Dominion University, earning all-rookie team honors as a freshman and leading the Colonial Athletic Conference in steals (1.9 spg) and ranking third in assists (3.0 apg). Additionally, Palmore served as a team captain for the Monarchs for two seasons.

Following his collegiate career, Palmore played professionally in China, Indonesia and Mexico. During his season in Indonesia, Palmore averaged more than 24 points, eight rebounds and six assists per game. Palmore then averaged more than 33 points per game during his season in Mexico.

Palmore, originally from Atlanta, Georgia, finished his prep career as the all-time leading scorer at The Paideia School, returning to coach the JV team during the 2018-19 season. Palmore comes from a basketball family as his mother was an All-American at Boston University and played for the U.S. Women's National Team during the 1980 Summer Olympics.

Palmore is currently pursuing a master's degree in sport and physical education.



QUINN TAYLOR

Graduate Manager • First Season • Utah State (2019)

Quinn Taylor returned to Utah State men's basketball in 2021-22, joining the Aggie coaching staff as a graduate manager. Taylor previously played for the Aggies from 2014-19, finishing his career ranked fifth in school history in career games played with 129.

As a player, Taylor helped the Aggies to the 2018-19 Mountain West regular season and tournament titles as USU advanced to the NCAA Tournament as the No. 8 seed, the highest in school history. For his career, Taylor appeared in 129 games for the Aggies, including 71 starts, and averaged 6.1 points and 4.7 rebounds per game.

Taylor graduated from Utah State with a degree in exercise science and signed a professional contract with Latina Basket in Latina, Italy. Upon being medically disqualified, Taylor returned to Cache Valley and interned with USU athletics, working with development. During that time, Taylor also coached the freshman boy's basketball team at Green Canyon High School in Hyde Park, Utah.

Taylor and his wife, Kauri, reside in Logan. He is currently pursuing a master's degree in sports management.



RYAN CORBETT

Graduate Manager • Fourth Season • Utah State (2021)


Ryan Corbett begins his first season as graduate manager and his fourth season overall with the program in 2021-22. Corbett was an undergraduate manager each of the last three seasons.

During Corbett's tenure with the team, Utah State captured back-to-back Mountain West Tournament championships along with a share of the MW regular season championship in 2018-19. Corbett was an integral part of the team on road trips, helping with clock management at practices and spending late nights while keeping uniforms clean.

Corbett, originally from Richmond, Virginia, graduated from Utah State with a bachelor's degree in business administration in 2021 and is currently pursuing a master's in business administration.



LEAH DUNAGAN
Athletic Trainer



JIMMY STITZ
Strength & Cond. Coach



JEREMIAH SIEVERS
Academic Coordinator



NATALIE NORRIS
Team Nutritionist



RILEY JENSEN
Mental Performance Coach



OPPONENTS

UC DAVIS

Nov. 9 • Logan, Utah
Dee Glen Smith Spectrum

QUICK FACTS

- Location – Davis, Calif.
- Founded – 1905
- Enrollment – 35,186
- Colors – Gold and Aggie Blue
- Nickname – Aggies
- Conference – Big West
- Arena – University Credit Union Center (6,003)
- Chancellor – Gary S. May
- Director of Athletics – Rocko DeLuca



COACHING STAFF

- Head Coach – Jim Les
- School Record – 144-161
- Career Record – 298-301
- Record vs USU – 1-1
- Assistants – Kevin Nosek, Kyle Vogt, Jonathan Metzger-Jones

TEAM/PLAYER INFO

- Series vs USU – 2-1
- 2020-21 Record – 10-8
- Big West Record/Finish – 6-4/4th
- Postseason – N/A
- Lettermen Returning/Lost – 10/5
- Starters Returning/Lost – 3/2

MEDIA RELATIONS

- SID – Jason Spencer
- Office Phone – (530) 752-2663
- Cell Phone – N/A
- Email – jspencer@ucdavis.edu
- Website – ucdavisaggies.com
- Twitter – @UCDavisMBB

NEW MEXICO STATE

Nov. 19 • Conway, South Carolina
HTC Center

QUICK FACTS

- Location – Las Cruces, N.M.
- Founded – 1888
- Enrollment – 21,694
- Colors – Crimson and White
- Nickname – Aggies
- Conference – Western Athletic
- Arena – Pan American Center (12,515)
- President – John D. Floros
- Director of Athletics – Mario Moccia



COACHING STAFF

- Head Coach – Chris Jans
- School Record – 88-22
- Career Record – 268-79
- Record vs USU – 0-0
- Assistants – James Miller, David Anwar, Dominique Taylor

TEAM/PLAYER INFO

- Series vs USU – Utah State leads 36-30
- 2020-21 Record – 12-8
- WAC Record/Finish – 7-6/3rd
- Postseason – N/A
- Lettermen Returning/Lost – 5/7
- Starters Returning/Lost – 4/1

MEDIA RELATIONS

- SID – Charlie Hurley
- Office Phone – (575) 646-4120
- Cell Phone – N/A
- Email – churley@nmsu.edu
- Website – nmstatesports.com
- Twitter – @NMStateMBB

RICHMOND

Nov. 12 • Annapolis, Maryland
U.S. Naval Academy

QUICK FACTS

- Location – Richmond, Va.
- Founded – 1830
- Enrollment – 3,291
- Colors – Blue and Red
- Nickname – Spiders
- Conference – Atlantic 10
- Arena – Robins Center (7,201)
- President – Ronald Crutcher
- Director of Athletics – John Hardt



COACHING STAFF

- Head Coach – Chris Mooney
- School Record – 288-231
- Career Record – 330-270
- Record vs USU – 0-0
- Assistants – Rob Jones, Maurice Joseph, Kevin Hovde

TEAM/PLAYER INFO

- Series vs USU – First meeting
- 2020-21 Record – 14-9
- A-10 Record/Finish – 6-5/8th
- Postseason – NIT Quarterfinals
- Lettermen Returning/Lost – 8/1
- Starters Returning/Lost – 4/1

MEDIA RELATIONS

- SID – Jason Vida
- Office Phone – (804) 287-6455
- Cell Phone – N/A
- Email – jvida@richmond.edu
- Website – richmondspiders.com
- Twitter – @SpiderMBB

DAVIDSON

Nov. 19 • Conway, South Carolina
HTC Center

QUICK FACTS

- Location – Davidson, N. C.
- Founded – 1837
- Enrollment – 1,983
- Colors – Black and Red
- Nickname – Wildcats
- Conference – Atlantic 10
- Arena – John M. Belk Arena (5,223)
- President – Carol Quillen
- Director of Athletics – Chris Clunie



COACHING STAFF

- Head Coach – Bob McKillop
- School Record – 607-372
- Career Record – Same
- Record vs USU – 0-0
- Assistants – Matt McKillop, Will Reigel, Kevin Kuwlik

TEAM/PLAYER INFO

- Series vs USU – First Meeting
- 2020-21 Record – 13-9
- A10 Record/Finish – 7-4/3rd
- Postseason – N/A
- Lettermen Returning/Lost – 7/3
- Starters Returning/Lost – 3/2

MEDIA RELATIONS

- SID – Jay Pfeifer
- Office Phone – (704) 894-2920
- Cell Phone – (980) 297-2355
- Email – japfeifer@davidson.edu
- Website – davidsonwildcats.com
- Twitter – @DavidsonMBB

PENN

Nov. 18 • Conway, South Carolina
HTC Center

QUICK FACTS

- Location – Philadelphia, Penn.
- Founded – 1740
- Enrollment – 10,003
- Colors – Red and Blue
- Nickname – Quakers
- Conference – Ivy League
- Arena – The Palestra (8,722)
- President – Dr. Amy Gutmann
- Director of Athletics – Alanna Shanahan



COACHING STAFF

- Head Coach – Steve Donahue
- School Record – 83-64
- Career Record – 283-278
- Record vs USU – 0-0
- Assistants – Nat Graham, Joe Mihalich, Trey Montgomery

TEAM/PLAYER INFO

- Series vs USU – First meeting
- 2021-22 Record – DNC
- Ivy League Record/Finish – DNC
- Postseason – N/A
- Lettermen Returning/Lost – 5/4
- Starters Returning/Lost – 2/3

MEDIA RELATIONS

- SID – Mike Mahoney
- Office Phone – (215) 898-9232
- Cell Phone – (267) 278-7795
- Email – mahoneyw@upenn.edu
- Website – pennathletics.com
- Twitter – @PennBasketball

Myrtle Beach Invitational Participant

OKLAHOMA

Nov. 21 • Conway, South Carolina
HTC Center

QUICK FACTS

- Location – Norman, Oklahoma
- Founded – 1890
- Enrollment – 27,782
- Colors – Crimson and Cream
- Nickname – Sooners
- Conference – Big 12
- Arena – Lloyd Noble Center (11,562)
- President – Joseph Harroz, Jr.
- Director of Athletics – Joe Castiglione



COACHING STAFF

- Head Coach – Porter Moser
- School Record – 0-0
- Career Record – 293-241
- Record vs USU – 0-0
- Assistants – David Patrick, K.T. Turner, Emanuel Dildy

TEAM/PLAYER INFO

- Series vs USU – Oklahoma leads 1-0
- 2020-21 Record – 16-11
- Big12 Record/Finish – 9-8/7th
- Postseason – 2-2
- Lettermen Returning/Lost – 3/7
- Starters Returning/Lost – 2/3

MEDIA RELATIONS

- SID – Brent Beerends
- Office Phone – (405) 325-7014
- Cell Phone – N/A
- Email – beerends@ou.edu
- Website – soonersports.com
- Twitter – @OU_MBBall

Myrtle Beach Invitational Participant

Myrtle Beach Invitational Participant

Myrtle Beach Invitational Participant



EAST CAROLINA

Nov. 21 • Conway, South Carolina
HTC Center

QUICK FACTS

- Location – Greenville, N.C.
- Founded – 1907
- Enrollment – 28,798
- Colors – Purple and Gold
- Nickname – Pirates
- Conference – American
- Arena – Williams Arena at Minges Coliseum (8,000)
- President – Phillip G. Rogers
- Director of Athletics – Jon Gilbert



COACHING STAFF

- Head Coach – Joe Dooley
- School Record – 86-104
- Career Record – 200-162
- Record vs USU – 0-0
- Assistants – Steve DeMeo, Antwon Jackson, George Wright-Easy

TEAM/PLAYER INFO

- Series vs USU – First meeting
- 2020-21 Record – 8-11
- AAC Record/Finish – 2-10/11th (Last)
- Postseason – N/A
- Lettermen Returning/Lost – 5/4
- Starters Returning/Lost – 4/1

MEDIA RELATIONS

- SID – Jody Jones
- Office Phone – (252) 737-4524
- Cell Phone – N/A
- Email – jonesjod@ecu.edu
- Website – ecupirateclub.com
- Twitter – @ecubasketball

Myrtle Beach Invitational Participant

UT-ARLINGTON

Nov. 27 • Logan, Utah
Dee Glen Smith Spectrum

QUICK FACTS

- Location – Arlington, Texas
- Founded – 1895
- Enrollment – 47,899
- Colors – Royal Blue, Orange, and White
- Nickname – Mavericks
- Conference – Sun Belt
- Arena – College Park Center (7,000)
- President – Dr. Teik C. Lim (Interim)
- Director of Athletics – Jim Baker



COACHING STAFF

- Head Coach – Greg Young
- School Record – First Year
- Career Record – 168-139
- Record vs USU – 0-0
- Assistants – Royce Johnson, Riley Davis, Dwight Thorne II

TEAM/PLAYER INFO

- Series vs USU – UT Arlington leads 3-1
- 2020-21 Record – 13-13
- Sun Belt Record/Finish – 9-8/6th
- Postseason – N/A
- Lettermen Returning/Lost – 4/8
- Starters Returning/Lost – 2/3

MEDIA RELATIONS

- SID – Jason MacBain
- Office Phone – (817) 272-2239
- Cell Phone – N/A
- Email – jasonmacbain@uta.edu
- Website – utamavs.com
- Twitter – @UTAMavsMBB

INDIANA STATE

Nov. 21 • Conway, South Carolina
HTC Center

QUICK FACTS

- Location – Terre Haute, Indiana
- Founded – 1865
- Enrollment – 9,459
- Colors – Royal Blue and White
- Nickname – Sycamores
- Conference – Missouri Valley
- Arena – Hulman Center (10,200)
- President – Deborah Curtis
- Director of Athletics – Sherard Clinkscates



COACHING STAFF

- Head Coach – Josh Schertz
- School Record – 0-0
- Career Record – 337-69
- Record vs USU – 0-0
- Assistants – Matthew Graves, Zak Boisvert, Bryston Williams

TEAM/PLAYER INFO

- Series vs USU – Series tied 1-1
- 2020-21 Record – 15-10
- MVC Record/Finish – 11-7/4th
- Postseason – N/A
- Lettermen Returning/Lost – 2/8
- Starters Returning/Lost – 3/2

MEDIA RELATIONS

- SID – Tim McCaughan
- Office Phone – (812) 237-4161
- Cell Phone – N/A
- Email – TimothyMcCaughan@indstate.edu
- Website – gosycamores.com
- Twitter – @IndStBasketball

Myrtle Beach Invitational Participant

CARROLL COLLEGE (MONTANA)

Nov. 29 • Logan, Utah
Dee Glen Smith Spectrum

QUICK FACTS

- Location – Helena, Montana
- Founded – 1909
- Enrollment – 1,430
- Colors – Purple and Gold
- Nickname – Fighting Saints
- Conference – Frontier
- Arena – PE Center
- President – John E. Cech
- Director of Athletics – Charlie Gross



COACHING STAFF

- Head Coach – Kurt Paulson
- School Record – 73-25
- Career Record – Same
- Record vs USU – 0-0
- Assistants – Ronn See, Hasani Simmons, Bob Ridgeway

TEAM/PLAYER INFO

- Series vs USU – First Meeting
- 2020-21 Record – 20-8
- Frontier Record/Finish – 13-5/2nd
- Postseason – NAIA Tournament QF
- Lettermen Returning/Lost – 9/3
- Starters Returning/Lost – 4/1

MEDIA RELATIONS

- SID – Daniel Salle
- Office Phone – (406) 447-5183
- Cell Phone – N/A
- Email – dbsalle@carroll.edu
- Website – carrollathletics.com
- Twitter – @CCSaintsMBB

OLD DOMINION

Nov. 21 • Conway, South Carolina
HTC Center

QUICK FACTS

- Location – Norfolk, Virginia
- Founded – 1930
- Enrollment – 24,286
- Colors – State Blue, Silver, and Light Blue
- Nickname – Monarchs
- Conference – Conference USA
- Arena – Ted Constant Convocation Center (8,472)
- President – Dr. Brian Hemphill
- Director of Athletics – Dr. Camden Wood Selig



COACHING STAFF

- Head Coach – Jeff Jones
- School Record – 167-92
- Career Record – 524-379
- Record vs USU – 0-0
- Assistants – John Richardson, Bryant Stith, Chris Kovensky

TEAM/PLAYER INFO

- Series vs USU – Utah State leads 1-0
- 2020-21 Record – 15-8
- C-USA Record/Finish – 11-5/2nd
- Postseason – N/A
- Lettermen Returning/Lost – 5/5
- Starters Returning/Lost – 2/3

MEDIA RELATIONS

- SID – Grant Gardner
- Office Phone – (757) 683-5520
- Cell Phone – N/A
- Email – gagardne@odu.edu
- Website – odusports.com
- Twitter – @ODU_MBB

Myrtle Beach Invitational Participant

SAINT MARY'S (CALIFORNIA)

Dec. 2 • Logan, Utah
Dee Glen Smith Spectrum

QUICK FACTS

- Location – Moraga, Calif.
- Founded – 1863
- Enrollment – 3,018
- Colors – Navy, Red, and Silver
- Nickname – Gaels
- Conference – West Coast
- Arena – McKeon Pavilion (3,500)
- President – James A. Donahue
- VP of Intercollegiate Athletics – Mike Matoso



COACHING STAFF

- Head Coach – Randy Bennett
- School Record – 456-192
- Career Record – Same
- Record vs USU – 4-2
- Assistants – Justin Joyner, Mickey McConnell, Wayne Hunter

TEAM/PLAYER INFO

- Series vs USU – Utah State leads 6-5
- 2020-21 Record – 14-10
- WCC Record/Finish – 5-6/6th
- Postseason – NIT First Round
- Lettermen Returning/Lost – 11/0
- Starters Returning/Lost – 5/0

MEDIA RELATIONS

- SID – Brian Brownfield
- Office Phone – (925) 631-4383
- Cell Phone – N/A
- Email – tmf15@stmarys-ca.edu
- Website – SMCGaels.com
- Twitter – @SaintMarysHoops

QUICK FACTS

OUTLOOK

AGGIE BIOS

COACHES

OPPONENTS

SEASON REVIEW

RECORDS

UNIVERSITY

BRIGHAM YOUNG

Dec. 8 • Provo, Utah
Marriott Center

QUICK FACTS

- Location – Provo, Utah
- Founded – 1875
- Enrollment – 33,517
- Colors – Blue and White
- Nickname – Cougars
- Conference – West Coast
- Arena – Marriott Center
- President – Kevin J. Worthen
- Director of Athletics – Tom Holmoe



COACHING STAFF

- Head Coach – Mark Pope
- School Record – 44-15
- Career Record – 121-71
- Record vs USU – 2-3
- Assistants – Chris Burgess, Cody Fueger, Nick Robinson

TEAM/PLAYER INFO

- Series vs USU – BYU leads 145-92
- 2020-21 Record – 20-7
- WCC Record/Finish – 10-3/2nd
- Postseason – NCAA First Round
- Lettermen Returning/Lost – 6/4
- Starters Returning/Lost – 2/3

MEDIA RELATIONS

- SID – Jon McBride
- Office Phone – (801) 422-8948
- Cell Phone – (801) 866-4932
- Email – jon.mcbride@byu.edu
- Website – BYUCougars.com
- Twitter – @BYUBasketball

IOWA

Dec. 18 • Sioux Falls, South Dakota
Sanford Pentagon

QUICK FACTS

- Location – Iowa City, Iowa
- Founded – 1847
- Enrollment – 29,909
- Colors – Black and Gold
- Nickname – Hawkeyes
- Conference – Big Ten
- Arena – Carver-Hawkeye Arena (15,400)
- President – Dr. Barbara Wilson
- Director of Athletics – Gary Barta



COACHING STAFF

- Head Coach – Fran McCaffery
- School Record – 216-152
- Career Record – 467-329
- Record vs USU – 0-0
- Assistants – Sherman Dillard, Kirk Speraw, Billy Taylor

TEAM/PLAYER INFO

- Series vs USU – Iowa leads 2-1
- 2020-21 Record – 22-9
- Big 10 Record/Finish – 14-6/3rd
- Postseason – NCAA Second Round
- Lettermen Returning/Lost – 6/5
- Starters Returning/Lost – 2/3

MEDIA RELATIONS

- SID – Matthew Weitzel
- Office Phone – (319) 335-9411
- Cell Phone – (319) 430-8176
- Email – nick.harvey@uni.edu
- Website – hawkeyesports.com
- Twitter – @IowaHoops

NEW ORLEANS

Dec. 11 • Logan, Utah
Dee Glen Smith Spectrum

QUICK FACTS

- Location – New Orleans, La.
- Founded – 1956
- Enrollment – 8,375
- Colors – Royal Blue, Silver, and Navy
- Nickname – Privateers
- Conference – Southland
- Arena – Lakefront Arena (8,933)
- President – Dr. John Nicklow
- Director of Athletics – Tim Duncan



COACHING STAFF

- Head Coach – Mark Slessinger
- School Record – 131-165
- Career Record – 156-188
- Record vs USU – 0-1
- Assistants – Jody Bailey, Kris Arkenberg, Jay Smith

TEAM/PLAYER INFO

- Series vs USU – Utah State leads 2-1
- 2020-21 Record – 10-15
- Southland Record/Finish – 8-7/6th
- Postseason – N/A
- Lettermen Returning/Lost – 5/4
- Starters Returning/Lost – 3/2

MEDIA RELATIONS

- SID – Matt Schaefer
- Office Phone – (504) 280-6284
- Cell Phone – N/A
- Email – mgschaefer@uno.edu
- Website – unoprivateers.com
- Twitter – @UNOPrivateers

PORTLAND STATE

Dec. 21 • Logan, Utah
Dee Glen Smith Spectrum

QUICK FACTS

- Location – Portland, Oregon
- Founded – 1946
- Enrollment – 26,012
- Colors – Green, White & Silver
- Nickname – Vikings
- Conference – Big Sky
- Arena – Peter Stott Center (3,094)
- President – Stephen Percy
- Director of Athletics – Valerie Cleary



COACHING STAFF

- Head Coach – Jase Coburn
- School Record – First year
- Career Record – Same
- Record vs USU – 0-0
- Assistants – Matt Dunn, Jamaal Williams, Chris Foss

TEAM/PLAYER INFO

- Series vs USU – USU leads 3-2
- 2020-21 Record – 9-13
- Big Sky Record/Finish – 6-8/7th
- Postseason – N/A
- Lettermen Returning/Lost – 6/7
- Starters Returning/Lost – 3/2

MEDIA RELATIONS

- SID – Mike Lund
- Office Phone – (503) 725-5602
- Cell Phone – (503) 866-0236
- Email – undm@pdx.edu
- Website – goviks.com
- Twitter – @psuviksMBB

WEBER STATE

Dec. 15 • Ogden, Utah
Dee Events Center

QUICK FACTS

- Location – Ogden, Utah
- Founded – 1889
- Enrollment – 27,949
- Colors – Purple and White
- Nickname – Wildcats
- Conference – Big Sky
- Arena – Dee Events Center (12,000)
- President – Brad L. Mortensen
- Director of Athletics – Tim Crompton



COACHING STAFF

- Head Coach – Randy Rahe
- School Record – 295-179
- Career Record – Same
- Record vs USU – 4-12
- Assistants – Eric Duff, David Marek, Eric Daniels

TEAM/PLAYER INFO

- Series vs USU – Utah State leads 45-27
- 2020-21 Record – 17-6
- Big Sky Record/Finish – 12-3/2nd
- Postseason – N/A
- Lettermen Returning/Lost – 7/2
- Starters Returning/Lost – 4/1

MEDIA RELATIONS

- SID – Paul Grua
- Office Phone – (801) 626-7414
- Cell Phone – (801) 452-3811
- Email – pgua@weber.edu
- Website – weberstatesports.com
- Twitter – @WeberStateMBB

AIR FORCE

Dec. 28 • Colorado Springs, Colorado
Feb. 1 • Logan, Utah

QUICK FACTS

- Location – USAFA, Colo.
- Founded – 1954
- Enrollment – 4,304
- Colors – Blue and Silver
- Nickname – Falcons
- Conference – Mountain West
- Arena – Clune Arena (5,843)
- Superintendent – Lt Gen Richard M. Clark
- Director of Athletics – Nathan Pine



COACHING STAFF

- Head Coach – Joe Scott
- School Record – 56-83
- Career Record – 240-260
- Record vs USU – 3-4
- Assistants – David Metzendorf, Jared Czech, Lt. Col. Matt McCraw, Maj. Marc Holum, Cam Griffin

TEAM/PLAYER INFO

- Series vs USU – Utah State leads 21-6
- 2020-21 Record – 5-20
- MW Record/Finish – 3-17/10th
- Postseason – N/A
- Lettermen Returning/Lost – 4/5
- Starters Returning/Lost – 2/3

MEDIA RELATIONS

- SID – Nick Arseniak
- Office Phone – (719) 333-9251
- Cell Phone – (719) 510-2684
- Email – nicholas.arseniak@usafa.edu
- Website – GoAirForceFalcons.com
- Twitter – @AF_MBB



OPPONENTS



SAN JOSÉ STATE

Jan. 1 • Logan, Utah
March 4 • San Jose, California



QUICK FACTS

- Location – San Jose, California
- Founded – 1857
- Enrollment – 33,025
- Colors – Gold, White, and Blue
- Nickname – Spartans
- Conference – Mountain West
- Arena – The Event Center (5,000)
- President – Dr. Mary A. Papazian
- Director of Athletics – Jeff Konya

COACHING STAFF

- Head Coach – Time Miles
- School Record – First year
- Career Record – 399-334
- Record vs USU – 0-0
- Assistants – Ben Johnson, Damany Hendrix, David Miller

TEAM/PLAYER INFO

- Series vs USU – Utah State leads 66-22
- 2020-21 Record – 5-16
- MW Record/Finish – 3-13/9th
- Postseason – N/A
- Lettermen Returning/Lost – 5/6
- Starters Returning/Lost – 2/3

MEDIA RELATIONS

- SID – Matt Penland
- Office Phone – (408) 924-1229
- Cell Phone – (256) 343-4158
- Email – matt.penland@sjsu.edu
- Website – SJSUSpartans.com
- Twitter – @SJSUMBB

COLORADO STATE

Jan. 12 • Fort Collins, Colorado
Feb. 26 • Logan, Utah



QUICK FACTS

- Location – Fort Collins, Colo.
- Founded – 1870
- Enrollment – 33,769
- Colors – Green and Gold
- Nickname – Rams
- Conference – Mountain West
- Arena – Moby Arena (8,038)
- President – Joyce E. McConnell
- Director of Athletics – Joe Parker

COACHING STAFF

- Head Coach – Niko Medved
- School Record – 52-40
- Career Record – 131-127
- Record vs USU – 1-6
- Assistants – Ali Farokhmanesh, Brian Cooley, Sam Jones

TEAM/PLAYER INFO

- Series vs USU – Utah State leads 64-40
- 2020-21 Record – 20-8
- MW Record/Finish – 14-4/3rd
- Postseason – NIT, third-place game
- Lettermen Returning/Lost – 9/1
- Starters Returning/Lost – 5/0

MEDIA RELATIONS

- SID – John Martin
- Office Phone – (540) 476-1259
- Cell Phone – (540) 476-1259
- Email – john.a.martin@colostate.edu
- Website – csurams.com
- Twitter – @CSUMBasketball

BOISE STATE

Jan. 4 • Logan, Utah
Feb. 19 • Boise, Idaho



QUICK FACTS

- Location – Boise, Idaho
- Founded – 1932
- Enrollment – 24,103
- Colors – Blue and Orange
- Nickname – Broncos
- Conference – Mountain West
- Arena – ExtraMile Arena (12,480)
- President – Dr. Marlene Tromp
- Director of Athletics – Jeremiah Dickey

COACHING STAFF

- Head Coach – Leon Rice
- School Record – 217-137
- Career Record – Same
- Record vs USU – 9-9
- Assistants – Mike Burns, Tim Duryea, R-Jay Barsh

TEAM/PLAYER INFO

- Series vs USU – Utah State leads 34-17
- 2020-21 Record – 19-9
- MW Record/Finish – 14-6/4th
- Postseason – NIT quarterfinals
- Lettermen Returning/Lost – 8/2
- Starters Returning/Lost – 3/2

MEDIA RELATIONS

- SID – Michael Walsh
- Office Phone – N/A
- Cell Phone – (208) 921-7396
- Email – michaelwalsh1@boisestate.edu
- Website – broncosports.com
- Twitter – @BroncoSportsMBB

WYOMING

Jan. 15 • Logan, Utah
Feb. 8 • Laramie, Wyoming



QUICK FACTS

- Location – Laramie, Wyo.
- Founded – 1886
- Enrollment – 12,249
- Colors – Brown and Gold
- Nickname – Cowboys
- Conference – Mountain West
- Arena – Arena-Auditorium (15,028)
- President – Edward Seidel
- Director of Athletics – Tom Burman

COACHING STAFF

- Head Coach – Jeff Linder
- School Record – 14-11
- Career Record – 94-61
- Record vs USU – 0-1
- Assistants – Ken DeWeese, Shaun Vandiver, Sundance Wicks

TEAM/PLAYER INFO

- Series vs USU – Wyoming leads 51-33
- 2020-21 Record – 14-11
- MW Record/Finish – 7-9/8th
- Postseason – N/A
- Lettermen Returning/Lost – 7/2
- Starters Returning/Lost – 3/2

MEDIA RELATIONS

- SID – Nick Seeman
- Office Phone – (307) 766-5516
- Cell Phone – (612) 741-0550
- Email – nseeman@uwyo.edu
- Website – gowyo.com
- Twitter – @wyo_mbb

NEW MEXICO

Jan. 8 • Albuquerque, New Mexico
Feb. 22 • Logan, Utah



QUICK FACTS

- Location – Albuquerque, N.M.
- Founded – 1889
- Enrollment – 25,015
- Colors – Cherry and Silver
- Nickname – Lobos
- Conference – Mountain West
- Arena – Dreamstyle Arena – The Pit (15,411)
- President – Dr. Garnett Stokes
- Director of Athletics – Eddie Nuñez

COACHING STAFF

- Head Coach – Richard Pitino
- School Record – First year
- Career Record – 159-137
- Record vs USU – 0-0
- Assistants – Andy Hill, Isaac Chew, Eric Brown

TEAM/PLAYER INFO

- Series vs USU – Utah State leads 29-12
- 2020-21 Record – 6-16
- MW Record/Finish – 2-15/11th
- Postseason – N/A
- Lettermen Returning/Lost – 5/4
- Starters Returning/Lost – 2/3

MEDIA RELATIONS

- SID – Steve Kirkland
- Office Phone – N/A
- Cell Phone – (434) 825-5241
- Email – kirkland@unm.edu
- Website – GoLobos.com
- Twitter – @UNMLoboMBB

FRESNO STATE

Jan. 18 • Fresno, California
Save Mart Center



QUICK FACTS

- Location – Fresno, Calif.
- Founded – 1911
- Enrollment – 25,341
- Colors – Red and Blue
- Nickname – Bulldogs
- Conference – Mountain West
- Arena – Save Mart Center (15,596)
- President – Saúl Jiménez-Sandoval
- Director of Athletics – Terry Tumey

COACHING STAFF

- Head Coach – Justin Hutson
- School Record – 46-40
- Career Record – 46-40
- Record vs USU – 1-6
- Assistants – Tarvish Felton, Keith Brown, Tim Shelton

TEAM/PLAYER INFO

- Series vs USU – Utah State leads 41-25
- 2020-21 Record – 12-12
- MW Record/Finish – 9-11/6th
- Postseason – N/A
- Lettermen Returning/Lost – 10/2
- Starters Returning/Lost – 5/0

MEDIA RELATIONS

- SID – Stephen Trembley
- Office Phone – (559) 278-6178
- Cell Phone – (559) 270-4291
- Email – strembley@csufresno.edu
- Website – gobulldogs.com
- Twitter – @FresnoStateMBB

QUICK FACTS

OUTLOOK

AGGIE BIOS

COACHES

OPPONENTS

SEASON REVIEW

RECORDS

UNIVERSITY

SAN DIEGO STATE

Jan. 25 • Logan, Utah
Feb. 15 • San Diego, California



QUICK FACTS

- Location – San Diego, Calif.
- Founded – 1897
- Enrollment – 35,578
- Colors – Scarlet and Black
- Nickname – Aztecs
- Conference – Mountain West
- Arena – Viejas Arena (12,414)
- President – Dr. Adela de la Torre
- Director of Athletics – John David Wicker

COACHING STAFF

- Head Coach – Brian Dutcher
- School Record – 96-31
- Career Record – Same
- Record vs USU – 5-5
- Assistants – Chris Acker, David Velasquez, Jaydee Luster

TEAM/PLAYER INFO

- Series vs USU – San Diego State leads 14-8
- 2020-21 Record – 23-5
- MW Record/Finish – 14-3/1st
- Postseason – NCAA First Round
- Lettermen Returning/Lost – 7/2
- Starters Returning/Lost – 2/3

MEDIA RELATIONS

- SID – Richard Stern
- Office Phone – (619) 594-5548
- Cell Phone – (408) 318-8111
- Email – rstern@sdsu.edu
- Website – GoAztecs.com
- Twitter – @Aztecs_MBB

NEVADA

Jan. 29 • Reno, Nevada
Feb. 12 • Logan, Utah



QUICK FACTS

- Location – Reno, Nev.
- Founded – 1874
- Enrollment – 20,718
- Colors – Navy Blue and Silver
- Nickname – Wolf Pack
- Conference – Mountain West
- Arena – Lawlor Events Center (11,536)
- President – Brian Sandoval
- Director of Athletics – Doug Knuth

COACHING STAFF

- Head Coach – Steve Alford
- School Record – 35-22
- Career Record – 622-320
- Record vs USU – 0-3
- Assistants – Craig Neal, Kory Barnett, Bil Duany

TEAM/PLAYER INFO

- Series vs USU – Utah State leads 40-22
- 2020-21 Record – 16-10
- MW Record/Finish – 10-7/5th
- Postseason – N/A
- Lettermen Returning/Lost – 8/3
- Starters Returning/Lost – 4/1

MEDIA RELATIONS

- SID – Aaron Juarez
- Office Phone – N/A
- Cell Phone – 208-982-0040
- Email – aaronjuarez@unr.edu
- Website – nevadawolfpack.com
- Twitter – @NevadaHoops

UNLV

Feb. 5 - Logan, Utah
Dee Glen Smith Spectrum



QUICK FACTS

- Location – Las Vegas, Nev.
- Founded – 1957
- Enrollment – 31,142
- Colors – Scarlet and Gray
- Nickname – Rebels
- Conference – Mountain West
- Arena – Thomas & Mack Center (18,000)
- President – Keith E. Whitfield
- Director of Athletics – Desiree Reed-Francois

COACHING STAFF

- Head Coach – Kevin Kruger
- School Record – First Year
- Career Record – First Year
- Record vs USU – 0-0
- Assistants – Tim Buckley, Carlin Hartman, Brandon Chappell

TEAM/PLAYER INFO

- Series vs USU – UNLV leads 34-11
- 2020-21 Record – 17-15
- MW Record/Finish – 8-10/7th
- Postseason – N/A
- Lettermen Returning/Lost – 2/7
- Starters Returning/Lost – 1/4

MEDIA RELATIONS

- SID – Andy Grossman
- Office Phone – (702) 895-3995
- Cell Phone – (702) 630-3949
- Email – andy.grossman@unlv.edu
- Website – unlvrebels.com
- Twitter – @TheRunninRebels



57

A young man with light brown hair, wearing a white Utah State basketball jersey with the number 2, is shown in a dynamic pose, likely during a game. He is looking off to the side with a focused expression. The jersey features the Utah State logo and the text "UTAH STATE". The background is blurred, showing the colors of a gymnasium.



TOURNAMENT HISTORY



QUICK FACTS

OUTLOOK

AGGIE BIOS

COACHES

OPPONENTS

SEASON REVIEW

RECORDS

UNIVERSITY

USU'S BIG WEST TOURNAMENT RESULTS

1979	(2nd Seed)		Round
W	85-78	San Jose State	Quarterfinals
W	81-74	Fresno State	Semifinals
L	73-82	Pacific	Championship
1980	(1st Seed)		Round
L	68-94	San Jose State	Quarterfinals
1981	(5th Seed)		Round
W	93-90	UC Irvine	Quarterfinals
L	57-71	Fresno State	Semifinals
1982	(7th Seed)		Round
L	64-90	UC Irvine	Quarterfinals
1983	(3rd Seed)		Round
L	66-80	San Jose State	Quarterfinals
1984	(4th Seed)		Round
W	79-77	New Mexico State	Quarterfinals
L	78-91	Nevada-Las Vegas	Semifinals
1985	(4th Seed)		Round
L	56-92	San Jose State	Quarterfinals
1986	(6th Seed)		Round
L	71-74	New Mexico State	Quarterfinals
1987	(7th Seed)		Round
L	79-87	UC Santa Barbara	Quarterfinals
1988	(2nd Seed)		Round
W	80-72	San Jose State	Quarterfinals
W	73-66	UC Santa Barbara	Semifinals
W	86-79	UC Irvine	Championship
1989	(5th Seed)		Round
L	86-87	Cal State Fullerton (OT)	Quarterfinals
1990	(5th Seed)		Round
L	68-86	Long Beach State	Quarterfinals
1991	(4th Seed)		Round
L	76-80	UC Santa Barbara	Quarterfinals
1992	(5th Seed)		Round
L	69-86	Pacific	Quarterfinals
1993	(7th Seed)		Round
L	86-104	Nevada-Las Vegas	Quarterfinals
1994	(2nd Seed)		Round
L	68-78	UC Irvine	Quarterfinals
1995	(1st Seed)		Round
L	72-76	UC Irvine	Quarterfinals
1996	(4th Seed)		Round
W	70-65	Nevada	Quarterfinals
W	86-73	Long Beach State	Semifinals
L	75-76	San Jose State (OT)	Championship
1997	(2nd Seed East)		Round
W	81-66	UC Santa Barbara	Quarterfinals
L	54-71	Pacific	Semifinals
1998	(1st Seed East)		Round
W	69-61	Long Beach State	Quarterfinals
W	65-56	Cal State Fullerton	Semifinals
W	78-63	Pacific	Championship
1999	(4th Seed East)		Round
L	74-75	UC Santa Barbara	Quarterfinals
2000	(1st Seed East)		Round
W	64-41	Pacific	Quarterfinals
W	69-64	Nevada	Semifinals
W	71-66	New Mexico State	Championship
2001	(2nd Seed)		Round
W	74-43	Cal State Fullerton	Quarterfinals
W	67-48	Boise State	Semifinals
W	50-38	Pacific	Championship
2002	(1st Seed)		Round
W	61-41	Idaho	Quarterfinals
W	69-65	Pacific	Semifinals
L	56-60	UC Santa Barbara	Championship
2003	(3rd Seed)		Round
W	89-83 ot	Cal State Fullerton	Quarterfinals
W	62-55	UC Irvine	Semifinals
W	57-54	Cal Poly	Championship
2004	(1st Seed)		Round
L	62-63	Cal State Northridge	Semifinals
2005	(2nd Seed)		Round
W	84-77	Cal State Fullerton	Semifinals
W	65-52	Pacific	Championship

USU'S WAC TOURNAMENT RESULTS

2006	(2nd Seed)		Round
W	76-69	San Jose State	Quarterfinals
W	68-64	Louisiana Tech	Semifinals
L	63-70 ot	Nevada	Championship
2007	(4th Seed)		Round
W	73-70	Hawai'i	Quarterfinals
W	79-77	Nevada	Semifinals
L	70-72	New Mexico State	Championship
2008	(1st Seed)		Round
W	81-65	San Jose State	Quarterfinals
L	78-88	Boise State	Semifinals

2009	(1st Seed)		Round
W	85-68	Fresno State	Quarterfinals
W	71-70	New Mexico State	Semifinals
W	72-62	Nevada	Championship
2010	(1st Seed)		Round
W	84-60	Boise State	Quarterfinals
W	85-55	Louisiana Tech	Semifinals
L	63-69	New Mexico State	Championship
2011	(1st Seed)		Round
W	58-54	San Jose State	Semifinals
W	77-69	Boise State	Championship
2012	(4th Seed)		Round
L	70-72	Louisiana Tech	Quarterfinals
2013	(5th Seed)		Round
L	78-83	UT Arlington	Quarterfinals

USU'S MOUNTAIN WEST TOURNAMENT RESULTS

2014	(8th Seed)		Round
W	73-69	Colorado State	Quarterfinals
L	39-73	San Diego State	Round
2015	(5th Seed)		Round
L	65-67	Wyoming	Quarterfinals
2016	(9th Seed)		Round
W	88-70	Wyoming	Quarterfinals
L	65-71	San Diego State	Round
2017	(8th Seed)		Round
W	90-64	San José State	Quarterfinals
L	69-83	Nevada	Round
2018	(7th Seed)		Round
W	76-65	Colorado State	Quarterfinals
W	78-75	Boise State	Semifinals
L	68-83	New Mexico	Round
2019	(2nd Seed)		Round
W	91-83	New Mexico	Quarterfinals
W	85-60	Fresno State	Semifinals
W	64-57	San Diego State	Championship
2020	(2nd Seed)		Round
W	75-70	New Mexico	Quarterfinals
W	89-82	Wyoming	Semifinals
W	59-56	San Diego State	Championship
2021	(2nd Seed)		Round
W	74-53	UNLV	Quarterfinals
W	62-50	Colorado State	Semifinals
L	57-68	San Diego State	Championship

USU BY ROUND

Overall: 51-33
First Round: 23-20
Semifinal: 17-6
Championship: 10-7

USU VS. THE FIELD

Boise State	4-1	New Mexico State	3-3
Cal Poly	1-0	Nevada	4-2
CS Fullerton	4-1	UNLV	1-2
CS Northridge	0-1	Pacific	5-3
Colorado State	3-0	San Diego State	2-3
Fresno State	3-1	San Jose State	6-4
Hawai'i	1-0	UC Irvine	3-3
Idaho	1-0	UC Santa Barbara	2-4
Long Beach State	2-1	UT Arlington	0-1
Louisiana Tech	2-1	Wyoming	2-1
New Mexico	2-1	Overall	51-33

USU ALL-TOURNAMENT SELECTIONS

1979 — Keith McDonald, Dean Hunger
1981 — Brian Jackson
1988 — Dan Conway, Kevin Nixon
1996 — Antwan Smith, Justin Jones, Silas Mills
1997 — Marcus Saxon
1998 — Marcus Saxon (MVP), Kevin Rice, Donnie Johnson
2000 — Shawn Daniels (Co-MVP), Troy Rolle (Co-MVP)
2001 — Bernard Rock (MVP), Shawn Daniels, Curtis Bobb
2002 — Tony Brown, Desmond Penigar
2003 — Desmond Penigar (MVP), Mark Brown, Cardell Butler
2005 — Jaycee Carroll (MVP), Nate Harris, Spencer Nelson
2006 — Nate Harris
2007 — Jaycee Carroll, Chaz Spicer
2008 — Jaycee Carroll
2009 — Gary Wilkinson (MVP), Jared Quayle, Tai Wesley
2010 — Jared Quayle, Tai Wesley
2011 — Brockeith Pane (MVP), Nate Bendall, Tai Wesley
2019 — Sam Merrill (MVP), Neemias Queta
2020 — Sam Merrill (MVP), Neemias Queta
2021 — Neemias Queta, Justin Bean



TOURNAMENT HISTORY



NCAA TOURNAMENT RESULTS

1939 (18-6) • First Round • Western Region

L	39-50	Oklahoma	San Francisco, Calif.
W	51-49	Texas	San Francisco, Calif.

1962 (22-7) • Regional Semifinals • West Region

W	78-73	Arizona State	Corvallis, Ore.
L	62-73	UCLA	Provo, Utah
L	71-75	Pepperdine	Provo, Utah

1963 (20-7) • First Round • West Region

L	75-79 (OT)	Arizona State	Eugene, Ore.
---	------------	---------------	--------------

1964 (21-8) • Regional Semifinals • West Region

W	92-90	Arizona State	Eugene, Ore.
L	58-64	San Francisco	Corvallis, Ore.
L	78-88	Seattle	Corvallis, Ore.

1970 (22-7) • Regional Finals • West Region

W	91-81	Texas-El Paso	Provo, Utah
W	69-68	Santa Clara	Seattle, Wash.
L	79-101	UCLA	Seattle, Wash.

1971 (20-7) • First Round • West Region

L	82-91	Brigham Young	Logan, Utah
---	-------	---------------	-------------

1975 (21-6) • First Round • West Region

L	63-69	Montana	Pullman, Wash.
---	-------	---------	----------------

1979 (19-11) • First Round • West Region

L	67-86	So. California	Los Angeles, Calif.
---	-------	----------------	---------------------

1980 (19-8) • First Round • West Region (11th seed)

L	73-76	Clemson	Ogden, Utah
---	-------	---------	-------------

1983 (20-9) • First Round • Midwest Region (10th seed)

L	59-64	Iowa	Louisville, Ky.
---	-------	------	-----------------

1988 (21-10) • First Round • Midwest Region (10th seed)

L	77-80	Vanderbilt	Lincoln, Neb.
---	-------	------------	---------------

1998 (25-8) • First Round • West Region (12th seed)

L	68-82	Maryland	Sacramento, Calif.
---	-------	----------	--------------------

2000 (28-6) • First Round • South Region (12th seed)

L	67-75	Connecticut	Birmingham, Ala.
---	-------	-------------	------------------

2001 (28-6) • Second Round • East Region (12th seed)

W	77-68 (OT)	Ohio State	Greensboro, N.C.
L	50-75	UCLA	Greensboro, N.C.

2003 (24-9) • First Round • West Region (15th seed)

L	61-64	Kansas	Oklahoma City, Okla.
---	-------	--------	----------------------

2005 (24-8) • First Round • Chicago Region (14th seed)

L	53-66	Arizona	Boise, Idaho
---	-------	---------	--------------

2006 (23-9) • First Round • Washington, D.C. Region (12th seed)

L	61-75	Washington	San Diego, Calif.
---	-------	------------	-------------------

2009 (30-5) • First Round • West Region (11th seed)

L	57-58	Marquette	Boise, Idaho
---	-------	-----------	--------------

2010 (27-8) • First Round • South Region (12th seed)

L	53-69	Texas A&M	Spokane, Wash.
---	-------	-----------	----------------

2011 (30-4) • First Round • Southeast Region (12th seed)

L	68-73	Kansas State	Tucson, Ariz.
---	-------	--------------	---------------

2019 (28-8) • First Round • Midwest Region (8th seed)

L	61-78	Washington	Columbus, Ohio
---	-------	------------	----------------

2020 (26-8) • NCAA Tournament canceled because of COVID-19 pandemic

2021 (20-9) • First Round • South Region (11th seed)

L	53-65	Texas Tech	Bloomington, Ind.
---	-------	------------	-------------------

NIT TOURNAMENT RESULTS

1960 (24-5)

W	73-72 (OT)	Villanova	New York, N.Y.
L	62-68	Providence	New York, N.Y.
W	99-83	St. Bonaventure	New York, N.Y.

1967 (20-6)

L	76-78	Rutgers	New York, N.Y.
---	-------	---------	----------------

1978 (21-7)

L	66-67	at Nebraska	Lincoln, Neb.
---	-------	-------------	---------------

1984 (19-11)

L	92-94	Southwestern Louisiana	Logan, Utah
---	-------	------------------------	-------------

1995 (21-8)

L	87-93 (OT)	Illinois State	Logan, Utah
---	------------	----------------	-------------

2002 (23-8)

L	69-77	Montana State	Logan, Utah
---	-------	---------------	-------------

2004 (25-4)

L	74-85	Hawai'i	Logan, Utah
---	-------	---------	-------------

2007 (23-12)

L	58-68	Michigan	Ann Arbor, Mich.
---	-------	----------	------------------

2008 (24-11)

L	57-61	Illinois State	Normal, Ill.
---	-------	----------------	--------------

CIT TOURNAMENT RESULTS

2012 (21-16)

W	75-69	CS Bakersfield	Logan, Utah
W	76-56	Idaho	Logan, Utah
W	77-69	Loyola Marymount	Logan, Utah
W	105-81	Oakland	Logan, Utah
L	67-70	Mercer	Logan, Utah

NCAA Tournament: 6-24 (22 years)

NIT Tournament: 2-9 (9 years)

CIT Tournament: 4-1 (1 year)

Total Postseason: 12-32 (30 years)



POSTSEASON TOURNAMENT RECORDS

INDIVIDUAL

Points	38
Rebounds	18
Assists	10
Turnovers	8
Blocks	9
Steals	4
Minutes Played	43
Field Goal %	1.000 (9-9)
3 Field Goal %	1.000 (5-5)
Free Throw %	1.000 (6-6)
Field Goals Made	14
Field Goals Att.	35
Three-Point FG	7
3 Field Goals Att.	15
Free Throws	13
Free Throws Att.	15

OPPONENT

Wayne Estes	Arizona State (1964)
Alan Parrish	Rutgers (3/11/67)
Sam Merrill	San José State (3/8/17)
Tony Brown	Montana St. (3/12/02)
Kevin McDonald	So. Calif. (3/9/79)
Neemias Queta	Colorado State (3/12/21)
Dion Bailey	Ohio State (3/15/01)
Kevin Nixon	Vanderbilt (3/18/88)
Corwin Woodard	Illinois State (3/16/95)
Ron Ence	SW La. (3/14/84)
Koby McEwen	San José State (3/8/17)
Sam Merrill	Wyoming (3/6/20)
Neemias Queta	Colorado State (3/12/21)
Neemias Queta	San Diego State (3/16/19)
Sam Merrill	Washington (3/22/19)
Alphonso Anderson	Wyoming (3/6/20)
Sam Merrill	Fresno State (3/15/19)
Six times	
Marvin Roberts	UCLA (3/14/70)
Nate Williams	UTEP (3/7/70)
Wayne Estes	Arizona State (1964)
Marvin Roberts	UCLA (3/14/70)
Sam Merrill	Boise State (3/8/18)
Sam Merrill	San Diego State (3/7/20)
Preston Medlin	Loyola Marymont (3/21/12)
Cornell Green	Villanova (3/12/60)

TEAM

Points	105
Rebounds	62
Fouls	29
Assists	26
Turnovers	24
Blocks	11
Steals	12
Field Goals	39
Field Goals Attempted	91
Three-Point Field Goals	14
3 Field Goals Att.	31
Free Throws	35
Free Throws Att.	45
Field Goal Pct.	.650 (39-60)
3 Field Goal Pct.	.750 (12-16)
Free Throw %	.917 (11-12)

OPPONENT


Oakland (3/28/12)
St. Bonaventure (3/19/60)
BYU (3/13/71)
Oakland (3/28/12)
New Mexico (3/14/19)
Colorado State (3/12/21)
Ohio State (3/15/01)
St. Bonaventure (3/19/60)
Southwestern Louisiana (3/14/84)
UCLA (3/14/70)
Boise State (3/8/18)
Fresno State (3/15/19)
New Mexico (3/14/19)
New Mexico (3/14/19)
Southwestern Louisiana (3/14/84)
Oakland (3/28/12)
Connecticut (3/17/00)



Ron Ence set the USU tournament record for field goal percentage, making all nine of his attempts against Southwest Louisiana in the 1984 NIT game.



Corwin Woodard established USU tournament records for 3-pointers attempted (13) and minutes played (43) against Illinois State in the 1995 NIT.



Marvin Roberts holds a pair of USU tournament records in field goals made (14) and field goals attempted (35).

UTAH STATE™

QUICK FACTS

OUTLOOK

AGGIE BIOS

COACHES

OPPONENTS

SEASON REVIEW

RECORDS

UNIVERSITY



RESULTS VS. ALL-TIME OPPONENTS



QUICK FACTS

OUTLOOK

AGGIE BIOS

COACHES

OPPONENTS

SEASON REVIEW

RECORDS

UNIVERSITY

USU OLDEST RIVALS

Opponent	First Game	GP
1. BYU	1905-06	237
2. Utah	1908-09	224
3. Montana St.	1913-14	119
4. Colorado St.	1937-38	106
5. Denver	1922-23	94
6. San José St.	1935-36	88
7. Wyoming	1925-26	83
8. Weber St.	1970-71	72
9. Pacific	1951-52	68
10. New Mexico St.	1960-61	66
11. UCSB	1970-71	65
12. Fresno St.	1963-64	66
13. UC Irvine	1978-79	62
14. Nevada	1935-36	62
15. CS Fullerton	1972-73	57
16. Long Beach St.	1978-79	55
17. Idaho St.	1942-43	52
18. Boise St.	1973-74	52
19. Idaho	1945-46	51
20. UNLV	1982-83	45

38TH INFANTRY (1-0)

1929-1930	W	60-9
-----------	---	------

ADAMS STATE (1-0)

H: 1-0		
11/17/15	H	W 83-68

AIR FORCE (21-6)

H: 12-0; A: 9-6		
1962-1963	A	L 65-66
01/10/64	H	W 83-73
02/23/70	H	W 80-78
01/30/71	A	L 72-76
02/17/73	A	W 84-58
02/16/74	H	W 78-64
01/18/75	A	W 81-67
02/14/76	H	W 71-63
02/12/77	A	W 74-69
01/28/78	H	W 80-70
12/21/90	A	W 64-63
12/30/00	H	W 59-50
01/01/14	A	L 72-73
01/17/15	H	W 71-59
02/28/15	A	W 74-60
01/12/16	H	W 79-60
03/01/16	A	W 78-65
12/31/16	A	L 73-78
02/25/17	H	W 89-58
01/24/18	H	W 71-49
02/24/18	A	L 65-75
01/05/19	H	W 79-61
02/16/19	A	W 76-62
01/07/20	A	L 60-79
01/21/20	H	W 72-47
12/31/20	A	W 83-48
01/02/21	A	W 72-53

ALABAMA STATE (1-0)

H: 1-0		
12/15/18	H	W 86-48

ALBANY (1-0)

H: 1-0		
12/29/00	H	W 88-43

AMERICAN INSTITUTE (1-0)

1946-1947	W	58-40
-----------	---	-------

AMERICAN (2-0)

H: 1-0; A: 1-0		
02/29/64	A	W 125-100
01/04/68	H	W 94-78

ARIZONA (3-1)

H: 2-0; A: 1-0; N: 0-1		
1958-1959	H	W 83-57
1961-1962	A	W 67-54
12/21/63	H	W 64-60
03/17/05	N	L 53-66

ARIZONA STATE (8-6)

H: 3-1; A: 5-4; N: 0-1		
1961-1962	A	W 78-73
1962-1963	A	L 75-79
03/10/64	A	W 92-90
12/29/64	A	W 98-96
01/23/65	A	L 93-99
12/13/65	H	W 88-81
12/30/65	A	W 83-77
02/11/67	A	W 90-59
02/10/68	H	W 96-80
01/18/69	A	L 91-108
01/16/70	H	W 112-102
12/29/73	A	L 72-76
03/01/77	H	L 71-78
11/21/18	N	L 82-87

ARKANSAS (1-0)

H: 1-0		
12/27/71	H	W 95-94*

ARKANSAS-LITTLE ROCK (1-0)

H: 1-0		
12/29/05	H	W 76-44

ARKANSAS STATE (1-0)

H: 1-0		
12/27/02	H	W 72-54

ARMOUR CREAMERY (1-0)

1930-1931	W	82-18
-----------	---	-------

ARMSTRONG (1-0)

1942-1943	W	63-43
-----------	---	-------

AUGUSTANA COLLEGE (1-0)

H: 1-0		
12/01/71	H	W 100-71

AUSTIN PEAY (1-1)

H: 1-0; N: 0-1		
11/19/00	N	L 76-80*
11/20/07	H	W 71-68

BAYLOR (1-0)

1954-1955	W	80-61
-----------	---	-------

BCH (1-0)

1913-1914	W	43-10
-----------	---	-------

BINGHAM (1-0)

1917-1918	W	48-30
-----------	---	-------

BINGHAMTON (1-0)

H: 1-0		
12/30/05	H	W 81-47

BOISE STATE (34-18)

H: 20-3; A: 10-14; N: 4-1		
03/02/74	H	W 83-67
12/02/74	A	L 87-96
01/13/74	H	W 102-87
12/07/76	H	W 92-68
01/21/78	A	W 80-73
12/09/78	H	W 84-75
11/28/89	H	W 54-45
12/08/90	A	L 77-89
11/26/94	A	L 68-81
01/02/95	H	W 66-61
01/09/97	A	W 73-60*
02/22/97	H	W 58-41
01/22/98	H	W 70-41
02/21/98	A	L 49-57
01/21/99	A	W 58-52
02/20/99	H	W 63-62
01/27/00	A	W 75-68
03/04/00	H	W 74-62
01/20/01	H	W 82-64
02/24/01	A	L 77-78*
03/09/01	N	W 67-48
01/12/06	H	W 75-69
02/23/06	A	W 64-62
01/04/07	A	L 66-77
01/18/07	H	W 80-79
01/17/08	H	W 82-78

03/06/08	A	W 88-69
03/14/08	N	L 78-88
01/17/09	H	W 79-65
02/14/09	A	L 56-66
01/16/10	H	W 81-59
02/11/10	A	W 72-67
03/11/10	N	W 84-60
01/13/11	A	W 68-59
02/05/11	H	W 77-49
03/12/11	N	W 77-69
01/18/14	A	L 74-78
02/08/14	H	W 76-70
01/03/15	A	W 62-61
02/03/15	H	L 63-68
01/05/16	H	L 61-76
02/02/16	A	L 67-70
12/28/16	H	L 80-83
02/04/17	A	L 70-72
01/17/18	A	L 67-71
02/10/18	H	W 71-65
03/08/18	N	W 78-75
02/23/19	A	W 78-71*
01/18/20	A	L 83-88*
02/08/20	H	W 70-61
02/17/21	A	L 70-79
02/19/21	A	L 77-81

BOSTON COLLEGE (0-1)

N: 0-1		
12/30/64	N	L 118-120*

BOWLING GREEN (1-0)

A: 1-0		
12/28/70	A	W 65-62

BOX ELDER HS (2-0)

1916-1917	W	50-19
1916-1917	W	38-35

BRADLEY (1-2)

H: 1-0; A: 0-1		
1946-1947	L	53-72
12/23/63	H	W 95-90
12/17/64	A	L 69-75

BYU COLLEGE (14-16)

1903-1904	L	4-35
1905-1906	L	9-23
1905-1906	W	10-6
1906-1907	L	4-11
1906-1907	L	14-65
1907-1908	L	7-40
1907-1908	L	11-32
1907-1908	L	18-27
1908-1909	L	18-42
1908-1909	L	13-58
1909-1910	W	26-16
1909-1910	W	29-21
1910-1911	W	45-25
1911-1912	L	13-24
1911-1912	L	14-35
1912-1913	W	35-30
1913-1914	L	17-21
1913-1914	W	39-29
1914-1915	L	26-38
1914-1915	W	28-4
1915-1916	L	20-23
1915-1916	W	21-18
1916-1917	W	35-20
1916-1917	L	25-28
1917-1918	W	36-16
1917-1918	W	29-21
1918-1919	W	50-20
1918-1919	W	48-23
1919-1920	W	74-29
1920-1921	L	23-25

BRIGHAM YOUNG (92-145)

H: 58-56; A: 34-85; N: 0-4		
02/23/06	H	L 14-21
03/03/06	A	L 11-19
02/16/07	A	L 11-44
03/01/07	H	L 12-23
01/18/08	H	L 16-29
02/02/08	A	L 19-43

02/06/09	A	L 11-37
02/26/09	H	L 13-37
01/15/10	H	L 20-46
02/18/10	A	L 31-47
02/04/11	H	L 19-29
02/18/11	A	L 21-37
02/03/12	A	L 17-36
02/09/12	H	L 16-37
02/15/13	H	L 23-33
03/01/13	A	W 29-20
02/21/14	A	L 21-41
03/06/14	H	L 19-38
02/13/15	A	L 21-29
02/26/15	H	L 23-31
02/12/16	A	L 17-42
02/26/16	H	W 37-23
02/17/17	A	L 22-43
03/08/17	H	L 27-34
03/01/19	A	W 26-23
01/31/20	H	W 55-27
02/05/21	H	W 45-43
02/26/21	A	L 28-30
02/11/22	A	L 22-39
03/03/22	H	W 36-34
02/02/23	H	W 55-19
02/03/23	H	W 36-30*
02/23/23	A	W 23-22
02/24/23	A	L 26-37
02/08/24	A	W 43-36
02/09/24	A	L 21-38
02/22/24	H	L 27-30
02/23/24	H	L 25-32
01/23/25	H	L 26-29
01/24/25	H	W 42-22
02/13/25	A	L 36-48
02/14/25	A	L 23-24
01/29/26	A	W 49-31
01/30/26	A	L 32-35
02/26/26	A	L 43-52
02/27/26	A	W 36-34
01/21/27	H	W 50-48
01/22/27	H	W 62-34
03/04/27	A	W 44-38
03/05/27	A	W 42-35
02/01/28	A	W 52-41
02/01/28	A	W 48-42
02/10/28	H	L 34-49
02/11/28	H	W 39-31
02/01/29	H	L 45-53
02/02/29	H	L 34-46
03/01/29	A	L 45-49
03/02/29	A	W 52-50
01/17/30	A	W 39-37
01/18/30	A	L 37-53
02/14/30	H	L 36-49
02/15/30	H	W 55-41
01/30/31	H	W 61-59
01/31/31	H	L 39-45
02/20/31	A	L 51-61
02/21/31	A	L 40-53
01/22/32	A	W 47-45*
01/23/32	A	L 37-40
02/26/32	H	L 32-39
02/27/32	H	L 50-63
01/27/33	H	W 40-33
01/28/33	H	L 44-59
02/24/33	A	L 30-37
02/25/33	A	L 36-48
01/12/34	A	L 34-57
01/13/34	A	L 35-42
02/16/34	H	L 37-48
02/17/34	H	W 4



RESULTS VS. ALL-TIME OPPONENTS



01/08/77	A	L	77-85
12/21/77	H	W	91-89
01/07/78	A	L	84-85**
12/06/78	A	L	80-99
01/06/79	H	W	84-68
12/22/79	H	L	84-89
01/12/80	A	L	83-84
12/06/80	H	L	79-82
12/27/80	A	L	89-104
12/08/81	H	L	43-51
12/26/81	A	W	79-74
11/30/82	A	W	75-69
12/14/82	H	W	80-68
11/26/83	H	W	90-78
12/09/83	A	W	83-81
12/04/84	A	W	97-93
12/11/84	H	W	92-91*
12/03/85	H	W	82-80
12/10/85	A	W	88-76
12/03/86	A	L	86-100
12/16/86	H	L	93-97
12/01/87	H	L	92-96
12/19/87	A	L	112-121*
12/17/88	A	L	85-96
12/21/88	H	L	72-74
11/30/89	H	L	65-71
12/12/89	A	L	68-69
11/24/90	A	L	94-98
12/01/90	H	L	58-63
11/26/91	H	L	66-82
12/13/91	A	L	77-93
12/04/92	H	L	83-93
12/18/92	A	L	65-89
12/14/93	A	L	65-78
12/01/94	H	W	83-59
12/05/95	A	L	52-76
12/10/96	A	L	61-64
11/29/97	H	W	72-69
01/02/99	A	L	59-61
01/08/00	H	L	73-82
12/16/00	A	L	67-69
12/01/01	H	W	90-81*
12/14/02	A	L	56-66
12/23/03	H	W	76-74
12/01/04	H	W	71-57
12/18/04	A	W	84-62
12/22/05	H	W	91-80
12/16/06	A	L	62-75
12/06/08	N	L	63-68
12/02/09	H	W	71-61
11/17/10	A	L	72-78
11/11/11	H	W	69-62
02/19/13	A	L	68-70
11/30/13	N	L	74-85
12/02/14	H	L	81-91
12/09/15	A	L	68-80
11/30/16	N	L	63-77
12/02/17	H	L	66-75
12/05/18	A	L	80-95
12/14/19	N	L	64-68
12/05/20	H	L	64-67

BYU-HAWAII (2-0)

H: 2-0			
12/06/89	H	W	85-70
12/21/91	H	W	78-74

BYU-IDAHO (2-0)

1918-1919	W	58-23
1942-1943	W	74-53

BUTLER (2-0)

H: 1-0; A: 1-0			
1962-1963	A	W	80-74
12/04/64	H	W	88-84

CACHE ALL-STARS (4-0)

1912-1913	W	75-22
1936-1937	W	32-30
1937-1938	W	73-57
1942-1943	W	85-53

CACHE COACHES (1-0)

1944-1945	W	50-38
-----------	---	-------

CAL POLY (16-2)

H: 9-0; A: 6-2; N: 1-0			
02/21/95	H	W	106-53
01/30/97	H	W	85-74
01/15/98	A	W	91-88
01/14/99	H	W	97-73
01/22/00	A	W	74-62
01/04/01	A	W	82-69
03/03/01	H	W	82-55
01/03/02	A	L	58-61
02/02/02	H	W	85-53
01/09/03	H	W	81-67
02/08/03	A	W	64-63
03/15/03	N	W	57-54
01/10/04	A	W	69-63
02/05/04	H	W	57-43
01/08/05	H	W	76-65
02/03/05	A	W	81-57
11/15/07	A	L	69-83
11/29/08	H	W	97-57

CSU BAKERSFIELD (8-0)

H: 6-0; A: 2-0			
01/04/77	H	W	110-89
12/30/06	H	W	65-49
12/08/07	A	W	88-66
02/18/09	H	W	78-57
12/16/09	A	W	68-51
12/11/10	H	W	77-58
03/14/12	H	W	75-69
12/18/14	H	W	57-56

CS FULLERTON (40-17)

H: 25-2; A: 12-14; N: 3-1			
12/23/72	H	W	115-60
02/01/79	H	W	85-70
02/10/79	A	W	66-64
01/31/80	H	L	88-96
02/09/80	A	W	69-67
01/24/81	A	W	68-67
02/19/81	H	W	77-73
02/06/82	H	L	68-72
02/13/82	A	L	63-66
02/17/83	H	W	67-59
02/26/83	A	L	71-75
01/05/84	A	L	65-82
02/04/84	H	W	71-66
01/12/85	A	L	72-73
02/14/85	H	W	73-63
01/09/86	H	W	82-76*
02/13/86	A	W	74-68
01/22/87	H	W	96-95*
02/19/87	A	L	71-94
01/21/88	H	W	75-72
02/20/88	A	L	77-80
01/21/89	A	L	87-96
02/16/89	H	W	90-80
03/09/89	N	L	86-87
01/06/90	H	W	83-82*
02/03/90	A	L	77-88
01/07/91	A	L	91-93
01/31/91	H	W	74-63
01/11/92	H	W	89-72
02/06/92	A	L	99-111*
01/09/93	A	L	71-91
02/04/93	H	W	86-61
01/15/94	H	W	59-50
02/12/94	A	W	59-52
01/14/95	A	W	84-73
02/11/95	H	W	103-71
01/25/96	H	W	73-49
02/24/96	A	W	66-53
01/23/97	A	W	91-80
02/07/98	H	W	69-44
03/07/98	N	W	65-56
02/04/99	A	L	78-88
01/13/00	H	W	82-70
02/02/01	A	W	76-52
02/10/01	H	W	58-46
03/08/01	N	W	74-43
01/19/02	A	L	51-65
02/14/02	H	W	60-45
01/25/03	H	W	61-60
02/20/03	A	W	62-41
03/13/03	A	W	89-83*

01/22/04	A	W	57-49
02/21/04	H	W	87-61
01/20/05	H	W	84-60
02/19/05	A	L	60-64
03/11/05	N	W	84-77
12/22/09	H	W	83-60

CS LOS ANGELES (3-1)

H: 2-0; A: 1-0			
1951-1952		L	58-60
1960-1961	H	W	110-88
1961-1962	A	W	72-67
01/05/70	H	W	99-86

CS NORTHRIDGE (10-3)

H: 8-0; A: 2-2; N: 0-1			
01/06/77	H	W	74-63
11/27/82	H	W	100-63
11/26/84	H	W	100-77
12/02/89	H	W	95-78
12/20/01	H	W	73-56
03/02/02	A	L	51-55
02/02/03	A	W	59-44
03/06/03	H	W	69-58
01/17/04	H	W	83-57
02/12/04	A	W	69-47
03/12/04	N	L	62-63
01/15/05	A	L	67-70
02/10/05	H	W	77-57

CS STANISLAUS (1-0)

H: 1-0			
01/25/77	H	W	97-62

CALIFORNIA (5-5)

H: 1-0; A: 1-0			
1931-1932	W	39-27	
1931-1932	W	33-20	
1931-1932	L	21-30	
1933-1934	L	31-49	
1938-1939	L	35-42	
1939-1940	W	43-33	
1940-1941	L	43-47	
1948-1949	L	57-72	
01/24/70	A	W	68-63*
01/31/72	H	W	96-87

CCNY (0-1)

1947-1948	L	46-82
-----------	---	-------

CENTENARY (3-1)

H: 2-0; A: 0-1; N: 1-0			
12/07/65	H	W	89-73
12/29/75	A	L	73-89
12/28/01	H	W	74-49
11/17/06	N	W	77-71

CENTRAL FLORIDA (0-1)

A: 0-1			
11/20/04	A	L	52-55

CHADRON STATE (1-0)

H: 1-0			
12/11/93	H	W	109-71

CHAMINADE (2-0)

H: 1-0; A: 1-0			
12/18/95	H	W	98-52
11/23/99	A	W	70-48

CLARION (1-0)

1951-1952	W	85-68
-----------	---	-------

CLARK INSURANCE (1-0)

1933-1934	W	81-65
-----------	---	-------

CLARKS ALL-STARS (1-0)

1939-1940	W	64-44
-----------	---	-------

CLEARFIELD (1-0)

1945-1946	W	50-23
-----------	---	-------

CLEMSON (0-1)

A: 0-1			
03/06/80	A	L	73-76

COLLEGE OF IDAHO (3-0)

H: 1-0			
1926-1927		W	66-16
1939-1940		W	60-35
12/08/20	H	W	90-64

COLORADO (5-18)

H: 1-1; A: 0-2			
1937-1938	L	35-59	
1937-1938	W	59-58	
1938-1939	L	18-46	
1938-1939	L	43-56	
1939-1940	W	31-28	
1939-1940	L	38-44	
1940-1941	L	34-41	
1940-1941	L	32-43	
1941-1942	L	31-49	
1941-1942	L	45-57	
1944-1945	L	32-62	
1944-1945	L	46-50	
1945-1946	L	39-59	
1945-1946	L	33-42	
1946-1947	L	45-56	
1946-1947	W	40-34	
1950-1951	W	46-43	
1952-1953	L	64-81	
1952-1953	L	66-70	
1960-1961	H	L	60-64
12/11/78	H	W	91-70
12/15/79	A	L	79-84
12/08/89	A	L	90-104

COLO.-COLORADO SPRINGS (2-0)

H: 2-0			
11/20/98	H	W	82-61
11/25/00	H	W	68-61

COLORADO COLLEGE (1-0)

1933-1934	W	44-23
-----------	---	-------

COLORADO-MESA (1-0)

H: 1-0			
02/10/76	H	W	96-79

COLORADO STATE (66-40)

H: 20-9; A: 9-18; N:3-0		
1925-1926	W	39-23
1925-1926	W	48-22
1925-1926	W	40-27
1934-1935	W	54-34
1934-1935	W	47-35
1934-1935	L	42-45
1937-1938	W	57-34
1937-1938	W	62-52
1938-1939	W	44-37
1938-1939	W	52-34
1939-1940	L	52-56
1939-1940	W	58-42
1940-1941	W	34-27
1940-1941	L	31-40
1941-1942	W	47-34
1941-1942	W	41-26
1945-1946	L	36-43
1945-1946	W	35-34
1946-1947	W	55-38
1946-1947	W	43-35
1947-1948	W	64-45
1947-1948	L	51-65
1948-1949	W	50-43
1948-1949	W	64-52
1948-1949	L	55-57
1948-1949	L	62-63
1949-1950	W	58-43
1949-1950	W	38-33
1949-1950	W	48-46
1949-1950	W	49-36
1949-1950	W	54-48
1950-1951	W	63-62
1950-1951	L	59-60
1950-1951	W	50-49
1950-1951	L	64-67
1951-1952	W	46-41
1951-1952	W	85-69
1952-1953	L	76-78
1952-1953	W	74-61



RESULTS VS. ALL-TIME OPPONENTS



QUICK FACTS	DEAF AND BLIND (1-1)				02/12/72				EMPORIA STATE (0-1)				03/03/07				02/14/07			
	W		24-8		H	W	97-74	L		63-73	H	W	L	66-71	H	W	58-50			
	1903-1904				A	L	85-94				A	W	77-72		N	W	73-70			
	1905-1906	L	19-22		A	W	91-84				H	W	79-66		01/03/08	H	W	86-80		
OUTLOOK	DELAWARE (1-0)				02/10/73				EVANSVILLE (2-0)				01/25/09				02/16/08			
	A: 1-0				H	W	83-95	H: 1-0; A: 1-0			H	W	65-61	A	L	66-71				
	12/27/69	A	W	80-66	01/28/74		88-87	12/11/67		116-88	01/31/09		83-77*	01/24/09		A	W	67-51		
					A	L	92-98	01/25/75		90-89	03/12/09		85-68	02/26/09		H	W	82-62		
COACHES	DENVER (56-38)				02/23/74				FACULTY (0-1)				01/21/10				01/11/10			
	H: 20-5; A: 13-10				01/25/75		114-89	01/01/72			A	W	69-43	01/29/11		H	W	98-54		
	1922-1923				02/08/75		87-81	1916-1917		14-52	03/01/10		76-39	02/25/10		A	W	61-50		
	1922-1923	W	67-36		01/29/76		100-90				01/15/11		52-39	12/29/10		H	W	74-66		
AGGIE BIOS	1937-1938				02/19/76		94-93*				02/12/11		71-55	01/29/11		A	W	89-84**		
	1937-1938	W	59-37		01/20/77		94-81				01/05/12		72-53	01/26/12		H	W	77-72		
	1937-1938	W	75-48		02/22/77		88-77				02/04/12		54-60	03/03/12		A	W	61-60		
	1938-1939	W	48-46		02/03/78		86-66				02/22/14		76-79							
UNIVERSITY	1938-1939	W	64-47		02/18/78		82-72				01/07/15		52-61							
	1938-1939	W	54-39		12/01/10		61-53				02/21/15		85-79							
	1939-1940	W	36-27		11/30/11		67-54				02/20/16		68-75							
	1939-1940	L	46-56		01/19/13		57-68				03/05/16		85-86							
RECORDS	1940-1941	L	44-45		02/14/13		60-63				01/28/17		78-65							
	1940-1941	L	34-43		11/12/19		97-56				01/03/18		81-79*							
	1941-1942										01/27/18		65-62							
	1941-1942	W	34-18								01/09/19		77-78							
HAWAII	1944-1945	W	80-53								02/05/19		82-81							
	1944-1945	W	72-53								03/15/19		85-60							
HAWAII	1945-1946	L	37-45								12/07/19		77-70*							
	1945-1946	W	62-35								02/15/20		71-59							
	1946-1947	W	45-44								02/04/21		69-53							
	1946-1947	L	39-44								03/06/21		57-51							
HAWAII	1947-1948	L	51-59																	
	1947-1948	L	54-71																	
	1948-1949	L	50-52																	
	1948-1949	W	57-48																	
HAWAII	1948-1949	L	57-59																	
	1948-1949	L	54-83																	
	1949-1950	L	39-60																	
	1949-1950	L	51-56																	
HAWAII	1949-1950	W	59-47																	
	1949-1950	W	52-44																	
	1949-1950	L	50-53																	
	1950-1951	L	48-63																	
HAWAII	1950-1951	L	63-65																	
	1950-1951	L	51-56																	
	1950-1951	W	66-60																	
	1950-1951	L	73-80																	
HAWAII	1951-1952	L	46-62																	
	1951-1952	W	82-60																	
	1952-1953	W	83-73																	
	1952-1953	W	69-62																	
HAWAII	1953-1954	L	60-65																	
	1953-1954	W	67-55																	
	1954-1955	W	65-64																	
	1954-1955	L	73-77																	
HAWAII	1955-1956	W	76-74																	
	1955-1956	L	80-110																	
	1956-1957	L	66-69																	
	1956-1957	W	64-60																	
HAWAII	1957-1958	H	72-68																	
	1957-1958	A	68-74																	
	1958-1959	A	68-80																	
	1958-1959	H	88-71																	
HAWAII	1959-1960	H	99-69																	
	1959-1960	A	76-71																	
	1960-1961	A	61-67																	
	1960-1961	H	72-77																	
HAWAII	1961-1962	H	83-79																	
	1961-1962	A	82-64																	
	1962-1963	H	88-62																	
	1962-1963	A	74-70																	
HAWAII	02/03/64	H	75-56																	
	02/17/64	A	74-72																	
	02/08/65	H	91-62																	
	02/08/65	A	67-66																	
HAWAII	01/13/66	H	72-79																	
	02/26/66	A	81-100																	
	02/06/67	H	97-83																	
	02/09/67	A	82-81																	
HAWAII	01/18/68	A	80-100																	
	02/24/68	H	98-96																	
	12/11/68	A	81-79																	
	01/16/69	H	102-87																	
HAWAII	02/22/69	H	94-78																	
	02/14/70	H	104-77																	
	02/19/70	A	73-78																	
	01/09/71	H	82-73																	
HAWAII	02/15/71	A	74-96																	



RESULTS VS. ALL-TIME OPPONENTS



01/23/10	A	W	60-48
02/03/10	H	W	80-62
02/09/11	A	L	56-54
02/26/11	H	W	84-68
01/21/12	A	L	54-57
02/24/12	H	W	67-50
03/17/12	H	W	76-56
01/05/13	H	W	82-75
01/31/13	A	W	77-67

IDAHO ALL-STARS (1-0)

1926-1927	W	46-22
-----------	---	-------

IDAHO SOUTHERN (4-1)

1944-1945	W	51-43
1944-1945	L	49-54
1945-1946	W	47-32
1945-1946	W	49-39
1946-1947	W	51-31

IDAHO STATE (38-13)

H: 19-2; A: 6-4

1942-1943	W	66-41
1942-1943	W	52-46
1947-1948	W	49-42
1948-1949	W	47-39
1949-1950	W	65-55
1949-1950	W	72-43
1950-1951	W	67-54
1950-1951	W	69-54
1951-1952	W	51-50
1951-1952	L	53-62
1952-1953	W	62-50
1952-1953	L	48-63
1953-1954	L	44-53
1953-1954	L	66-74
1954-1955	L	67-71
1954-1955	W	66-58
1955-1956	W	68-64
1955-1956	W	69-58
1956-1957	L	60-66
1956-1957	L	60-68
1959-1960	H	86-67
1961-1962	A	67-63
1961-1962	H	86-71
12/01/64	H	107-60
03/03/73	H	83-78
01/26/74	A	78-82
01/11/75	H	89-70
01/03/76	A	74-82
01/11/77	H	84-86
01/12/78	H	75-73
02/14/78	A	81-84
12/13/79	H	87-77
12/30/80	A	69-74
12/30/81	H	70-74
12/11/82	H	60-54
12/21/84	A	94-85
12/29/94	H	67-62
11/29/00	A	59-55
11/28/01	H	64-59
12/29/01	H	74-56
12/28/02	H	66-59
12/13/03	A	73-62
12/01/06	H	83-46
12/20/08	A	67-57
11/24/09	H	77-44
12/21/10	H	71-48
11/26/11	A	75-62
11/10/12	H	56-48
12/19/14	H	69-56
12/22/15	H	69-58
11/19/16	H	85-51

ILLINOIS (0-2)

A: 0-1		
1953-1954	L	61-88
12/07/85	A	64-115

ILLINOIS STATE (4-3)

H: 2-0; A: 2-3		
12/16/83	A	74-80
03/16/95	A	87-93*
11/23/02	A	68-53
11/29/03	H	89-84

03/19/08	A	L	57-61
02/23/13	H	W	80-71
11/16/14	A	W	60-55

INDIANA (0-2)

A: 0-2			
12/20/76	A	L	71-79
12/29/88	A	L	61-73

INDIANA STATE (1-1)

H: 1-1			
11/25/72	H	W	97-96*
12/03/16	H	L	61-62

IONA COLLEGE (0-1)

A: 0-1			
12/01/78	A	L	61-73

IOWA (1-2)

A: 0-1; N: 1-0			
1949-1950		L	60-62
03/18/83	A	L	59-64
11/24/07	N	W	75-62

IOWA STATE (2-2)

H: 1-0; A: 1-1			
1950-1951		L	41-52
1959-1960	A	W	71-66
1962-1963	H	W	87-52
12/16/63	A	L	68-77

IPFW (1-1)

H: 1-0; A: 0-1			
12/07/04	A	L	59-64
12/21/06	H	W	77-63

ITALIAN ATHLETIC CLUB (0-1)

1934-1935	L	26-32
-----------	---	-------

JACKSON STATE (1-1)

H: 1-0; A: 0-1			
12/07/02	A	L	57-63
12/18/03	H	W	67-42

JACKSONVILLE (0-1)

A: 0-1		
12/19/81	A	82-89

JAMES MADISON (1-0)

JAMES MADISON (1-3)			
H: 1-0			
01/14/78	H	W	102-64

KANSAS (2-5)

H: 0-1; A: 0-1; N: 0-1			
1935-1936		L	37-39
1935-1936		W	42-37
1935-1936		W	50-33
1950-1951		L	38-59
12/02/67	A	L	55-84
12/20/68	H	L	61-67
03/20/03	N	L	61-64

KANSAS STATE (0-5)

H: 0-1; A: 0-1; N: 0-1			
1949-1950		L	45-70
1950-1951		L	56-66
12/31/87	H	L	69-81
11/30/88	A	L	67-86
03/17/11	N	L	68-73

KEARNS (0-1)

1944-1945	L	48-50
-----------	---	-------

KENT STATE (3-0)

H: 3-0			
1960-1961	H	W	83-62
12/18/71	H	W	68-61
12/22/11	H	W	81-62

KENTUCKY (0-1)

A: 0-1			
1957-1958	A	L	64-92

KENTUCKY WESLEYAN (1-1)

A: 1-0			
1955-1956		L	73-84
1958-1959	A	W	96-86

KURLEY KILLOWATTS (1-0)

1938-1939	W	92-16
-----------	---	-------

LAFAYETTE COLLEGE (1-0)

H: 1-0			
12/30/98	H	W	85-67

LAMAR (1-0)

A: 1-0			
12/10/83	A	W	59-58

LAMBUTH COLLEGE (1-0)

1934-1935	W	67-32
-----------	---	-------

LASALLE (2-1)

H: 1-0; A: 1-1			
02/28/64	A	L	85-90
01/27/66	H	W	709-97
12/28/79	A	W	89-88

LAWRENCE TECH (2-1)

1947-1948	W	62-58
1949-1950	W	69-59
1951-1952	L	62-71

LDS BUSINESS COLLEGE (1-10)

1905-1906	L	14-17
1905-1906	L	14-26
1906-1907	L	7-55
1906-1907	L	6-26
1907-1908	L	12-33
1907-1908	L	16-24
1908-1909	L	16-34
1908-1909	L	18-40
1909-1910	L	21-23
1909-1910	W	19-14
1912-1913	L	28-32

LEWIS-CLARK STATE (4-0)

H: 4-0			
12/18/93	H	W	66-53
12/28/94	H	W	86-62
12/02/95	H	W	61-57
11/26/05	H	W	102-65

LIFE PACIFIC (1-0)

H: 1-0			
12/16/17	H	W	96-62

LINCOLN ATHLETIC CLUB (1-0)

1924-1925	W	80-11
-----------	---	-------

LOGAN COACHES (1-0)

1920-1921	W	37-15
-----------	---	-------

LOGAN ELKS (2-0)

1934-1935	W	40-19
1934-1935	W	48-30

LOGAN MARINES (1-0)

1942-1943	W	57-38
-----------	---	-------

LONG BEACH ATHLETIC CLUB (0-2)

1931-1932	L	23-40
1931-1932	L	29-32

LONG BEACH STATE (33-22)

H: 21-4; A: 10-17; N: 2-1			
01/18/79	H	W	95-84
02/15/79	A	L	88-92
01/19/80	A	W	100-92
02/14/80	H	W	96-90
02/05/81	A	L	78-79
02/14/81	H	W	105-91
01/21/82	H	W	90-82
02/19/82	A	L	54-73
01/27/83	A	W	77-74
03/05/83	H	W	81-76
01/21/84	A	W	94-69
02/16/84	H	W	80-70

02/06/85	H	W	86-59
02/28/85	H	W	105-95
02/06/86	H	W	119-95
02/27/86	A	L	92-98*
01/05/87	H	L	91-94*
01/29/87	A	L	66-93
01/07/88	H	W	86-81
02/06/88	A	W	82-75
01/10/89	A	L	69-74
02/02/89	A	W	70-62
01/25/90	H	L	78-79
02/24/90	A	L	74-82
03/09/90	N	L	68-86
01/24/91	A	L	78-89
02/23/91	H	W	90-80
01/18/92	A	L	72-87
02/13/92	H	W	76-75
01/16/93	H	L	59-65
02/11/93	A	L	64-76
01/08/93	A	L	70-89
02/17/94	H	W	80-76*
01/19/95	H	W	87-67
02/04/95	A	L	50-62
01/18/96	A	L	73-80
02/17/96	H	L	50-71
03/09/96	N	W	86-73
02/08/97	A	L	58-71
01/10/98	H	W	69-55
03/06/98	N	W	65-56
01/09/99	A	L	55-64
02/12/00	A	W	71-63
01/11/01	H	W	76-60
02/17/01	A	L	56-71
01/12/02	H	W	70-66
02/07/02	A	W	60-53
01/18/03	A	W	63-55
02/15/03	H	W	95-61
01/31/04	H	W	84-46
02/26/04	A	W	67-47
01/29/05	A	W	75-44
02/24/05	H	W	68-52
12/18/09	A	L	62-75
12/07/10	H	W	81-53

LONG ISLAND (2-1)

H: 2-0			
1946-1947		L	38-56
01/25/71	H	W	82-74
12/20/97	H	W	100-84

LORAS COLLEGE (0-1)

1947-1948	L	48-55
-----------	---	-------

LOS ANGELES ATHLETIC CLUB (1-3)

1924-1925	W	43-12
1924-1925	L	27-32
1930-1931	L	27-42
1931-1932	L	26-31

LOUISIANA-LAFAYETTE (0-1)

H: 0-1			
03/14/84	H	L	92-94

LOUISIANA-MONROE (1-0)

H: 1-0			
01/06/75	H	W	87-85

LOUISIANA TECH (14-5)

H: 7-1; A: 5-3; N: 2-1			
01/18/06	H	W	64-55
02/04/06	A	W	63-62
03/10/06	N	W	68-64
01/13/07	H	W	69-49
02/24/07	A	L	71-84
01/24/08	A	W	71-61
02/28/08	H	W	86-59
01/08/09	A	W	50-37
02/07/09	H	W	60-52
01/04/10	A	L	60-82
02/17/10	H	W	67-61
03/12/10	N	W	85-55
01/20/11	H	W	74-57
03/05/11	A	W	72-30
1/14/12	A	W	69-65
2/9/12	H	W	77-63

3/8/12	N	L	72-70
1/26/13	H	L	48-51
2/28/13	A	L	61-84



2021-22 UTAH STATE MEN'S BASKETBALL - 23 NCAA TOURNAMENTS - 9 NIT APPEARANCES



RESULTS VS. ALL-TIME OPPONENTS



NICHOLLS STATE (1-0)

H: 1-0
12/20/12 H W 79-72

NJIT (1-0)

H: 1-0
11/14/16 H W 93-84

NORFOLK STATE (1-0)

H: 1-0
12/29/98 H W 84-71

NORTH CAROLINA A&T (1-0)

H: 1-0
11/15/19 H W 81-54

NORTH CAROLINA STATE (0-1)

A: 0-1
11/30/86 A L 82-94

NORTH DAKOTA (0-1)

1928-1929 L 19-24

NORTH DAKOTA STATE (1-0)

H: 1-0
12/23/15 H W 76-62

NORTH TEXAS (9-1)

H: 4-0; A: 4-1; N: 1-0
12/28/75 A W 105-87
01/16/97 H W 79-56
03/01/97 A W 72-53
01/29/98 A W 79-64
02/28/98 H W 102-76
01/28/99 H W 92-61
02/27/99 A L 90-94
02/03/00 H W 83-70
02/26/00 A W 76-68
11/24/19 N W 68-59

NORTHEASTERN (2-2)

H: 1-0; A: 0-1; N: 1-1
11/29/86 N L 91-96
11/21/09 A L 61-64
11/27/10 H W 56-54
11/24/17 N W 71-67

NORTHERN ARIZONA (3-1)

H: 2-0; A: 0-1
1951-1952 W 85-70
11/30/99 A L 52-64
12/09/99 H W 80-58
12/21/07 H W 78-62

NORTHERN COLORADO (6-1)

H: 1-0
1925-26 W 39-23
1925-26 W 48-22
1925-26 W 40-27
1934-35 W 54-34
1934-35 W 47-35
1934-35 L 42-45
12/18/20 H W 63-50

NORTHERN IOWA (2-0)

H: 1-0; N: 1-0
11/28/18 H W 71-52
11/27/20 N W 82-71

NORTHWESTERN (1-0)

N: 1-0
11/21/04 N W 64-57

NORTHWESTERN STATE (1-1)

H: 1-0; A: 0-1
02/18/06 H W 66-63
11/10/06 A L 71-88

NOTRE DAME (0-2)

H: 0-1; A: 0-1
12/21/67 H L 72-73
02/15/69 A L 82-108

OAKLAND (1-0)

03/25/12 H W 105-81

OCCIDENTAL COLLEGE (1-0)

1924-1925 W 38-20

OGDEN BOOSTERS (1-0)

1933-1934 W 48-42

OGDEN PIONEERS (1-0)

1940-1941 W 48-33

OHIO (0-1)

A: 0-1
1958-1959 A L 72-80

OHIO STATE (3-2)

H: 2-0; A: 0-2; N: 1-0
1962-1963 A L 50-62
12/28/63 H W 79-66
12/01/70 H W 95-89
12/06/71 A L 60-71
03/15/01 N W 77-68*

OKLAHOMA (0-1)

1938-1939 L 39-50

OKLAHOMA CITY (2-0)

A: 2-0
1959-1960 A W 75-59
1961-1962 A W 80-71

OLD DOMINION (1-0)

A: 1-0
12/28/93 A W 77-74

ONEIDA STAKE ACADEMY (8-2)

1911-1912 W 48-12
1911-1912 W 50-26
1912-1913 L 27-44
1912-1913 L 23-27
1913-1914 W 78-41
1913-1914 W 48-29
1915-1916 W 45-32
1916-1917 W 48-25
1916-1917 W 69-17
1917-1918 W 58-19

ORAL ROBERTS (6-1)

H: 3-0; A: 3-1
02/18/75 H W 91-83
02/21/76 A L 63-82
12/14/91 A W 109-97
11/19/05 A W 72-67*
12/20/05 H W 65-64
02/17/07 A W 71-65
12/29/07 H W 76-55

OREGON (1-5)

A: 1-2
1935-1936 L 34-50
1949-1950 L 72-86
1950-1951 L 64-66
1957-1958 A L 53-63
1957-1958 A L 49-78
12/28/65 A W 77-66

OREGON STATE (2-6)

H: 1-0; A: 1-0
1939-1940 L 38-39
1939-1940 L 39-41
1940-1941 L 26-43
1940-1941 L 34-39
1941-1942 L 30-45
1948-1949 L 38-52
12/01/75 H # 66-81
12/13/75 A # 64-80

Denotes a forfeit to USU

PACIFIC (44-24)

H: 28-3; A: 10-18; N: 4-3
1951-1952 W 64-54
1955-1956 W 71-64
1959-1960 H W 77-67
1961-1962 H W 77-64
12/07/64 H W 98-74
12/30/72 H W 102-82
12/07/74 H W 87-73

01/26/76	A	L	61-62
01/11/79	A	L	82-86**
02/22/79	H	W	84-77
03/03/79	N	L	73-82
01/12/80	H	W	90-86
02/21/80	A	W	91-78
01/17/81	H	W	106-89
02/26/81	A	L	91-101
01/28/82	A	L	78-100
01/30/82	H	W	88-60
01/15/83	H	W	91-75
01/22/83	A	W	85-62
02/06/84	H	W	87-72
02/29/84	A	W	83-76
01/21/85	A	L	89-101
01/28/85	H	W	73-67
01/25/86	A	L	60-61
02/22/86	H	W	78-77
01/17/87	A	W	73-69
02/16/87	H	W	85-61
01/02/88	A	W	78-71
03/05/88	H	W	102-73
01/05/89	H	W	85-69
02/26/89	A	L	84-86
01/18/90	A	W	72-70*
02/17/90	H	W	66-63
01/17/91	H	W	74-64
02/16/91	A	L	92-100*
01/25/92	H	W	67-60
02/20/92	A	L	64-86
03/13/92	N	L	69-86
01/23/93	A	L	79-86
02/18/93	H	L	62-72
01/03/94	H	W	74-65
02/26/94	A	W	84-79*
01/07/95	A	W	58-57
03/04/95	H	W	74-64
01/13/96	H	W	73-71**
02/10/96	A	L	57-74
02/06/97	A	L	71-77*
03/08/97	N	L	54-71
01/08/98	H	W	70-62
03/08/98	A	W	78-63
01/07/99	A	L	73-84
02/19/00	H	W	64-55
03/09/00	N	W	64-41
01/13/01	H	W	73-59
01/25/01	A	W	62-51
03/10/01	N	W	50-38
12/12/01	H	W	81-71
02/28/02	A	L	51-55
03/08/02	N	W	69-65
02/04/03	A	L	54-66
03/08/03	H	W	75-70
01/15/04	H	W	66-51
02/14/04	A	L	60-64
01/13/05	A	L	66-73**
02/12/05	H	L	63-64
03/12/05	N	W	65-52
12/03/11	A	L	65-57
12/07/13	H	L	78-68

PACIFIC ATHLETIC CLUB (2-0)

1924-1925 W 39-13
1930-1931 W 49-34

PASADENA ATHLETIC CLUB (0-1)

1931-1932 L 36-38

PASADENA MAJORS (2-1)

1932-1933 L 35-52
1933-1934 W 51-28
1933-1934 W 40-22

PENN ATHLETIC CLUB (0-1)

1936-1937 L 29-38

PEPPERDINE (2-2)

H: 2-0; A: 0-1
1951-1952 L 53-71
1961-1962 A L 71-75
12/02/66 H W 76-51
12/01/69 H W 113-82

PIGGY WIGGLY OF LOGAN (1-0)

1932-1933 W 69-49

PITTSBURGH (1-1)

1949-1950 W 54-50
1955-1956 L 81-84

PORTLAND (13-2)

H: 5-0; A: 6-2
1953-1954 W 70-68
1953-1954 W 94-78
1957-1958 A L 62-86
1958-1959 A L 66-68
1959-1960 A W 74-67
03/01/65 H W 72-66
01/07/66 A W 83-75
02/18/67 H W 86-63
03/04/68 A W 71-69
12/28/68 A W 81-65
01/19/70 H W 95-83
02/03/70 A W 111-68
01/14/71 H W 90-67
12/27/72 A W 87-84*
01/28/96 H W 63-48

PORTLAND STATE (3-2)

H: 2-0; A: 1-1; N: 0-1
02/15/77 H W 96-88
02/25/78 A W 113-87
12/18/78 H W 94-68
01/10/81 A L 85-93
11/20/17 N L 79-83

PRAIRIE VIEW A&M (1-0)

H: 1-0
12/15/07 H W 77-51

PRESTON ATHLETIC CLUB (2-0)

1921-1922 W 42-27
1921-1922 W 55-15

PROVIDENCE (1-2)

H: 1-0; A: 0-2
1959-1960 A L 62-68
03/03/64 A L 75-85
12/17/66 H W 92-85

PURDUE (0-1)

N: 0-1
11/22/16 N L 64-85

RADFORD (1-0)

H: 1-0
12/31/97 H W 80-73

REDLANDS (1-0)

H: 1-0
01/05/80 H W 101-59

REGIS (3-2)

H: 2-0
1948-1949 L 42-51
1949-1950 L 41-50
1951-1952 W 77-65
1962-1963 H W 83-75
12/01/76 H W 87-69

REXBURG ATHLETIC CLUB (1-0)

1918-1919 W 42-23

RICHMOND HS (1-0)

1915-1916 W 52-19

RUTGERS (1-2)

H: 1-0; A: 0-2
03/11/67 A L 76-78
01/13/92 H W 78-70
01/19/93 A L 93-113

SACRAMENTO STATE (2-1)

H: 1-0
1951-1952 W 68-64
1951-1952 L 49-60
12/02/69 H W 85-65

SALT LAKE HS (1-1)

1909-1910 L 17-26
1913-1914 W 60-26

SAN DIEGO (2-0)

H: 2-0
12/28/82 H W 65-50
12/29/99 H W 68-65*

SAN DIEGO DeMOLAY (1-0)

1924-1925 W 31-21

SAN DIEGO CHRISTIAN (1-0)

12/28/13 H W 84-53

SAN DIEGO STATE (8-14)

H: 4-4; A: 1-7; N: 3-3
1962-1963 H W 101-57
12/06/97 N W 64-61
11/24/98 A W 63-60
01/25/14 H L 69-74*
02/18/14 A L 60-45
03/13/14 N L 39-73
01/31/15 A L 42-62
01/02/16 H L 67-70
01/23/16 A L 55-70
03/10/16 N L 65-71
01/14/17 A L 55-74
02/15/17 H L 62-66
12/30/17 A L 59-79
02/09/19 A L 63-68
02/26/19 H W 70-54
03/16/19 N W 64-57
01/04/20 H L 68-77
02/01/20 A L 68-80
03/07/20 N W 59-56
01/14/21 H W 57-45
01/16/21 H W 64-59
03/13/21 N L 57-68

SAN FRANCISCO (3-8)

H: 1-2; A: 1-4
1935-1936 L 32-35
1946-1947 W 44-35
1947-1948 L 54-55
1963-1964 A L 58-64
12/23/64 A L 71-86
12/18/65 H L 66-76
12/27/68 A L 71-73
12/20/72 H L 77-82
12/23/86 A W 91-82
12/22/90 A L 79-87
12/29/03 H W 74-48

SAN FRANCISCO STATE (2-0)

H: 1-0
1951-1952 W 73-60
1961-1962 H W 90-60

SAN JOSÉ STATE (66-22)

H: 38-4; A: 22-14; N: 6-4
1935-1936 A W 40-36
1940-1941 A L 41-55
1948-1949 H L 41-61
1948-1949 H W 47-37
1951-1952 A L 54-59
1952-1953 H W 63-59
1952-1953 H L 55-69
1961-1962 H W 72-58
12/21/64 H W 86-73
12/19/67 H W 110-93
12/23/68 H W 84-83
01/25/79 A L 85-101
01/27/79 H W 84-69
03/01/79 N W 85-78
01/24/80 H W 95-92*
01/27/80 A L 67-69
02/29/80 N L 68-94
01/29/81 A L 64-68
01/31/81 H L 71-82
01/14/82 A L 49-56
02/25/82 H L 47-55
01/08/83 H W 77-68
02/10/83 A W 76-65
03/10/83 N L 66-80

QUICK FACTS

OUTLOOK

AGGIE BIOS

COACHES

OPPONENTS

SEASON REVIEW

RECORDS

UNIVERSITY



RESULTS VS. ALL-TIME OPPONENTS



QUICK FACTS

OUTLOOK

AGGIE BIOS

COACHES

OPPONENTS

SEASON REVIEW

RECORDS

UNIVERSITY

01/28/84	A	W	79-70
02/23/84	H	W	68-60
01/19/85	H	W	80-75
02/23/85	A	L	76-83**
03/07/85	N	L	56-92
01/18/86	H	W	80-67
02/17/86	A	L	69-81
02/14/87	H	W	91-86*
02/26/87	A	L	73-81
01/30/88	H	W	114-85
02/28/88	A	L	95-96
03/10/88	N	W	80-72
01/28/89	H	W	68-54
02/23/89	A	W	70-62
01/13/90	H	W	77-72
02/10/90	A	W	88-83
02/02/91	H	W	88-71
02/09/91	A	W	69-62
01/23/92	H	W	80-63
02/22/92	A	W	84-79
01/26/93	A	L	79-80*
02/20/93	H	W	92-79
01/05/94	H	W	57-48
02/24/94	A	W	67-64
01/05/95	A	W	71-62
03/02/95	H	W	89-69
01/15/96	H	W	60-58*
02/08/96	A	L	65-68
03/10/96	N	L	75-76*
01/05/06	A	W	67-56
03/04/06	H	W	61-58
03/09/06	N	W	76-69
01/20/07	A	W	57-56
02/03/07	H	W	66-57
02/09/08	H	W	78-73
02/18/08	A	L	70-67
03/13/08	N	W	85-65
01/22/09	A	W	62-58
03/07/09	H	W	89-77
01/30/10	H	W	77-58
02/13/10	A	W	81-65
12/31/10	H	W	80-71
01/27/11	A	W	84-65
03/11/11	N	W	58-54
01/28/12	H	W	82-65
03/01/12	A	W	71-61
01/11/13	H	W	66-60
02/08/13	A	W	63-36
01/04/14	H	W	86-67
03/01/14	A	W	75-58
12/31/14	H	W	61-33
02/18/15	A	W	76-54
12/30/15	A	W	80-71
02/27/16	H	W	88-70
02/22/17	A	W	81-75
03/08/17	N	W	90-64
12/27/17	H	W	86-72
02/28/18	A	L	62-64
01/16/19	A	W	81-63
01/30/19	H	W	103-73
12/04/19	A	W	71-59
02/25/20	H	W	94-56
12/21/20	H	W	107-62
12/23/20	H	W	85-52

SANTA CLARA (6-3)

H: 3-1; A: 1-2; N: 2-0

12/19/51	H	L	62-63
03/12/70	N	W	69-68
12/30/74	H	W	98-74
01/24/75	A	L	52-56
11/17/00	N	W	76-67
12/23/06	A	L	75-77*
12/01/07	H	W	71-65
11/28/12	A	W	80-78
11/19/14	H	W	60-54

SEATTLE (17-14)

H: 11-4; A: 6-9

1956-1957		L	59-66
1959-1960	A	W	85-73
02/20/64	H	L	94-96
1963-1964	A	L	78-88
02/22/65	H	W	71-67
12/03/65	A	L	81-85

02/17/66	H	W	84-74
01/16/67	H	W	103-91
03/04/67	A	W	77-76
01/13/68	H	W	110-93
03/02/68	A	L	67-69
12/05/68	H	L	80-90
02/08/69	A	L	66-68
01/10/70	H	W	105-86
02/21/70	A	W	82-81
01/16/71	H	W	104-81
02/13/71	A	W	99-85
12/20/71	A	L	77-90
01/08/72	H	L	66-70
12/04/72	A	L	69-73
02/05/73	H	W	108-82
12/03/73	H	W	71-66
02/11/74	A	L	57-64
12/09/74	H	W	83-72
02/10/75	A	W	63-61
12/15/75	A	L	66-75
01/31/76	H	L	73-79
12/17/11	H	W	78-53
1/19/12	A	L	66-73
01/03/13	H	W	75-66
2/02/13	A	W	77-67

SEATTLE PACIFIC (1-0)

H: 1-0

12/29/92	H	W	88-76
----------	---	---	-------

SETON HALL (0-1)

A: 0-1

12/18/81	A	L	77-85
----------	---	---	-------

SIMON FRASER (6-0)

H: 6-0

11/18/94	H	W	97-67
11/18/95	H	W	67-52
11/16/96	H	W	75-39
11/14/97	H	W	79-67
11/09/98	H	W	96-79
11/13/99	H	W	78-57

SOUTH CACHE HS (1-0)

1915-1916		W	36-10
-----------	--	---	-------

SOUTH CAROLINA STATE (1-0)

H: 1-0

12/29/04	H	W	82-60
----------	---	---	-------

SOUTH DAKOTA STATE (4-2)

H: 3-1; A: 1-0; N: 0-1

1960-1961	H	W	91-78
12/04/78	H	W	84-76
01/27/06	H	W	72-51
11/29/06	A	W	56-50
12/20/14	H	L	65-68*
11/26/20	N	L	59-83

SOUTH FLORIDA (2-0)

N: 2-0

11/18/00	N	W	69-66
12/18/19	N	W	76-74*

SOUTHERN CALIFORNIA (7-9)

H: 1-1; A: 1-2; N: 1-0

1924-1925		W	31-23
1924-1925		L	21-34
1925-1926		L	28-82
1925-1926		W	52-17
1929-1930		W	32-29
1929-1930		L	38-43
1930-1931		L	17-25
1930-1931		W	33-25
1932-1933		L	33-38
1949-1950		L	43-50
1961-1962	H	L	72-74
1962-1963	A	W	78-65
03/09/79	A	L	67-86
11/24/99	N	W	52-50
11/08/13	H	W	78-65
12/07/14	A	L	84-89

SO. CALIFORNIA FRESHMEN (1-0)

1924-1925		W	30-28
-----------	--	---	-------

SOUTHERN ILLINOIS (1-2)

H: 1-1; A: 0-1

01/11/96	H	L	69-70
01/04/97	A	L	64-67
12/22/12	H	W	70-58

SOUTHERN MISSISSIPPI (3-1)

H: 2-0; A: 1-1

01/04/73	A	W	91-87*
02/02/74	H	W	121-84
02/22/75	A	L	87-94
12/29/95	H	W	77-65

SOUTHERN OREGON (1-0)

H: 1-0

11/22/97	H	W	111-61
----------	---	---	--------

SOUTHERN UTAH (12-0)

H: 4-0; A: 2-0; N: 1-0

1913-1914		W	65-18
1930-1931		W	60-29
1930-1931		W	60-30
1931-1932		W	25-15
1932-1933		W	44-24
12/17/94	N	W	76-63
11/09/07	H	W	60-49
12/17/08	A	W	72-65
11/28/09	H	W	89-49
11/20/10	A	W	66-53
11/19/11	H	W	65-62
11/12/13	H	W	90-57

SPRINGFIELD COLLEGE (1-0)

1946-1947		W	63-55
-----------	--	---	-------

ST. BONAVENTURE (2-0)

A: 1-0

1947-1948		W	51-47
1959-1960	A	W	99-83

ST. FRANCIS (1-0)

H: 1-0

12/12/70	H	W	116-84
----------	---	---	--------

ST. JOSEPH'S (1-1)

1946-1947		L	48-52
1953-1954		W	71-64

ST. KATHERINE (1-0)

H: 1-0

12/10/19	H	W	94-49
----------	---	---	-------

ST. LOUIS (0-1)

A: 0-1

12/27/67	A	L	78-97
----------	---	---	-------

ST. MARTIN'S (1-0)

H: 1-0

11/28/80	H	W	78-47
----------	---	---	-------

ST. MARY'S (CA) (6-5)

H: 3-3; A: 2-2; N: 1-0

1939-1940	H	W	41-32
1940-1941	H	L	42-44
1958-1959	H	W	79-63
01/31/78	H	W	82-75
03/03/78	A	W	96-80
02/21/09	A	L	64-75
12/05/09	H	L	63-68
02/19/11	A	W	75-65
11/15/12	H	L	58-67
11/19/18	N	W	80-63
11/29/19	A	L	73-81

ST. PETERS COLLEGE (2-1)

H: 2-0; A: 0-1

03/01/69	A	L	77-95
12/06/69	H	W	125-108
12/21/11	H	W	72-47

STANFORD (3-3)

H: 1-0; A: 1-1

1933-1934		W	46-35
1935-1936		L	34-73
1940-1941		L	33-64

12/29/65	A	L	79-93
12/21/74	A	W	77-74
01/29/77	H	W	103-84

TEMPLE (0-1)

A: 0-1

12/14/73	A	L	61-70
----------	---	---	-------

TENNESSEE (0-2)

A: 0-1

1949-1950		L	62-66
12/30/67	A	L	66-85

TEXACO OIL (1-0)

1932-1933		W	65-29
-----------	--	---	-------

TEXAS (2-0)

A: 1-0

1938-1939		W	51-49
12/12/87	A	W	80-75

UT ARLINGTON (1-3)

H: 1-1 A: 0-1 N: 0-1

12/20/11	H	W	73-69
01/24/13	H	L	68-74
03/02/13	A	L	46-61
03/14/13	N	L	78-83

TEXAS A&M (1-2)

H: 1-0; N: 0-2

12/10/63	H	W	94-71
12/14/83	N	L	73-78
03/19/10	N	L	53-69

TEXAS A&M CORPUS CHRISTI (1-1)

H:



RESULTS VS. ALL-TIME OPPONENTS



02/19/04 H W 77-72*
01/22/05 H W 77-52
02/17/05 A W 73-48

UC SAN DIEGO (1-0)

H: 1-0

12/04/99 H W 80-58

UC SANTA BARBARA (41-24)

H: 23-7; A: 16-13; N: 2-4

12/07/70 H W 66-64
01/27/73 A L 69-82
02/05/77 H W 78-69
02/19/77 A L 78-88*
01/20/79 H W 83-81
02/18/79 A L 73-86
01/17/80 A W 88-84
02/16/80 H W 54-51
01/22/81 A W 78-72
02/21/81 H L 79-81
02/04/82 H L 62-63
02/11/82 A L 77-92
01/13/83 H W 84-73
02/24/83 A W 94-91*
01/08/84 A W 65-50
02/02/84 H W 79-72
01/10/85 A W 78-75
02/16/85 H W 67-55
01/11/86 H L 52-66
02/15/86 A L 83-84
01/24/87 H W 64-61
02/28/87 A L 71-73
03/05/87 N L 79-87
01/16/88 A W 73-72
02/10/88 H W 85-62
03/11/88 N W 73-66
01/14/89 H W 78-65
02/13/89 A L 61-76
01/04/90 A L 66-91
01/15/90 H L 82-91
01/04/91 H W 81-75
02/28/91 A L 82-98
03/08/91 N L 76-80
01/16/92 A L 72-74
02/15/92 H W 70-54
01/14/93 H W 75-65
02/13/93 A W 77-75*
01/10/94 A L 33-53
02/19/94 H L 60-63
01/11/95 H W 75-56
02/02/95 A W 64-56
01/20/96 A L 80-85
02/15/96 H W 78-63
03/01/97 H W 71-63
03/07/97 N W 81-66
01/17/98 A W 69-66*
01/16/99 H L 65-66*
03/04/99 N L 74-75
01/20/00 A W 61-57
02/15/01 A W 71-48
03/01/01 H W 83-50
02/05/02 A W 60-56
01/31/02 H W 72-64
03/09/02 N L 56-60
01/11/03 H W 75-59
02/06/03 A L 50-62
01/08/04 A W 74-67
02/07/04 H W 63-54
01/06/05 H W 80-70
02/05/05 A W 80-50
02/22/08 H W 72-59
11/17/08 A W 61-59
02/18/12 H L 64-72
11/16/13 A W 71-64
12/20/13 H W 77-71*

UCLA (3-7)

A: 0-4; N: 0-1

1932-1933 L 39-54
1934-1935 W 44-39
1935-1936 W 43-32
1935-1936 L 36-40
1936-1936 W 44-35
1961-1962 A L 32-73
1962-1963 A L 75-89

03/14/70 A L 79-101
12/29/76 A L 68-88
03/17/01 N L 50-75

UNION (TENN.) (1-0)

H: 1-0

11/20/15 H W 73-49

UNION PACIFIC (1-0)

1929-1930 W 61-37

UNITED BILLIARDS (2-0)

1931-1932 W 54-43

1932-1933 W 56-43

UNIVERSITY OF PROVIDENCE (1-0)

H: 1-0

12/06/16 H W 84-51

UNLV (11-34)

H: 7-13; A: 3-19; N: 1-2

01/06/83 H L 77-89*
02/19/83 A L 78-111
01/14/84 H L 88-93
02/09/84 A L 75-97
03/09/84 N L 78-91
01/02/85 A L 140-142***
02/02/85 A L 83-101
01/02/86 A L 94-100*
02/01/86 H L 79-87
01/10/87 A L 94-117
02/05/87 H L 78-113
01/19/88 H L 83-87
02/18/88 A L 74-94
01/19/89 A L 80-102
01/25/89 H L 68-94
02/01/90 A L 90-124
03/01/90 H L 82-84
01/09/91 A L 93-124
01/28/91 H L 83-126
01/30/92 H L 80-85*
03/03/92 A L 53-65
01/30/93 H L 78-87
02/27/93 A L 86-94
03/12/93 N L 86-104
01/22/94 A L 61-67
02/03/94 H W 82-81*
01/21/95 H L 63-69
02/16/95 A W 76-72
01/04/96 A L 57-66
03/02/96 H W 82-69
01/22/14 A L 62-42
02/15/14 H L 73-62
01/24/15 A L 77-79*
02/24/15 H W 83-65
01/19/16 H L 68-80
01/07/17 H W 79-63
03/01/17 A L 59-66
01/06/18 A W 85-78
03/03/18 H W 79-67
02/02/19 H W 82-65
01/01/20 A L 53-70
02/05/20 H W 69-54
01/25/21 A L 56-69
01/27/21 A W 83-74
03/11/21 N W 74-53

UTAH (94-129)

H: 60-51; A: 35-77; N: 0-1

1908-1909 A L 13-32
1908-1909 H L 18-37
1909-1910 A L 15-69
1909-1910 H L 21-38
1910-1911 H L 22-26
1910-1911 A L 33-46
1911-1912 A L 17-40
1911-1912 H L 9-21
1912-1913 A W 31-20
1912-1913 H W 34-20
1913-1914 H W 41-23
1913-1914 A L 27-37
1914-1915 A L 15-24
1914-1915 H L 19-36
1915-1916 A L 35-39
1915-1916 H L 17-31

1916-1917 A W 34-17
1916-1917 H L 27-34
1917-1918 A W 45-38
1917-1918 H W 38-31
1918-1919 H L 25-36
1918-1919 A L 21-22
1920-1921 A L 26-27
1920-1921 H L 29-37
1921-1922 H L 41-43***
1921-1922 A L 27-30
1922-1923 A W 40-35
1922-1923 A L 26-29*
1922-1923 H L 32-38
1922-1923 H L 30-44
1923-1924 H W 37-23
1923-1924 H L 27-32
1923-1924 A L 22-44
1923-1924 A W 40-30
1924-1925 A L 30-33
1924-1925 A W 26-22
1924-1925 H W 33-21
1924-1925 H W 30-23
1925-1926 H W 50-26
1925-1926 H W 33-28
1925-1926 A W 40-31
1925-1926 A L 36-49
1926-1927 A W 34-28
1926-1927 A W 35-33
1926-1927 H W 41-33
1926-1927 H W 39-35
1927-1928 A L 36-37
1927-1928 A L 24-37
1927-1928 H L 35-39
1927-1928 H W 42-23
1928-1929 A L 39-49
1928-1929 A L 34-35
1928-1929 H W 42-27
1928-1929 H W 44-37
1929-1930 H W 47-40
1929-1930 H W 40-38
1929-1930 A L 45-47
1929-1930 A W 45-38
1930-1931 H W 39-28
1930-1931 H W 45-39
1930-1931 A L 39-43
1930-1931 A L 39-41
1931-1932 H L 31-46
1931-1932 H L 30-45
1931-1932 A L 29-36
1931-1932 A L 40-42
1932-1933 A L 37-55
1932-1933 A L 33-38
1932-1933 H L 37-48
1932-1933 H L 49-54*
1933-1934 H W 40-36
1933-1934 H W 32-24
1933-1934 A L 35-43
1933-1934 A L 44-51
1934-1935 H W 58-53
1934-1935 H W 50-37
1934-1935 A W 55-53
1934-1935 A W 51-41
1935-1936 A W 50-45
1935-1936 A W 46-41
1935-1936 H W 45-29
1935-1936 H L 34-35
1936-1937 H W 51-40
1936-1937 H W 41-39
1936-1937 A L 30-73
1936-1937 A L 43-59
1937-1938 A L 35-59
1937-1938 H L 47-63
1938-1939 H W 53-46
1938-1939 A L 45-67
1939-1940 A W 36-29
1939-1940 H L 40-41
1940-1941 H L 21-44
1940-1941 A L 27-49
1941-1942 H L 35-43
1941-1942 A L 39-49
1942-1943 A W 50-44
1942-1943 A L 28-46
1942-1943 H W 51-42
1942-1943 H W 55-52
1944-1945 H L 47-62

1944-1945 A L 59-80
1945-1946 A L 44-69
1945-1946 H L 31-34
1946-1947 A W 50-49
1946-1947 H L 41-55
1947-1948 H W 44-42
1947-1948 A L 29-55
1948-1949 H L 58-64
1948-1949 A L 42-61
1948-1949 A L 52-62
1948-1949 H L 40-58
1949-1950 A W 54-51
1949-1950 H W 68-50
1949-1950 H W 73-52
1949-1950 A L 36-49
1950-1951 A W 51-50
1950-1951 H L 48-61
1950-1951 H W 53-35
1950-1951 A L 44-52
1951-1952 A L 45-57
1951-1952 H L 70-79
1952-1953 H W 62-58
1952-1953 A L 68-75
1953-1954 H L 58-71
1953-1954 A L 62-74
1954-1955 A L 55-88
1954-1955 H W 62-60
1955-1956 A L 55-74
1955-1956 H L 68-75
1956-1957 H W 68-64*
1956-1957 A L 90-92
1957-1958 A L 57-81
1957-1958 H L 78-87
1958-1959 H L 71-82
1958-1959 A L 63-66
1959-1960 A W 73-61
1959-1960 H L 75-77
1960-1961 H L 70-85
1960-1961 A L 84-96
1961-1962 A L 72-77
1961-1962 H L 76-78
1962-1963 A W 69-55
1962-1963 H W 97-69
01/06/64 H W 84-72
02/01/64 A L 67-79
01/07/65 A W 86-84
01/30/65 H L 104-111
01/29/66 H L 79-94
02/12/66 A L 88-127
01/07/67 A W 89-76
01/28/67 H W 62-61
12/09/67 H L 90-102
02/03/68 A L 92-106
01/09/69 A L 89-107
02/01/69 H W 95-92
12/06/69 A W 90-72
01/17/70 H W 106-98*
12/05/70 H W 94-77
01/21/71 A W 102-92
12/04/71 A L 74-93
01/20/72 H L 59-66
12/09/72 H W 78-67
01/18/73 A L 74-76
12/08/73 A L 85-93
01/17/74 H W 84-79
12/17/74 H L 82-88
01/04/75 A L 77-83
12/06/75 A W 71-64
01/08/76 H L 80-82
12/14/76 H W 92-90
01/01/77 A L 78-102
12/23/77 A W 73-71
01/05/78 H L 76-83*
11/28/78 A L 81-84*
01/03/79 H W 80-72
12/04/79 A # 74-88
12/19/79 H W 96-88
12/09/80 H L 81-83
12/16/80 A L 74-99
11/28/81 A L 73-87
12/23/81 H W 88-78
12/08/82 H W 86-65
12/23/82 A W 67-66
12/13/83 A W 66-64
12/20/83 H W 95-86

11/24/84 A W 93-92
12/08/84 H W 92-79
11/23/85 A W 87-84*
12/28/85 H L 56-61
12/09/86 A L 79-92
12/27/86 H W 81-75
11/27/87 A L 64-77
12/05/87 H W 76-70**
12/10/88 A L 64-75
12/15/88 H L 61-76
12/18/89 A L 59-65
12/28/89 H W 79-77
12/04/90 A L 76-84
12/29/90 H L 63-74
12/03/91 H L 62-71
12/10/91 A W 74-72*
12/08/92 A L 79-86
12/22/92 H W 85-75
12/22/93 A L 55-61
12/23/94 H L 71-75
12/09/95 A L 43-59
11/26/96 H L 41-60
12/10/97 A L 55-71
11/28/98 H W 62-54
12/07/99 A L 42-77
12/06/00 H W 58-57
11/23/01 A W 78-65
12/17/02 H W 59-54
12/03/03 A L 45-56
12/04/04 H W 71-45
11/30/05 A L 66-67
12/06/06 H W 60-57
12/05/07 A L 48-72
12/22/08 H W 66-64
11/18/09 A L 67-68
11/24/10 H W 79-62
12/09/17 N L 67-77

Denotes a forfeit to USU

UTAH ATHLETICS ASSOCIATION (1-0)

1920-1921 W 31-28

UTAH VALLEY (13-0)

H: 7-0; A: 6-0

12/09/06 A W 69-65
01/10/07 H W 81-70
12/20/07 H W 87-65
12/13/08 A W 69-50
12/12/09 H W 87-56
12/18/10 A W 76-58
12/6/11 H W 63-54
12/15/12 A W 69-63
12/14/13 H W 71-60
12/13/14 A W 50-47
11/24/15 H W 81-55
12/10/16 A W 80-79*
12/16/18 H W 65-46

UTEP (1-4)

H: 0-2; A: 1-2

1962-1963 H L 59-66
1962-1963 A L 55-57
01/21/65 A L 62-68
02/20/67 H L 75-79**
03/07/70 A W 91-81

UTSA (3-0)

H: 2-0 A: 1-0

12/29/12 A W 71-67
03/09/13 H W 71-51
11/18/19 H W 82-50

VALPARAISO (0-2)

A: 0-1; N: 0-1

11/25/95 N L 70-79
11/28/17 A L 65-72

VANDERBILT (0-2)

A: 0-1; N: 0-1

03/18/88 A L 77-80
11/23/07 N L 77-56

VANGUARD (1-0)

H: 1-0

11/30/96 H W 68-50

QUICK FACTS

OUTLOOK

AGGIE BIOS

COACHES

OPPONENTS

SEASON REVIEW

RECORDS

UNIVERSITY



RESULTS VS. ALL-TIME OPPONENTS



QUICK FACTS

OUTLOOK

AGGIE BIOS

COACHES

OPPONENTS

SEASON REVIEW

RECORDS

UNIVERSITY

VCU (0-1)			
N: 0-1			
11/25/20	N	L	69-85
VERMONT (1-0)			
N: 1-0			
11/29/02	N	W	62-59
VICO OIL (1-0)			
1928-1929		W	43-34
VILLANOVA (1-0)			
A: 1-0			
1959-1960	A	W	73-72*
WASHINGTON (5-4)			
H: 2-0; A: 3-2; N: 0-2			
1962-1963	A	W	71-60
12/07/68	H	W	83-75
12/13/69	A	L	61-90
12/18/76	A	L	66-76
12/17/77	H	W	91-85
12/20/80	A	W	80-78
11/28/86	A	W	81-72
03/16/06	N	L	61-75
03/22/19	N	L	61-78
WASHINGTON UNIVERSITY (1-3)			
A: 1-1			
1953-1954		L	62-64
1955-1956		L	61-82
1957-1958	A	L	53-63
1958-1959	A	W	69-66
WASHINGTON STATE (7-1)			
H: 2-0			
1946-1947		W	50-44
1952-1953		W	72-65
1954-1955		L	68-69
1954-1955		W	73-72
1955-1956		W	68-65
1956-1957		W	58-57
1958-1959	H	W	66-57
1959-1960	H	W	72-85
WATKINS MOTOR (1-0)			
1937-1938		W	66-47
WATTS ALL-STARS (3-0)			
1938-1939		W	39-31
1940-1941		W	39-38
1940-1941		W	52-49
WAYLAND BAPTIST (1-0)			
H: 1-0			
12/27/14	H	W	75-63
WEBER HS (1-0)			
1913-1914		W	84-16
WEBER JUNIOR COLLEGE (9-2)			
1938-1939		W	56-28
1938-1939		W	66-28
1941-1942		W	56-36
1942-1943		W	62-38
1942-1943		W	63-52
1944-1945		W	79-29
1944-1945		W	63-22
1945-1946		W	64-48
1945-1946		L	41-47
1946-1947		W	66-35
1946-1947		L	44-53
WEBER STAKE ACADEMY (4-2)			
1903-1904		L	13-14
1905-1906		L	8-12
1905-1906		W	12-6
1906-1907		W	21-19
1906-1907		W	19-18
1908-1909		W	34-22
WEBER STATE (44-28)			
H: 26-9; A: 16-18; N: 2-1			
02/23/71	H	L	62-63
01/13/72	H	L	67-69

03/01/72	A	W	67-65
01/11/73	H	W	81-75
02/28/73	A	L	67-75
01/24/74	H	W	87-64
02/27/74	A	L	87-89*
01/22/75	H	W	92-66
03/05/75	A	W	72-70*
01/21/76	H	W	75-74
02/24/76	A	L	65-80
12/10/76	H	L	67-72
01/18/77	A	L	76-89
12/10/77	A	L	79-84*
01/17/78	H	W	74-65
12/16/78	A	W	76-70
12/23/78	H	L	64-73
11/30/79	H	W	91-84*
12/06/79	A	L	73-79
12/04/80	A	W	81-66
01/03/81	H	W	82-69
12/12/81	A	L	61-86
01/02/82	H	L	78-83
12/04/82	A	L	57-83
12/16/82	H	W	74-62
12/03/83	H	L	73-74
12/22/83	A	W	69-63
12/01/84	A	L	70-77
12/14/84	H	W	104-83
11/29/85	H	L	85-92
12/14/85	A	L	76-108
12/13/86	A	W	84-75
12/20/86	H	W	76-67
12/22/87	A	W	107-93
12/29/87	H	W	92-69
12/03/88	H	W	106-93
12/19/88	A	L	74-75
12/20/89	H	W	70-52
12/30/89	A	W	64-62
12/13/90	H	W	77-62
12/19/90	A	W	82-72
12/07/91	A	W	92-78
12/30/91	H	W	84-72
12/12/92	A	L	80-85
12/07/93	H	L	86-87
12/16/95	A	L	79-81*
12/19/96	A	W	80-68
12/27/97	H	W	71-65
12/19/98	A	L	72-82
12/21/99	N	L	73-86
12/23/00	H	W	89-77
12/08/01	A	L	64-67
12/21/02	H	W	66-64
11/25/03	A	W	66-60
12/11/04	H	W	73-56
12/10/05	A	W	69-60
11/19/06	N	W	68-55
11/25/06	H	W	77-68
11/10/07	A	L	71-78
11/25/08	H	W	75-49
11/13/09	A	W	66-60
12/23/09	H	W	85-73
11/13/10	H	W	77-65
11/15/11	A	L	63-73
11/24/12	H	W	65-55
11/26/13	A	W	77-71
11/14/14	H	W	72-61
11/13/15	A	W	73-70
12/21/16	H	L	71-77
11/10/17	A	L	59-65
12/08/18	N	W	76-67
11/08/19	H	W	89-34
WELLSVILLE ATHLETIC CLUB (1-0)			
1915-1916		W	31-23
WEST HS (2-0)			
1916-1917		W	46-30
1917-1918		W	31-9
WEST TEXAS A&M (5-5)			
H: 4-2; A: 1-3			
1958-1959	H	W	91-61
01/25/69	H	L	92-102
02/27/69	A	L	83-95
12/11/69	H	W	112-87
02/26/70	A	W	83-73

12/02/70	H	L	78-81
12/09/71	H	W	100-82
02/24/72	A	L	80-82
12/19/77	H	W	80-62
01/07/82	A	L	81-90
WESTERN ATHLETIC CLUB (1-0)			
1921-1922		W	39-37
WESTERN COLORADO (2-0)			
H: 2-0			
12/18/99	H	W	93-51
12/15/01	H	W	99-43
WESTERN ILLINOIS (1-0)			
12/19/13	H	W	68-52
WESTERN KENTUCKY (0-2)			
A: 0-1			
1947-1948		L	49-80
1960-1961	A	L	72-86
WESTERN MICHIGAN (2-0)			
H: 1-0; A: 1-0			
12/02/78	A	W	93-85
12/22/10	H	W	78-57
WESTERN OREGON (2-0)			
H: 2-0			
12/29/09	H	W	78-42
12/08/12	H	W	86-57
WHITMAN (1-0)			
H: 1-0			
11/26/02	H	W	86-52
WHITTIER COLLEGE (1-0)			
1929-1930		W	46-12
WHITWORTH COLLEGE (1-1)			
H: 1-0			
1956-1957		L	49-67
11/28/98	H	W	69-65
WICHITA STATE (6-5)			
H: 2-0; A: 2-5			
1948-1949		W	43-39
1950-1951		W	56-50
1959-1960	A	W	75-68
1960-1961	A	L	63-73
1961-1962	A	L	88-90
12/23/66	A	L	106-123
12/16/67	H	W	102-83
12/29/70	A	W	84-78
11/24/95	A	L	61-63*
02/20/10	H	W	68-58
12/10/11	A	L	76-83
WILLAMETTE (1-0)			
1941-1942		W	38-31
WILMERING YMCA (0-1)			
1935-1936		L	48-62
WISCONSIN (0-1)			
A: 0-1			
12/26/69	A	L	74-81
WISCONSIN-MILWAUKEE (1-0)			
H: 1-0			
02/07/74	H	W	87-56
WISCONSIN-PARKSIDE (1-0)			
H: 1-0			
12/07/77	H	W	73-58
WISCONSIN-STOUT (1-0)			
H: 1-0			
12/01/72	H	W	88-70
WYOMING (33-50)			
H: 22-17; A: 7-30; N: 3-3			
01/17/30	H	W	31-29
03/05/36	A	W	42-32
03/06/36	A	W	42-28

03/07/36	A	L	33-48
01/14/38	A	L	32-44
01/22/38	H	L	55-57
02/17/39	H	W	47-45
02/25/39	A	L	41-50
01/26/40	H	W	46-33
02/03/40	A	W	30-27
02/21/41	H	L	35-41
03/01/41	A	L	32-50
02/08/42	A	L	43-60
02/27/42	H	L	54-73
02/23/45	H	W	44-36
03/03/45	A	L	49-52
02/09/46	A	L	30-45
03/02/46	H	L	52-66
01/18/47	H	L	34-43
02/08/47	A	L	45-60
02/20/48	A	L	40-46
03/05/48	H	L	27-29
02/18/49	H	L	55-66
02/19/49	H	L	31-45
03/05/49	A	L	44-63
03/07/49	A	L	44-65
01/28/50	H	W	43-36
01/30/50	H	L	28-32
02/18/50	A	L	42-48
02/20/50	A	L	33-59
12/29/50	N	L	49-69
02/17/51	A	L	54-55
02/19/51	A	L	51-58
03/02/51	H	L	52-69
03/03/51	H	L	49-53
01/12/52	A	L	39-69
01/17/52	H	W	53-47
01/09/53	A	L	54-64
02/14/53	H	W	58-56
01/18/54	A	L	54-65
01/28/54	H	W	62-46
01/08/55	H	L	60-65
02/12/55	H	L	48-68
01/13/56	H	W	63-61
02/17/56	A	L	73-95
01/11/57	A	L	78-86
02/15/57	H	W	76-62
01/17/58	H	L	70-71
02/24/58	A	L	68-72
01/16/59	A	W	82-76
02/21/59	H	W	79-56
01/15/60	H	W	88-60
02/20/60	A	W	81-67
01/13/61	A	L	73-86
02/18/61	H	W	73-61
01/13/62	H	W	72-59
02/16/62	A	W	78-65
11/30/68	A	L	88-113
12/13/68	H	L	72-83
12/28/71	H	L	85-92
01/11/74	A	L	67-73
01/28/75	H	W	84-69
12/29/93	N	L	69-73*
12/21/96	N	W	73-72
12/03/97	A	L	61-67
12/31/08	H	W	90-85*
02/01/14	A	L	57-74
03/05/14	H	W	65-54
01/27/15	H	W	56-44
03/04/15	A	L	53-76
03/12/15	N	L	65-67
02/06/16	A	L	65-84
03/09/16	N	W	88-70
01/11/17	A	L	87-95
02/11/17	H	W	81-74
01/20/18	H	L	77-85
02/07/18	A	L	65-83
01/12/19	A	W	71-55
02/13/19	H	W	76-59
01/28/20	A	W	68-45
02/19/20	H	W	78-58
03/06/20	N	W	89-82
03/04/21	H	W	72-59
XAVIER (2-0)			
A: 2-0			
12/27/66	A	W	107-88
12/04/67	A	W	87-85



QUICK FACTS	OUTLOOK	AGGIE BIOS	COACHES	OPONENTS	SEASON REVIEW	RECORDS	UNIVERSITY
-------------	---------	------------	---------	----------	---------------	---------	------------

THIS IS THE MOUNTAIN WEST

From its inception in 1999, the Mountain West has been committed to excellence in intercollegiate athletics, while promoting the academic missions of its member institutions. Progressive in its approach, the MW continues to cultivate opportunities for student-athletes to compete at the highest level, while fostering academic achievement and sportsmanship. Now in its 19th year, the MW has been assertive in its involvement with the NCAA governance structure and has taken a leadership role in the overall administration of intercollegiate athletics.

The Mountain West has marked several achievements during its first 18 years, most notably becoming the first to establish a sports television network dedicated solely to an intercollegiate athletic conference (The Mtn.). The Mountain West also was the first to experiment with the coaches' challenge in the college football instant replay system, and was the first non-automatic-qualifying BCS conference to participate in four BCS bowl games, winning three. In the inaugural year of the new College Football Playoff system, Boise State earned the automatic slot into a New Year's Six bowl game as the highest-ranked champion from the Group of Five 5 conferences. The Broncos defeated then 10th-ranked Arizona 38-30 in the VIZIO Fiesta Bowl. In 2011-12, the Mountain West was among the first conferences to implement a league-wide state-of-the-art basketball instant replay system.

Changes in the NCAA governance structure set the table for another Conference first, when two members of the MW Student-Athlete Advisory Committee (SAAC) were included in the June 2014 meeting of the Mountain West Board of Directors. New Mexico track and field athlete Kendall Spencer, the national chair of the 2014-15 NCAA Division I Student-Athlete Advisory Committee, and Air Force Academy volleyball player Emma Dridge joined the BOD members in this historic meeting to advance the discussion on student-athlete involvement in the NCAA and MW governance structure. During the last three academic years, MW student-athletes participated on monthly membership calls and have joined MW administrators in the annual Joint Council Spring Meetings in Arizona.

The Mountain West is well-represented within the new NCAA governance structure, including individuals who were appointed to serve on committees tasked with managing the day-to-day business of Division I athletics. Colorado State President Tony Frank currently sits on the DI Board of Directors, while MW Commissioner Craig Thompson and Fresno State

Faculty Athletics Representative Dawn Lewis are members of the DI Council. Kendall Spencer, the former chair of the DI Student-Athlete Advisory Committee and UNM track & field athlete, was the first student-athlete in the history of the organization to serve on the Division I Board.

Additionally, the Mountain West was the first conference to have a member institution with No. 1 overall picks in both the NFL and NBA drafts in the same year (Utah's Alex Smith and Andrew Bogut, respectively in 2005). With UNLV's Anthony Bennett claiming the No. 1 pick in the 2013 NBA Draft, the Mountain West is one of three conferences to have multiple No. 1 NBA draft selections since 2000. Also, with San Diego State's Stephen Strasburg earning the No. 1 pick in the 2009 MLB Draft, the Mountain West is one of two conferences to have the No. 1 selection in each of the NFL, NBA and MLB drafts since the MW was founded in 1999.

The Mountain West is noted for its geographic diversity. Some of the most beautiful terrain and landscapes in the nation can be found within Mountain West boundaries, including the majestic Rocky Mountain range, which borders five MW institutions (Air Force, Boise State, Colorado State, New Mexico and Utah State). The high plains of Wyoming (elevation 7,220 feet – the highest Division I campus in the nation) contrast with the desert cities of Las Vegas and Reno, home to UNLV and Nevada, respectively, while Fresno State, San Diego State and San Jose State add a West coast influence with their locations in Central, Southern and Northern California. The inclusion of the Hawaii's football program extends the Mountain West footprint to the beautiful islands in the Pacific Ocean, while the addition of the women's soccer program at Colorado College gives the MW an additional presence in the Rocky Mountains.

HISTORY

The Mountain West was conceived on May 26, 1998, when the presidents of eight institutions — Air Force, BYU, Colorado State, New Mexico, San Diego State, UNLV, Utah and Wyoming — decided to form a new NCAA Division I-A intercollegiate athletic conference. The split from a former 16-team conference re-established continuity and stability among the membership within the new league and signaled the continuation of its tradition-rich, long-standing athletic rivalries. Three of the MW's eight original members have been conference rivals since the 1960s (New Mexico, Wyoming and Colorado State), while San Diego State (1978) and Air Force (1980) were

longtime members as well. UNLV and TCU entered the fold in 1996 and the Rebels continued as one of the original eight institutions that formed the MW in 1999. TCU re-joined the group with its first year of competition in the Mountain West in 2005-06. With conference realignment sweeping the nation in recent years, the MW has been proactive in addressing membership changes. Boise State University joined the Mountain West in 2011-12, followed by Fresno State and the University of Nevada on July 1, 2012. Also on July 1, 2012, the University of Hawai'i became a football-only member of the Conference. On July 1, 2013, the Mountain West further expanded when San José State University and Utah State University joined the Conference, bringing to 11 the number of full-time member institutions and 12 football-playing members. On July 1, 2014, the Colorado College women's soccer program became the first non-football affiliate member of the Mountain West, expanding that sport to 12 Conference participants.

When the Mountain West officially began operations on July 1, 1999, the new league had in place a seven-year contract with ESPN, giving the broadcast entity exclusive national television rights to MW football and men's basketball, and three-year agreements to send the league's football champion to the Liberty Bowl and a second team to the Las Vegas Bowl. Commissioner Thompson also arranged a third bowl tie-in each of the first three seasons (1999 Motor City, 2000 Silicon Valley, 2001 New Orleans) before securing a four-year deal with the Emerald Bowl in San Francisco in 2002.

Entering the 2017 season, the MW has agreements with seven (7) different bowl games that will generate at least five (5) guaranteed postseason opportunities for its member institutions. These include primary positions with the Famous Idaho Potato Bowl, Gildan New Mexico Bowl, NOVA® Home Loans Arizona Bowl, Las Vegas Bowl, and Hawai'i Bowl - and secondary positions with the Ticket City Cactus Bowl and the Foster Farms Bowl.

An innovator in the postseason bowl structure, the MW engineered many "firsts," as league teams have participated in seven inaugural bowl games (2000 Silicon Valley, 2001 New Orleans, 2002 San Francisco (Emerald), 2005 Poinsettia, 2006 New Mexico, 2015 Arizona, 2015 Cure), as well as placing the first non-automatic-qualifying FBS team into a BCS bowl game with Utah's appearance in the 2005 Tostitos Fiesta Bowl and into the College Football Playoff (CFP) with Boise State's selection to the 2014 Tostitos Fiesta Bowl.

MOUNTAIN WEST QUICK FACTS

10807 New Allegiance Drive, Suite 250
Colorado Springs, CO 80921
Phone: (719) 488-4040
Fax: 719-487-7240
Website: www.themw.com

Founded: July 1, 1999

Affiliations (Year Joined MW): Air Force (1999), Boise State (2011), Colorado College (2014, women's soccer only), Colorado State (1999), Fresno State (2012), Hawai'i (2012, football only), Nevada (2012), New Mexico (1999), San Diego State (1999), San José State (2013), UNLV (1999), Utah State (2013), Wyoming (1999).

Men's Sports: Baseball, Basketball, Cross Country, Football, Golf, Indoor Track & Field, Outdoor Track & Field, Tennis

Women's Sports: Basketball, Cross Country, Golf, Indoor Track & Field, Outdoor Track & Field, Soccer, Softball, Swimming & Diving, Tennis, Volleyball

Team NCAA Championships: 5

Individual NCAA Championships: 27

NCAA Postgraduate Scholarship Winners: 42

Academic All-American Selections: 203

All-American Selections: 1,154



MOUNTAIN WEST





MW COMPOSITE SCHEDULE



TUESDAY, NOVEMBER 9

Eastern Washington at Nevada
UC Riverside at San Diego State
UC Davis at Utah State
Utah Valley at Boise State
Oral Roberts at Colorado State
Fresno Pacific at Fresno State

WEDNESDAY, NOVEMBER 10

Detroit Mercy at Wyoming
Gardner Webb at UNLV
Florida Atlantic at New Mexico

THURSDAY, NOVEMBER 11

CSU Fullerton at San José State
Air Force at South Dakota

FRIDAY, NOVEMBER 12

Arkansas-Pine Bluff at Colorado State
San Diego at Nevada
Utah State vs Richmond (Annapolis, Md.)
LIU at Fresno State
San Diego State at BYU

SATURDAY, NOVEMBER 13

Cal at UNLV
Air Force at Tulsa
New Mexico at Colorado
Boise State at UC Irvine

SUNDAY, NOVEMBER 14

Arkansas-Pine Bluff at Wyoming
Peru State at Colorado State

MONDAY, NOVEMBER 15

Grambling State at New Mexico
San José State at Stanford
North Dakota State at UNLV
Idaho at Fresno State

NOVEMBER 16

Nevada at Santa Clara

WEDNESDAY, NOVEMBER 17

Texas Southern at Air Force

THURSDAY, NOVEMBER 18

Nevada at San Francisco
Wyoming at Washington
San José State at Cal Baptist
Boise State vs. St. Bonaventure
(Charleston, S.C.)
Utah State vs Penn (Myrtle Beach, S.C.)
Arizona State at San Diego State

FRIDAY, NOVEMBER 19

Boise State vs Clemson/Temple
(Charleston, S.C.)
Utah State vs Davidson/New Mexico State
(Myrtle Beach, S.C.)
Colorado State vs Brandley
(St. Thomas, U.S. Virgin Islands)
UNLV vs Michigan (Las Vegas, Nev.)

SATURDAY, NOVEMBER 20

Montana State at New Mexico
Air Force vs Holy Cross
(Daytona Beach, Florida)
UT Arlington at San Diego State
San José State at Texas

SUNDAY, NOVEMBER 21

Utah State vs TBA (Myrtle Beach, S.C.)
Boise State vs TBA (Charleston, S.C.)
Air Force vs Bethune Cookman/Bryant
(Daytona Beach, Florida)
Colorado State vs Brown/Creighton
(St. Thomas, U.S. Virgin Islands)
UNLV vs Arizona/Wichita State
(Las Vegas, Nev.)

MONDAY, NOVEMBER 22

Nevada vs TBA (Sioux Falls, S.D.)
Colorado State vs TBA
(St. Thomas, U.S. Virgin Islands)
Western New Mexico at New Mexico
Fresno State at Pepperdine
Wyoming at Grand Canyon

TUESDAY, NOVEMBER 23

Northern Colorado at San José State
Nevada vs TBA (Sioux Falls, S.D.)

WEDNESDAY, NOVEMBER 24

Fresno State vs Santa Clara (Dana Point, Calif.)
Nevada vs TBA (Sioux Falls, S.D.)
Whittier College at UNLV
Denver at Air Force

THURSDAY, NOVEMBER 25

New Mexico vs UAB (Las Vegas, Nev.)
San Diego State vs Georgetown
(Anaheim, Calif.)

FRIDAY, NOVEMBER 26

New Mexico vs San Francisco/Towson
(Las Vegas, Nev.)
Montana Tech at Boise State
Hastings College at Wyoming
San Diego State vs USC/Saint Joseph's

SATURDAY, NOVEMBER 27

UT Arlington at Utah State
UCLA at UNLV
Northern Colorado at Colorado State
Idaho State at Air Force

SUNDAY, NOVEMBER 28

Fresno State at Cal

MONDAY, NOVEMBER 29

Carroll College at Utah State
Wyoming at CSU Fullerton

TUESDAY, NOVEMBER 30

Pepperdine at Nevada
South Dakota at San José State
Long Beach State at San Diego State
Saint Louis at Boise State
New Mexico at New Mexico State

WEDNESDAY, DECEMBER 1

UNLV at SMU
San Diego at Fresno State
Little Rock at Colorado State

THURSDAY, DECEMBER 2

Denver at Wyoming
Saint Mary's at Utah State

FRIDAY, DECEMBER 3

North Dakota at San José State
Tulsa at Boise State

SATURDAY, DECEMBER 4

Nevada at North Texas
CSU Northridge at Fresno State
Saint Mary's at Colorado State
McNeese State at Wyoming
Army at Air Force
UNLV at San Francisco
San Diego State at Michigan

MONDAY, DECEMBER 6

San José State at Pepperdine
New Mexico State at New Mexico

TUESDAY, DECEMBER 7

Boise State at CSU Northridge
Nevada at UT Arlington

WEDNESDAY, DECEMBER 8

Air Force at Montana
Utah State at BYU
UNLV vs Seattle (Las Vegas, Nev.)
Fresno State at San Francisco
Wyoming at Arizona
CSU Fullerton at San Diego State

THURSDAY, DECEMBER 9

Denver at New Mexico

FRIDAY, DECEMBER 10

Prairie View A&M at Boise State

SATURDAY, DECEMBER 11

Utah Valley at Wyoming
Harford at UNLV
New Orleans at Utah State
Pacific at San José State
UC Irvine at Fresno State
Colorado State vs Mississippi State
(Dallas, Texas)

SUNDAY, DECEMBER 12

UTEP at New Mexico

TUESDAY, DECEMBER 14

Santa Clara at Boise State

WEDNESDAY, DECEMBER 15

Utah State at Weber State
Minnesota Duluth at Nevada
Omaha at UNLV

FRIDAY, DECEMBER 17

Cal Poly at Fresno State
San José State at Portland
San Diego State at Saint Mary's

SATURDAY, DECEMBER 18

Utah State vs Iowa (Sioux Falls, S.D.)
Colorado State vs Tulsa (Fort Worth, Texas)
LMU at Nevada

SUNDAY, DECEMBER 19

CSU Fullerton at Boise State
SMU at New Mexico
Air Force at Arkansas State

TUESDAY, DECEMBER 21

Fresno State at Utah
Portland State at Utah State
Colorado State vs Alabama
(Birmingham, Ala.)
Norfolk State at New Mexico
Santa Clara at San José State
Grand Canyon at Nevada
Air Force at Tarleton State

WEDNESDAY, DECEMBER 22

Wyoming vs Stanford (Honolulu, Hawaii)
UC San Diego at San Diego State
San Diego at UNLV
Boise State vs Washington State
(Spokane, Wash.)

THURSDAY, DECEMBER 23

Fresno State at Weber State
Wyoming vs Liberty/Northern Iowa
(Honolulu, Hawaii)

SATURDAY, DECEMBER 25

Wyoming vs TBA (Honolulu, Hawaii)

TUESDAY, DECEMBER 28

Fresno State at Boise State*
Utah State at Air Force*
Colorado State at New Mexico*

WEDNESDAY, DECEMBER 29

Nevada at San José State*

SATURDAY, JANUARY 1

Air Force at Fresno State*
San José State at Utah State*
New Mexico at Nevada*
San Diego State at UNLV*
Boise State at Wyoming*

TUESDAY, JANUARY 4

Air Force at Colorado State*
Fresno State at Nevada*
Boise State at Utah State*

WEDNESDAY, JANUARY 5

Fresno State at San Diego State*
UNLV at San José State*

FRIDAY, JANUARY 7

Colorado State at Boise State*

SATURDAY, JANUARY 8,

Wyoming at Fresno State*
Nevada at San Diego State*
Utah State at New Mexico*
UNLV at Air Force*

TUESDAY, JANUARY 11

San José State at Fresno State*
New Mexico at UNLV*

WEDNESDAY, JANUARY 12

Utah State at Colorado State*
Boise State at Nevada*
San Diego State at Wyoming*

FRIDAY, JANUARY 14

Fresno State at UNLV*

SATURDAY, JANUARY 15

Colorado State at San José State*
Wyoming at Utah State*
Nevada at Air Force*
San Diego State at New Mexico*

TUESDAY, JANUARY 18

Air Force at Boise State*
San José State at Wyoming*
UNLV at San Diego State*
Utah State at Fresno State*

WEDNESDAY, JANUARY 19

New Mexico at Colorado State*

FRIDAY, JANUARY 21

Fresno State at Nevada*

SATURDAY, JANUARY 22

San José State at UNLV*
Colorado State at Air Force*
New Mexico at Wyoming*
Boise State at San Diego State*

TUESDAY, JANUARY 25

Air Force at San José State*
Wyoming at Boise State*
Fresno State at New Mexico*
Nevada at Colorado State*

WEDNESDAY, JANUARY 26

San Diego State at Utah State*

FRIDAY, JANUARY 28

San José State at New Mexico*
Wyoming at Air Force*
UNLV at Colorado State*
Boise State at Fresno State*

SATURDAY, JANUARY 29

Utah State at Nevada*

MONDAY, JANUARY 31

Colorado State at Wyoming*
New Mexico at San Diego State*

TUESDAY, FEBRUARY 1

Air Force at Utah State*
Nevada at UNLV*
Fresno State at San José State*

FRIDAY, FEBRUARY 4

San Diego State at Colorado State*
Nevada at Fresno State*

SATURDAY, FEBRUARY 5

New Mexico at Air Force*
UNLV at Utah State*
San José State at Boise State*

TUESDAY, FEBRUARY 8

Utah State at Wyoming*
Air Force at UNLV*
Colorado State at Nevada*
Boise State at New Mexico*

WEDNESDAY, FEBRUARY 9

San Diego State at San José State*

QUICK FACTS

OUTLOOK

AGGIE BIOS

COACHES

OPPONENTS

SEASON REVIEW

RECORDS

UNIVERSITY



QUICK FACTS

OUTLOOK

AGGIE BIOS

COACHES

OPONENTS

SEASON REVIEW

RECORDS

UNIVERSITY

FRIDAY, FEBRUARY 11
Fresno State at Colorado State*
Nevada at Utah State*
UNLV at Boise State*

SATURDAY, FEBRUARY 12
Air Force at San Diego State*
Wyoming at San José State*

TUESDAY, FEBRUARY 15
Wyoming at New Mexico*
Boise State at Air Force*
Utah State at San Diego State*

WEDNESDAY, FEBRUARY 16
San José State at Nevada*
UNLV at Fresno State*

SATURDAY, FEBRUARY 19
Air Force at Wyoming*
New Mexico at San José State*
Utah State at Boise State*
Colorado State at UNLV*
San Diego State at Fresno State*

TUESDAY, FEBRUARY 22
Fresno State at Air Force*
San Diego State at Boise State*
New Mexico at Utah State*
UNLV at Nevada*

WEDNESDAY, FEBRUARY 23
Wyoming at Colorado State*

FRIDAY, FEBRUARY 25
San José State at San Diego State*

SATURDAY, FEBRUARY 26
Air Force at New Mexico*
Nevada at Wyoming*
Boise State at UNLV*
Colorado State at Utah State*

TUESDAY, MARCH 1
San José State at Air Force*
Nevada at Boise State*
Colorado State at San Diego State*
New Mexico at Fresno State*

WEDNESDAY, MARCH 2
Wyoming at UNLV*

FRIDAY, MARCH 4
Utah State at San José State*

SATURDAY, MARCH 5
Fresno State at Wyoming*
Boise State at Colorado State*
San Diego State at Nevada*
UNLV at New Mexico*

MARCH 9-12
MW Men's Basketball Championships
(Las Vegas, nev.)





SEASON
REVIEW

No.	Player	GP-GS	Min	Avg	FG-FGA	Pct	3FG-FGA	Pct	FT-FTA	Pct	Off	Def	Tot	Avg	PF	FO	A	TO	Blk	Stl	Pts	Avg
23	QUETA, Neemias	29-29	870	30.0	167-299	.559	0-2	.000	99-140	.707	83	211	294	10.1	69	2	77	69	97	31	433	14.9
34	BEAN, Justin	29-29	785	27.1	131-253	.518	10-42	.238	58-70	.829	86	138	224	7.7	54	0	54	42	9	38	330	11.4
44	ANTHONY, Marco	28-28	896	32.0	102-246	.415	21-62	.339	56-91	.615	42	93	135	4.8	50	1	88	57	12	25	281	10.0
24	WORSTER, Rollie	26-25	719	27.7	86-212	.406	23-81	.284	41-51	.804	21	78	99	3.8	58	1	92	64	6	24	236	9.1
22	MILLER, Brock	27-27	761	28.2	83-216	.384	57-156	.365	15-21	.714	9	39	48	1.8	41	0	25	20	0	14	238	8.8
10	ANDERSON, Alphonso	29-4	473	16.3	71-176	.403	23-68	.338	32-44	.727	28	52	80	2.8	35	0	19	24	1	11	197	6.8
03	ASHWORTH, Steven	29-2	551	19.0	51-143	.357	31-85	.365	44-49	.898	7	48	55	1.9	49	0	76	38	1	16	177	6.1
02	BAIRSTOW, Sean	25-1	293	11.7	36-76	.474	10-26	.385	11-16	.688	3	25	28	1.1	17	0	19	22	3	9	93	3.7
30	VEDISCHEV, Zahar	5-0	21	4.2	4-13	.308	3-11	.273	0-0	.000	0	3	3	0.6	0	0	1	3	0	0	11	2.2
32	DORIUS, Trevin	25-0	189	7.6	22-41	.537	0-0	.000	7-17	.412	27	40	67	2.7	34	0	7	17	12	14	51	2.0
11	SHULGA, Max	23-0	156	6.8	13-38	.342	6-20	.300	5-6	.833	9	33	42	1.8	13	0	8	16	0	9	37	1.6
12	ZAPALA, Szymon	13-0	49	3.8	4-12	.333	0-0	.000	6-12	.500	12	4	16	1.2	12	1	2	11	2	1	14	1.1
13	McCHESNEY, Liam	3-0	10	3.3	1-4	.250	0-3	.000	0-0	.000	1	2	3	1.0	0	0	0	0	0	1	2	0.7
52	KARWOWSKI, Kuba	4-0	6	1.5	1-2	.500	0-0	.000	0-0	.000	1	0	1	0.3	1	0	0	0	2	0	2	0.5
21	STASTNY, Karson	7-0	10	1.4	1-1	1.000	1-1	1.000	0-0	.000	0	0	0	0.0	0	0	1	0	0	0	3	0.4
35	WICKIZER, Matthew	9-0	11	1.2	0-0	.000	0-0	.000	0-1	.000	0	4	4	0.4	3	0	0	2	0	0	0	0.0
TM	TEAM										35	46	81	2.8	0			18			0	
	Total	29			773-1732	.446	185-557	.332	374-518	.722	364	816	1180	40.7	436	5	469	403	145	193	2105	72.6
	Opponents	29			640-1640	.390	221-664	.333	307-414	.742	224	657	881	30.4	516	-	334	396	104	192	1808	62.3

2021-22 UTAH STATE MEN'S BASKETBALL - 23 NCAA TOURNAMENTS - 9 NIT APPEARANCES



2020-21 CONFERENCE STATISTICS



RECORD:	OVERALL	HOME	AWAY	NEUTRAL
ALL GAMES	20-9	10-2	7-3	3-4
CONFERENCE	15-4	8-1	7-3	0-0

No.	Player	GP-GS	Min	Avg	FG-FGA	Pct	3FG-FGA	Pct	FT-FTA	Pct	Off	Def	Tot	Avg	PF	FO	A	TO	Blk	Stl	Pts	Avg
23	QUETA, Neemias	19-19	559	29.4	118-202	.584	0-1	.000	56-82	.683	57	140	197	10.4	46	2	54	43	66	22	292	15.4
34	BEAN, Justin	19-19	499	26.3	88-174	.506	9-33	.273	25-31	.806	55	92	147	7.7	34	0	42	30	6	26	210	11.1
22	MILLER, Brock	17-17	487	28.6	60-144	.417	42-108	.389	13-18	.722	6	23	29	1.7	30	0	18	9	0	8	175	10.3
44	ANTHONY, Marco	19-19	585	30.8	61-149	.409	12-35	.343	33-55	.600	27	61	88	4.6	34	1	65	35	8	17	167	8.8
10	ANDERSON, Alphonso	19-4	328	17.3	55-127	.433	18-48	.375	26-36	.722	19	35	54	2.8	26	0	13	16	1	10	154	8.1
24	WORSTER, Rollie	16-15	414	25.9	46-112	.411	15-55	.273	22-29	.759	14	45	59	3.7	37	1	59	36	3	16	129	8.1
03	ASHWORTH, Steven	19-2	410	21.6	42-113	.372	26-66	.394	34-36	.944	4	32	36	1.9	36	0	60	28	1	12	144	7.6
02	BAIRSTOW, Sean	18-0	191	10.6	27-51	.529	7-18	.389	6-9	.667	2	21	23	1.3	10	0	12	11	2	3	67	3.7
30	VEDISCHEV, Zahar	4-0	20	5.0	4-13	.308	3-11	.273	0-0	.000	0	3	3	0.8	0	0	1	3	0	0	11	2.8
32	DORIUS, Trevin	18-0	141	7.8	17-30	.567	0-0	.000	5-13	.385	24	29	53	2.9	27	0	6	13	8	13	39	2.2
11	SHULGA, Max	15-0	113	7.5	12-34	.353	5-17	.294	3-4	.750	7	21	28	1.9	8	0	7	13	0	9	32	2.1
12	ZAPALA, Szymon	9-0	29	3.2	2-8	.250	0-0	.000	3-5	.600	10	3	13	1.4	10	1	0	7	1	0	7	0.8
52	KARWOWSKI, Kuba	4-0	6	1.5	1-2	.500	0-0	.000	0-0	.000	1	0	1	0.3	1	0	0	0	2	0	2	0.5
21	STASTNY, Karson	7-0	10	1.4	1-1	1.000	1-1	1.000	0-0	.000	0	0	0	0.0	0	0	1	0	0	0	3	0.4
35	WICKIZER, Matthew	7-0	8	1.1	0-0	.000	0-0	.000	0-1	.000	0	4	4	0.6	2	0	0	1	0	0	0	0.0
TM	TEAM										17	32	49	2.6	0			16			0	

Total	19	534-1160	.460	138-393	.351	226-319	.708	243	541	784	41.3	301	5	338	261	98	136	1432	75.4
Opponents	19	404-1055	.383	138-423	.326	206-285	.723	142	428	570	30.0	327	-	216	277	65	129	1152	60.6

	USU	OPP		
SCORING	1432	1152		
Points per game	75.4	60.6		
Scoring margin	+14.7	-		
FIELD GOALS-ATT	534-1160	404-1055		
Field goal pct	.460	.383		
3 POINT FG-ATT	138-393	138-423		
3-point FG pct	.351	.326		
3-pt FG made per game	7.3	7.3		
FREE THROWS-ATT	226-319	206-285		
Free throw pct	.708	.723		
F-Throws made per game	11.9	10.8		
REBOUNDS	784	570		
Rebounds per game	41.3	30.0		
Rebounding margin	+11.3	-		
ASSISTS	338	216		
Assists per game	17.8	11.4		
TURNOVERS	261	277		
Turnovers per game	13.7	14.6		
Turnover margin	+0.8	-		
Assist/turnover ratio	1.3	0.8		
STEALS	136	129		
Steals per game	7.2	6.8		
BLOCKS	98	65		
Blocks per game	5.2	3.4		
ATTENDANCE	13660	1581		
Home games-Avg/Game	9-1518	10-158		
Neutral site-Avg/Game	-	0-0		
SCORE BY PERIODS:	1st	2nd	OT	Total
Utah State	701	731	-	1432
Opponents	532	620	-	1152

DATE	OPPONENT	W/L	SCORE	ATTEND
12/21/20	SAN JOSE STATE*	W	107-62	1,354
12/23/20	SAN JOSE STATE*	W	85-52	1,151
12/31/20	at Air Force*	W	83-48	-
01/02/21	at Air Force*	W	72-53	-
01/06/21	at New Mexico*	W	77-45	-
01/08/21	at New Mexico*	W	82-46	-
01/14/21	SAN DIEGO STATE*	W	57-45	1,585
01/16/21	SAN DIEGO STATE*	W	64-59	1,638
01/19/21	COLORADO STATE*	W	83-64	1,553
01/21/21	COLORADO STATE*	L	76-84	1,592
01/25/21	at UNLV*	L	56-59	-
01/27/21	at UNLV*	W	83-74	30
02/04/21	at Fresno State*	W	69-53	-
02/17/21	at Boise State*	L	70-79	679
02/19/21	at Boise State*	L	77-81	872
02/26/21	NEVADA*	W	75-72	1,633
02/28/21	NEVADA*	W	87-66	1,527
03/04/21	WYOMING*	W	72-59	1,627
03/06/21	at Fresno State*	W	57-51	-

* - Denotes Mountain West Conference game



QUICK FACTS
OUTLOOK
AGGIE BIOS
COACHES
OPPONENTS
SEASON REVIEW
RECORDS
UNIVERSITY

	Opponent	Points in Paint	Points off TO	2nd Chance Points	Fastbreak Points	Bench Points	Largest Lead
QUICK FACTS	vs VCU	36/34	26/28	17/12	2/10	15/29	10/16
	vs South Dakota St.	24/34	2/17	2/5	6/16	18/21	2/26
	vs Northern Iowa	30/16	13/5	8/10	6/0	4/19	12/8
	BYU	30/24	14/10	7/8	2/6	5/12	6/11
	COLLEGE OF IDAHO	40/6	32/12	17/8	12/7	37/33	27/1
OUTLOOK	at Weber State	Canceled					
	DIXIE STATE	Canceled					
	NORTHERN COLO.	36/22	21/2	13/5	6/4	7/11	17/4
	SAN JOSÉ ST.	52/30	22/6	27/13	13/2	51/32	49/1
	SAN JOSÉ ST.	34/14	19/11	9/5	13/4	35/27	35/-
AGGIE BIOS	at Air Force	40/24	45/4	16/2	11/0	28/16	37/2
	at Air Force	44/22	19/17	8/2	2/3	10/9	25/-
	at New Mexico	46/12	19/13	12/6	3/10	31/23	34/5
	at New Mexico	38/22	14/14	16/9	6/2	35/27	36/-
	SAN DIEGO ST.	20/16	12/16	6/4	4/0	16/6	13/3
COACHES	SAN DIEGO ST.	18/26	14/17	6/3	2/6	28/36	8/10
	COLORADO ST.	22/20	21/16	12/5	2/5	21/12	26/2
	COLORADO ST.	28/28	16/16	14/7	6/4	23/22	10/12
	at UNLV	30/10	14/12	11/6	4/4	4/8	6/10
	at UNLV	32/20	8/18	14/10	14/3	11/11	14/6
OPPONENTS	at Fresno St.	24/26	13/17	6/15	3/2	32/27	20/1
	at Fresno St.	PPD					
	WYOMING	PPD					
	WYOMING	Canceled					
	at Boise St.	40/36	10/15	10/5	4/4	12/17	4/9
SEASON REVIEW	at Boise St.	44/38	12/15	16/5	9/13	10/14	10/6
	NEVADA	22/20	14/9	11/8	7/8	16/19	21/2
	NEVADA	42/24	20/16	24/2	10/0	21/13	26/2
	WYOMING	38/22	11/11	8/5	0/0	21/16	18/7
	at Fresno St.	18/14	20/13	12/5	4/3	8/10	6/12
RECORDS	vs UNLV	30/18	5/10	9/10	5/0	9/16	23/6
	vs Colorado St.	20/26	3/13	18/9	7/2	8/14	16/4
	vs San Diego St.	26/40	11/14	12/12	5/8	8/16	2/11
	vs Texas Tech	24/22	9/28	10/8	0/11	6/11	6/16
	TOTALS	928/666	458/395	351/204	168/127	505/501	





2020-21 TEAM COMPARISON



Opponent	1st	2nd	OT	Score	Mar	Tot FG	FG Pct	3-PT	3FG	FT	FT Pct	Reb	Mar	Asst	TO	B	S	FL
vs VCU	41/38	28/47	-	69-85	-16	24-56/28-53	.429/.528	4-17/10-24	.235/.417	17-26/19-22	.654/.864	35/28	+7	8/16	18/14	1/7	3/10	19/23
vs South Dakota St.	29/44	30/39	-	59-83	-24	21-57/32-57	.368/.561	7-22/15-27	.318/.556	10-12/4-5	.833/.800	29/27	+2	11/19	16/12	3/4	5/7	8/16
vs Northern Iowa	39/40	43/31	-	82-71	+11	26-56/25-69	.464/.362	7-17/14-37	.412/.378	23-31/7-9	.742/.778	43/33	+10	14/13	13/10	7/2	5/3	13/25
BYU	29/39	35/28	-	64-67	-3	21-59/22-55	.356/.400	2-13/8-22	.154/.364	20-29/15-19	.690/.789	42/35	+7	10/12	13/14	2/4	8/3	21/24
COLLEGE OF IDAHO	44/33	46/31	-	90-64	+26	30-58/22-57	.517/.386	4-12/12-34	.333/.353	26-30/8-9	.867/.889	40/24	+16	18/13	13/18	3/3	12/5	13/21
at Weber State	Canceled																	
DIXIE STATE	Canceled																	
NORTHERN COLO.	28/27	35/23	-	63-50	+13	26-62/19-48	.419/.396	3-8/6-23	.375/.261	8-13/6-9	.615/.667	40/30	+10	13/8	9/16	2/3	9/3	10/15
SAN JOSÉ ST.	47/26	60/36	-	107-62	+45	43-83/23-70	.518/.329	11-31/6-26	.355/.231	10-15/10-21	.667/.476	59/36	+23	27/9	9/13	7/6	7/4	22/13
SAN JOSÉ ST.	42/25	43/27	-	85-52	+33	30-70/15-64	.429/.234	8-24/4-20	.333/.200	17-25/18-26	.680/.692	54/44	+10	19/8	13/17	10/6	6/7	18/21
at Air Force	44/28	39/20	-	83-48	+35	34-65/17-36	.523/.472	12-30/5-19	.400/.263	3-6/9-14	.500/.643	32/23	+9	24/12	9/26	1/2	11/3	21/11
at Air Force	33/20	39/33	-	72-53	+19	30-55/19-47	.545/.404	7-19/5-14	.368/.357	5-10/10-12	.500/.833	38/21	+17	15/8	18/16	7/3	7/9	15/15
at New Mexico	41/18	36/27	-	77-45	+32	28-57/15-56	.491/.268	4-16/5-21	.250/.238	17-21/10-14	.810/.714	41/29	+12	16/5	15/18	10/5	7/7	12/17
at New Mexico	45/18	37/28	-	82-46	+36	32-63/19-61	.508/.311	7-16/5-21	.438/.238	11-17/3-4	.647/.750	53/22	+31	20/8	17/14	5/4	6/6	8/17
SAN DIEGO ST.	33/20	24/25	-	57-45	+12	23-53/17-54	.434/.315	9-23/5-21	.391/.238	2-2/6-9	1.000/.667	36/34	+2	15/10	18/16	4/2	10/10	12/11
SAN DIEGO ST.	22/32	42/27	-	64-59	+5	19-51/23-56	.373/.411	7-21/6-19	.333/.316	19-25/7-15	.760/.467	39/32	+7	11/7	16/12	7/3	5/6	19/23
COLORADO ST.	44/29	39/35	-	83-64	+19	26-57/21-52	.456/.404	10-19/9-27	.526/.333	21-28/13-18	.750/.722	44/25	+19	20/16	14/15	4/3	7/5	17/21
COLORADO ST.	35/37	41/47	-	76-84	-8	27-64/25-50	.422/.500	8-31/9-20	.258/.450	14-22/25-29	.636/.862	35/32	+3	17/18	15/13	2/4	6/9	23/23
at UNLV	34/39	22/20	-	56-59	-3	20-61/20-61	.328/.328	5-22/13-30	.227/.433	11-12/6-7	.917/.857	44/38	+6	11/14	17/18	7/3	8/13	12/16
at UNLV	37/34	46/40	-	83-74	+9	31-62/26-60	.500/.433	10-19/10-28	.526/.357	11-17/12-16	.647/.750	41/29	+12	21/15	13/11	3/4	5/6	15/16
at Fresno St.	33/29	36/24	-	69-53	+16	26-52/20-54	.500/.370	6-14/4-19	.429/.211	11-15/9-13	.733/.692	32/31	+1	17/8	12/11	7/3	8/6	14/16
at Fresno St.	PPD																	
WYOMING	PPD																	
WYOMING	Canceled																	
at Boise St.	39/37	31/42	-	70-79	-9	29-63/28-63	.460/.444	3-16/8-23	.188/.348	9-13/15-17	.692/.882	37/32	+5	14/13	13/10	3/1	6/4	20/18
at Boise St.	37/30	51/40	-	77-81	-4	33-66/29-54	.500/.537	4-14/7-17	.286/.412	7-11/16-20	.636/.800	34/25	+9	14/15	14/12	3/6	6/6	18/15
NEVADA	41/25	34/47	-	75-72	+3	23-52/24-58	.442/.414	11-21/13-26	.524/.500	18-27/11-14	.667/.786	38/28	+10	20/18	16/12	5/1	7/11	9/22
NEVADA	39/23	48/43	-	87-66	+21	29-68/24-51	.426/.471	4-22/8-19	.182/.421	25-27/10-15	.926/.667	47/24	+13	22/13	12/19	3/3	11/7	17/19
WYOMING	38/35	34/23	-	72-59	+13	30-66/21-56	.455/.375	6-20/9-31	.300/.290	6-10/8-12	.600/.667	42/33	+9	20/11	9/12	5/1	5/6	15/14
at Fresno St.	17/27	40/24	-	57-51	+6	21-52/18-52	.404/.346	6-15/7-22	.400/.318	9-16/8-9	.563/.889	38/32	+6	14/8	12/12	5/4	8/4	14/19
vs UNLV	24/24	50/29	-	74-53	+21	28-62/19-59	.452/.322	6-18/6-22	.333/.273	12-15/9-13	.800/.692	45/32	+13	18/9	10/12	5/4	6/7	12/15
vs Colorado St.	32/28	30/22	-	62-50	+12	22-61/17-67	.361/.254	7-25/3-19	.280/.158	11-14/13-18	.786/.722	50/43	+7	16/6	12/6	11/4	4/7	14/16
vs San Diego St.	24/28	33/40	-	57-68	-11	19-51/26-58	.373/.448	3-13/2-15	.231/.133	16-19/14-17	.842/.824	34/31	+3	10/7	16/9	4/5	2/10	12/20
vs Texas Tech	26/23	27/42	-	53-65	-12	22-50/26-62	.440/.419	4-19/7-18	.211/.389	5-10/6-8	.500/.750	38/28	+10	13/15	22/8	9/3	3/8	13/14



QUICK FACTS

OUTLOOK

AGGIE BIOS

COACHES

OPPONENTS

SEASON REVIEW

RECORDS

UNIVERSITY



2020-21 POINTS-REB-ASST



	02	03	10	11	12	13	21	22				
	OPPONENT	DATE	SCORE	W/L	BAIRSTOW	ASHWORTH	ANDERSON	SHULGA	ZAPALA	McCHESNEY	STASTNY	MILLER
QUICK FACTS	VS VCU	11/25/20	69-85	L	8-0-1	5-4-0	0-1-1	0-2-0	2-0-0	0-0-0	DNP	8-3-1
	VS SOUTH DAKOTA ST.	11/26/20	59-83	L	1-2-1	8-1-0	7-3-0	2-5-1	0-1-1	0-1-0	DNP	5-2-1
	VS NORTHERN IOWA	11/27/20	82-71	W	0-0-0	0-1-1	0-0-0	3-3-0	DNP-C	DNP-C	DNP	9-2-2
	BYU	12/05/20	64-67	L	2-0-0	3-1-0	0-1-1	DNP	DNP-C	DNP-C	DNP	3-3-0
	COLLEGE OF IDAHO	12/08/20	90-64	W	11-3-4	15-3-7	9-5-2	DNP	2-1-1	2-2-0	DNP	2-1-0
OUTLOOK	AT WEBER STATE	CANCELED										
	DIXIE STATE	CANCELED										
	NORTHERN COLO.	12/18/20	63-50	W	0-0-1	2-2-0	0-4-1	0-1-0	3-1-0	DNP-I	DNP-C	7-2-0
	SAN JOSÉ STATE	12/21/20	107-62	W	7-3-2	10-3-4	9-2-0	6-3-1	3-6-0	DNP-I	0-0-0	14-1-1
	SAN JOSÉ STATE	12/23/20	85-52	W	11-0-2	8-1-4	7-1-1	0-2-0	4-5-0	DNP-I	0-0-0	12-0-1
AGGIE BIOS	AT AIR FORCE	12/31/20	83-48	W	9-4-1	10-0-2	3-2-0	2-3-0	0-2-0	DNP-I	0-0-0	14-1-2
	AT AIR FORCE	01/02/21	72-53	W	0-1-0	5-1-0	5-2-1	DNP-C	0-0-0	DNP-I	DNP	13-0-0
	AT NEW MEXICO	01/06/21	77-45	W	9-3-1	4-3-2	14-5-1	0-1-0	0-0-0	DNP-I	0-0-0	6-0-1
	AT NEW MEXICO	01/08/21	82-46	W	12-8-4	10-0-5	7-1-1	2-1-1	0-0-0	DNP-I	3-0-0	3-2-3
	SAN DIEGO STATE	01/14/21	57-45	W	5-1-0	5-2-3	6-0-0	DNP-C	DNP-C	DNP-I	DNP-C	16-2-2
COACHES	SAN DIEGO STATE	01/16/21	64-59	W	2-0-0	17-2-1	9-7-1	DNP-C	DNP-C	DNP-I	DNP-C	11-2-0
	COLORADO STATE	01/19/21	83-64	W	3-2-0	5-5-4	12-3-0	0-0-0	0-0-0	DNP-I	0-0-0	20-4-1
	COLORADO STATE	01/21/21	76-84	L	0-0-0	10-2-5	10-3-0	DNP-C	DNP-C	DNP-I	DNP-C	14-2-0
	AT UNLV	01/25/21	56-59	L	4-0-1	0-4-1	0-3-1	0-0-0	DNP-C	DNP-I	DNP-C	7-2-1
	AT UNLV	01/27/21	83-74	W	3-1-0	3-2-1	5-0-1	0-0-0	DNP-C	DNP-I	DNP-C	15-2-1
UNIVERSITY	AT FRESNO STATE	02/04/21	69-53	W	0-1-1	10-1-4	13-4-0	0-0-0	0-0-0	DNP-I	DNP-C	8-2-2
	AT FRESNO STATE	PPD										
	WYOMING	PPD										
	WYOMING	CANCELED										
	AT BOISE STATE	02/17/21	70-79	L	5-3-1	3-3-6	7-6-0	0-0-0	DNP-C	DNP-I	DNP-C	2-2-2
RECORDS	AT BOISE STATE	02/19/21	77-81	L	0-0-0	7-2-5	8-3-1	2-2-0	DNP-C	DNP-I	DNP-C	10-4-1
	NEVADA	02/26/21	75-72	W	0-0-1	9-0-2	10-2-2	7-4-2	DNP-C	DNP-I	DNP-C	10-3-0
	NEVADA	02/28/21	87-66	W	DNP-C	9-1-4	12-2-0	5-8-2	0-0-0	DNP-I	0-0-1	0-0-0
	WYOMING	03/04/21	72-59	W	0-1-2	13-3-3	6-4-2	8-3-0	DNP-C	DNP-I	DNP-C	DNP-I
	AT FRESNO STATE	03/06/21	57-51	W	2-1-0	6-1-3	11-4-1	0-1-1	DNP-C	DNP-I	DNP-C	DNP-I
SEASON REVIEW	VS UNLV	03/11/21	74-53	W	4-0-0	0-2-3	5-1-0	0-1-0	DNP-C	DNP-I	DNP-C	8-1-0
	VS COLORADO ST.	03/12/21	62-50	W	DNP-C	0-2-4	8-5-0	0-0-0	DNP-C	DNP-I	DNP-C	11-1-2
	VS SAN DIEGO ST.	03/13/21	57-68	L	DNP-C	0-0-0	8-2-1	0-2-0	DNP-C	DNP-I	DNP-C	4-2-0
	VS TEXAS TECH	03/19/21	53-65	L	DNP-C	0-3-1	6-4-0	0-0-0	DNP-C	DNP-I	DNP-C	6-2-1
OPPONENTS	OPPONENT	DATE	SCORE	W/L	23 QUETA	24 WORSTER	32 DORIUS	34 BEAN	35 WICKIZER	44 ANTHONY	52 KARWOWSKI	
	VS VCU	11/25/20	69-85	L	17-10-1	10-1-0	0-1-1	13-4-3	DNP-C	6-5-0	DNP	
	VS SOUTH DAKOTA ST.	11/26/20	59-83	L	12-8-3	9-2-3	0-1-0	5-2-0	0-0-0	10-1-1	DNP	
	VS NORTHERN IOWA	11/27/20	82-71	W	15-10-2	17-4-3	1-1-0	15-10-4	DNP-C	22-6-2	DNP	
	BYU	12/05/20	64-67	L	18-8-4	15-5-5	0-0-0	6-13-0	DNP-C	17-7-0	DNP-C	
UNIVERSITY	COLLEGE OF IDAHO	12/08/20	90-64	W	8-8-3	11-4-1	9-4-0	21-7-0	0-0-0	DNP	DNP	
	AT WEBER STATE	CANCELED										
	DIXIE STATE	CANCELED										
	NORTHERN COLO.	12/18/20	63-50	W	6-7-3	12-4-4	2-5-0	12-11-2	DNP-C	19-1-2	DNP-C	
	SAN JOSÉ STATE	12/21/20	107-62	W	8-9-5	6-1-7	8-10-0	16-11-4	0-1-0	12-4-2	0-0-0	
RECORDS	SAN JOSÉ STATE	12/23/20	85-52	W	9-11-4	15-4-3	2-5-0	6-12-0	0-1-0	8-9-4	0-1-0	
	AT AIR FORCE	12/31/20	83-48	W	10-5-5	4-5-3	4-2-0	15-4-5	0-0-0	12-2-6	0-0-0	
	AT AIR FORCE	01/02/21	72-53	W	15-11-6	13-3-2	0-4-0	12-7-2	DNP-C	9-7-4	DNP-C	
	AT NEW MEXICO	01/06/21	77-45	W	18-6-1	2-6-1	4-6-2	5-1-4	0-1-0	15-5-3	DNP-C	
	AT NEW MEXICO	01/08/21	82-46	W	11-13-1	8-4-2	6-5-1	13-13-2	DNP-C	12-8-4	DNP-C	
UNIVERSITY	SAN DIEGO STATE	01/14/21	57-45	W	14-16-1	5-4-3	0-0-1	4-4-3	DNP-C	2-5-2	DNP-C	
	SAN DIEGO STATE	01/16/21	64-59	W	10-10-4	5-4-2	9-7-1	4-6-0	DNP-C	6-7-2	DNP-C	
	COLORADO STATE	01/19/21	83-64	W	18-12-2	8-2-9	1-4-0	8-7-1	0-0-0	8-3-3	DNP-C	
	COLORADO STATE	01/21/21	76-84	L	13-5-3	12-4-5	3-4-0	8-6-2	DNP-C	6-6-2	DNP-C	
	AT UNLV	01/25/21	56-59	L	8-11-3	9-3-1	0-1-0	10-6-0	DNP-C	18-9-3	DNP-C	
RECORDS	AT UNLV	01/27/21	83-74	W	13-8-3	19-9-9	0-3-0	13-9-4	DNP-C	12-5-2	DNP-C	
	AT FRESNO STATE	02/04/21	69-53	W	14-5-1	3-3-2	9-5-1	5-5-2	0-0-0	7-5-4	DNP-C	
	AT FRESNO STATE	PPD										
	WYOMING	PPD										
	WYOMING	CANCELED										
UNIVERSITY	AT BOISE STATE	02/17/21	70-79	L	32-10-0	DNP-I	0-1-0	10-6-2	DNP-C	11-3-3	DNP-C	
	AT BOISE STATE	02/19/21	77-81	L	30-11-3	DNP-I	0-1-0	11-5-1	DNP-C	9-3-3	DNP-C	
	NEVADA	02/26/21	75-72	W	16-17-2	DNP-I	0-1-0	19-10-3	DNP-C	4-0-8	DNP-C	
	NEVADA	02/28/21	87-66	W	26-13-6	3-3-2	2-1-0	17-13-4	0-1-0	11-2-3	2-0-0	
	WYOMING	03/04/21	72-59	W	14-13-2	8-0-6	DNP-C	21-10-2	DNP-C	2-4-3	DNP-C	
RECORDS	AT FRESNO STATE	03/06/21	57-51	W	13-11-2	9-4-2	0-0-0	13-12-1	DNP-C	3-1-4	DNP-C	
	VS UNLV	03/11/21	74-53	W	18-13-1	14-6-8	0-2-0	10-5-1	DNP-C	15-13-5	DNP-C	
	VS COLORADO ST.	03/12/21	62-50	W	18-14-0	5-7-4	DNP-C	13-11-1	DNP-C	7-5-5	DNP-C	
	VS SAN DIEGO ST.	03/13/21	57-68	L	18-6-0	8-4-4	DNP-C	12-6-1	DNP-C	7-8-4	DNP-C	
	VS TEXAS TECH	03/19/21	53-65	L	11-13-6	6-3-1	DNP-C	13-8-0	DNP-C	11-1-4	DNP-C	

DNP-C - COACH'S DECISION | DNP-I - INJURED

	Under Smith	2020-21
Overall Record	74-24	20-9
Mountain West	42-13	15-4
Home/Road/Neutral	39-4 / 20-13 / 15-7	10-2 / 7-3 / 3-3
MW Home/Road/Neutral	24-3 / 18-10 / 0-0	8-1 / 7-3 / 0-0
Overtime	4-1	0-0

When the Aggies

they are

Win the tip	52-13	17-6
Lose the tip	22-11	3-3

Lead at halftime	62-10	16-4
Trail at halftime	7-14	3-5
Are tied at halftime	5-0	1-0

Shoot better from the field than opponent	66-6	18-2
Shoot worse from the field than opponent	8-17	2-6
Shoot the same from the field as opponent	0-1	0-1

Shoot better from 3-point range than opponent	53-2	18-0
Shoot worse from 3-point range than opponent	17-22	2-9
Shoot the same from 3-point range as opponent	0-0	0-0

Shoot better from the line than opponent	41-9	9-2
Shoot worse from the line than opponent	32-15	11-7
Shoot the same from the line as opponent	1-0	0-0

Outrebound opponent	72-17	20-9
Are outrebounded by opponent	2-7	0-0
Are even in rebounds with opponent	0-0	0-0

Have more offensive rebounds than opponent	55-18	15-9
Have fewer offensive rebounds than opponent	18-6	4-0
Have the same number of offensive rebounds	1-0	1-0

Have more defensive rebounds than opponents	68-12	18-5
Have fewer defensive rebounds than opponents	3-11	1-4
Have the same number of defensive rebounds	3-1	1-0

Commit more fouls than opponent	20-7	4-2
Commit fewer fouls than opponent	47-11	15-6
Commit same number of fouls	7-6	1-1

Have more assists than opponent	68-7	20-2
Have fewer assists than opponent	4-17	0-7
Have same number of assists	2-0	0-0

Commit more turnovers than opponent	33-17	8-6
Commit fewer turnovers than opponent	33-6	11-3
Commit the same number of turnovers	8-1	1-0

Block more shots than opponent	40-8	15-3
Block fewer shots than opponent	27-15	3-6
Block the same number of shots	7-1	2-0

Have more steals than opponent	36-4	9-2
Have fewer steals than opponent	31-19	8-6
Have same number of steals	7-1	3-1

Starting frontline outscored the opponent's	50-13	18-9
Starting frontline is outscored by the opponent's	22-11	2-0
Starting frontlines scores same amount	2-0	0-0

Starting backcourt outscored the opponent's	46-5	16-0
Starting backcourt is outscored by the opponent's	28-18	4-9
Starting backcourts scores same amount	0-1	0-0

Bench outscored the opponent's	53-9	12-1
Bench is outscored by the opponent's	18-15	7-8
Bench scores same amount	3-0	1-0

Utah State's Points Scored/Allowed Summary

Record When Scoring	Record When Allowing
0-0 (0-0)	0-0 (1-0)
0-0 (0-1)	4-0 (9-0)
2-4 (3-6)	9-1 (27-1)
4-2 (11-9)	4-3 (17-7)
5-3 (24-5)	3-1 (16-7)
7-0 (24-3)	0-4 (3-8)
1-0 (6-0)	0-0 (1-1)
1-0 (6-0)	0-0 (0-0)

Utah State's Record When the Margin is...

1 (pt.)	2	3	4	5	6
0-0 (1-1)	0-0 (3-1)	1-2 (4-2)	0-1 (1-2)	1-0 (3-3)	1-0 (1-0)
7	8	9	10-15	16-20	20+
0-0 (4-0)	0-1 (2-2)	1-1 (4-2)	5-2 (11-5)	3-1 (14-4)	8-1 (26-2)

Utah State's Record by Month

Nov.	Dec.	Jan.	Feb.	March
1-2 (14-4)	5-1 (15-4)	7-2 (17-8)	3-2 (16-5)	4-2 (12-3)

Utah State's Record by Day of the Week

Sun.	Mon.	Tues.	Wed.	Thurs.	Fri.	Sat.
1-0 (2-0)	1-1 (3-1)	2-0 (14-1)	3-2 (12-7)	5-2 (7-3)	5-2 (13-4)	3-2 (23-8)

2020-21 Starters/Non-Starters

Production Summary

	Starters	Bench
	Total/% Team	Total/% Team
Minutes	4,226/72.9%	1,574/27.1%
Points	1,575/74.8%	530/25.2%
Rebounds	817/69.2%	363/30.8%

2020-21 Miscellaneous Statistics

	Games	Double Figure Scoring	20-Pt. Games	Double Figure Reb(Asst)	Double Doubles
2 Bairstow	25	2	0	0	0
3 Ashworth	29	7	0	0	0
10 Anderson	29	7	0	0	0
11 Shulga	23	0	0	0	0
12 Zapala	13	0	0	0	0
13 McChesney	3	0	0	0	0
21 Stastny	7	0	0	0	0
22 Miller	27	12	1	0	0
23 Queta	29	23	3	17	15
24 Worster	26	10	0	0	0
32 Dorius	25	0	0	1	0
34 Bean	29	19	2	11	9
35 Wickizer	9	0	0	0	0
44 Anthony	28	13	1	1	1
52 Karwowski	4	0	0	0	0

2020-21 Scoring Average by Halves

	1st Half	2nd Half	OT1	OT2	Total
Utah State	35.1	37.5	-	-	72.6
Opponents	29.5	32.8	-	-	62.3

2020-21 Starting Lineups

Queta (C), Bean (F), Miller (G), Anthony (G), Worster (G)	15-7
Queta (C), Bean (F), Miller (G), Bairstow (G), Worster (G)	1-0
Queta (C), Bean (F), Miller (G), Anthony (G), Ashworth (G)	0-2
Queta (C), Bean (F), Anderson (F), Miller (G), Anthony (G)	2-0
Queta (C), Bean (F), Anderson (F), Anthony (G), Worster (G)	2-0

2020-21 Specialty Stats

	FTs under 1 min	Charges Drawn	Dunks
2 Bairstow	0-0	0	1
3 Ashworth	6-8	4	0
10 Anderson	1-3	0	3
12 Zapala	0-1	0	1
22 Miller	4-6	0	1
23 Queta	3-5	0	42
24 Worster	6-8	0	0
32 Dorius	1-2	0	7
34 Bean	7-8	1	6
35 Wickizer	0-1	0	0
44 Anthony	5-6	0	6

QUICK FACTS

OUTLOOK

AGGIE BIOS


COACHES

OPPONENTS

SEASON REVIEW

RECORDS

UNIVERSITY



ALPHONSO ANDERSON

6-6 • 210 • Forward • Tacoma, Washington (North Iaho College/Garfield HS)

Named the Mountain West Sixth Man of the Year following the 2020-21 season... Appeared in 63 games over the course of his career, including eight starts... Totaled 473 career points, averaging 7.5 per contest and scoring a career-high 24 against LSU in the Jamaica Classic (11/22/19)... Named to the Jamaica Classic all-tournament team during the 2019-20 season... Pulled down 207 total rebounds, averaging 3.3 per contest and logging a career-best 11 against UTSA (11/18/19)... Also recorded 54 assists, 30 steals and eight blocks.

CAREER STATISTICS

	GP-GS	Min	Avg	FG-FGA	Pct	3FG-FGA	Pct	FT-FTA	Pct	Off	Def	Tot	Avg	PF	FO	A	TO	Blk	Stl	Pts	Avg
2019-20 (Jr.)	34-4	610	17.9	99-202	.490	21-64	.328	57-76	.750	35	92	127	3.7	57	0	35	43	7	19	276	8.1
2020-21 (Sr.)	29-4	473	16.3	71-176	.403	23-68	.338	32-44	.727	28	52	80	2.8	35	0	19	24	1	11	197	6.8
Total	63-8	1083	17.2	170-378	.450	44-132	.333	89-120	.742	63	144	207	3.3	92	0	54	67	8	30	473	7.5



MARCO ANTHONY

6-5 • 225 • Guard • San Antonio, Texas (Virginia/Holmes HS)

Appeared and started in 28 games for the Aggies in 2020-21 after sitting out the previous year per NCAA transfer rules... Finished third on the team with 10.0 points per game, totaling 281 points on the year and a season-best 22 against Northern Iowa (11/27/20)... Also finished third on the team with 4.8 rebounds per game, totaling 135 on the year and a season-high 13 against UNLV (3/11/21)... Named to the Mountain West all-defensive team... Finished second on the team with 3.1 assists per game, totaling 88 on the year... Also recorded 25 steals and 12 blocks.

CAREER STATISTICS

	GP-GS	Min	Avg	FG-FGA	Pct	3FG-FGA	Pct	FT-FTA	Pct	Off	Def	Tot	Avg	PF	FO	A	TO	Blk	Stl	Pts	Avg
2017-18 (UVA)	13-0	103	7.9	10-28	.357	5-13	.385	1-3	.333	1	12	13	1.0	5	0	9	6	2	2	26	2.0
2018-19 (UVA)	22-0	119	5.4	8-27	.296	2-7	.286	8-12	.667	0	12	12	0.6	10	0	11	8	1	0	26	1.2
2020-21 (Jr.)	28-28	896	32.0	102-246	.415	21-62	.339	56-91	.615	42	93	135	4.8	50	1	88	57	12	25	281	10.0
Total	63-28	1,118	17.7	120-301	.399	28-82	.341	65-106	.613	43	117	160	2.5	65	1	108	71	15	27	333	5.3



NEEMIAS QUETA

7-0 • 245 • Center • Barreiro, Portugal (Benfica SL B)

Proved to be the best shot blocker in school history, setting career (219), single-season (97) and single-game (9) block records... Three-time all-Mountain West selection... Two-time Mountain West Defensive Player of the Year... Three-time MW Tournament team... NABC first-team all-district 17 (2021)... NABC second-team all-district 17 (2019, 2020)... Mountain West Freshman of the Year (2019)... USBWA District VIII Player of the Year (2021)... USBWA all-district VIII (2019)... Bleacher Report National Defensive Player of the Year (2021)... AP Honorable Mention All-American (2021)... Naismith Defensive Player of the Year Finalist (2021)... Appeared in 86 games, including 84 starts, over the course of his three-year career at Utah State... Totaled 1,133 career points to tie for No. 28 in school history... Averaged 13.2 points per game over the course of his career, tallying a career-high 32 points at Boise State (2/17/21)... Recorded 777 career rebounds to rank No. 9 all-time in school history... Averaged 9.0 rebounds per game over the course of his career, pulling down a career-high 19 at UC Irvine (12/1/18)... Logged double-digit rebounds in 37 games during his career to rank third in school history... Recorded 30 double-doubles during his career to tie for sixth all-time in school history... Shot 59.4 percent (442-of-744) from the floor during his career to rank sixth in school history... One of only 10 players since 1992-93 to surpass 95 or more blocks and 75 or more assists in the same season, joining the likes of Tim Duncan, Erick Dampier and Joakim Noah... Finished his career with 175 assists and 31 steals.

CAREER STATISTICS

	GP-GS	Min	Avg	FG-FGA	Pct	3FG-FGA	Pct	FT-FTA	Pct	Off	Def	Tot	Avg	PF	FO	A	TO	Blk	Stl	Pts	Avg
2018-19 (Fr.)	35-35	949	27.1	167-272	.614	2-5	.400	78-138	.565	86	226	312	8.9	108	4	57	81	84	23	414	11.8
2019-20 (So.)	22-20	589	26.8	108-173	.624	1-1	1.000	69-103	.670	44	127	171	7.8	51	2	41	68	38	9	286	13.0
2020-21 (Jr.)	29-29	870	30.0	167-299	.559	0-2	.000	99-140	.707	83	211	294	10.1	69	2	77	69	97	31	433	14.9
Total	86-84	2408	28.0	442-744	.594	3-8	.375	246-381	.646	213	564	777	9.0	228	8	175	218	219	63	1133	13.2



ROLLIE WORSTER

6-3 • 200 • Guard • Missoula, Montana (Hellgate HS)

Appeared in 26 games, including 25 starts, averaging 27.7 minutes per game... Scored in double figures 10 times during the season, including five of the first six games... Turned in a season-high 19 points at UNLV as part a near-triple-double with a season-high nine rebounds and a season-high nine assists... Totaled 236 points on the year, averaging 9.1 points per game... Shot 40.6 percent (86-of-212) from the floor, 28.4 percent (23-of-81) from behind the 3-point line and 80.4 percent (41-of-51) at the free throw line... Pulled down five or more rebounds six times during the year... Totaled 99 boards during the season, averaging 3.8 per contest... Led the Aggies with 92 assists, averaging 3.5 per game... Recorded five or more assists in seven games during the year... Also finished the year with 24 steals and six blocks.

CAREER STATISTICS

	GP-GS	Min	Avg	FG-FGA	Pct	3FG-FGA	Pct	FT-FTA	Pct	Off	Def	Tot	Avg	PF	FO	A	TO	Blk	Stl	Pts	Avg
2020-21 (Fr.)	26-25	719	27.7	86-212	.406	23-81	.284	41-51	.804	21	78	99	3.8	58	1	92	64	6	24	236	9.1
Total	26-25	719	27.7	86-212	.406	23-81	.284	41-51	.804	21	78	99	3.8	58	1	92	64	6	24	236	9.1



2020-21 MW OVERALL STATS



	MW						Overall					
	W	L	Pct	Home	Away	Neut	W	L	Pct	Home	Away	Neut
San Diego State*	16	3	.842	9-1	5-2	-	23	5	.821	13-2	6-2	4-1
UTAH STATE	15	4	.789	8-1	7-3	-	20	9	.690	11-2	7-3	2-4
Colorado State	14	4	.778	8-1	4-3	-	20	8	.714	10-1	5-4	5-3
Boise State	14	6	.700	9-1	3-5	-	19	9	.679	11-1	4-6	4-2
Nevada	10	7	.588	8-1	2-6	-	16	10	.615	10-2	4-7	2-1
Fresno State	9	11	.450	5-5	4-6	-	12	12	.500	7-5	4-6	1-1
UNLV	8	10	.444	6-3	2-7	-	12	15	.444	9-4	3-8	0-3
Wyoming	7	9	.438	3-4	2-5	-	14	11	.560	7-5	4-5	3-1
San José State	3	13	.188	0-4	0-6	3-3	5	16	.238	2-4	0-8	3-4
Air Force	3	17	.150	2-8	1-7	-	5	20	.200	3-8	1-8	1-4
New Mexico*	2	17	.105	0-0	1-8	1-7	6	16	.273	0-0	3-8	3-8

*San Diego State received two forfeit wins over New Mexico and the Lobos received two forfeit losses. The wins and losses are reflected in the 2020-21 conference-only standings and will count toward seeding in the conference tournament. Per the NCAA, the wins and losses do not count toward either institution's overall win-loss record.

SCORING OFFENSE

##	Team	G	W-L	Pts	Avg/G
1	Wyoming	25	14-11	1915	76.6
2	Boise State	28	19-9	2122	75.8
3	Colorado State	28	20-8	2072	74.0
4	Nevada	26	16-10	1916	73.7
5	San Diego State	28	23-5	2062	73.6
6	UTAH STATE	29	20-9	2105	72.6
7	UNLV	27	12-15	1875	69.4
8	Fresno State	24	12-12	1591	66.3
9	San Jose State	21	5-16	1381	65.8
10	New Mexico	22	6-16	1436	65.3
11	Air Force	25	5-20	1468	58.7

FIELD GOAL PERCENTAGE

##	Team	G	FG	FGA	Pct
1	Colorado State	28	715	1536	.465
2	Boise State	28	743	1634	.455
3	San Diego State	28	719	1596	.451
4	Wyoming	25	649	1442	.450
5	Nevada	26	646	1445	.447
6	UTAH STATE	29	773	1732	.446
7	Air Force	25	522	1170	.446
8	UNLV	27	706	1587	.445
9	Fresno State	24	552	1289	.428
10	New Mexico	22	538	1303	.413
11	San Jose State	21	493	1257	.392

REBOUNDING OFFENSE

##	Team	G	Reb	Avg/G
1	UTAH STATE	29	1180	40.69
2	New Mexico	22	839	38.14
3	UNLV	27	973	36.04
4	San Diego State	28	1003	35.82
5	Nevada	26	928	35.69
6	Fresno State	24	853	35.54
7	Boise State	28	995	35.54
8	Colorado State	28	965	34.46
9	San Jose State	21	722	34.38
10	Wyoming	25	816	32.64
11	Air Force	25	578	23.12

SCORING DEFENSE

##	Team	G	W-L	Pts	Avg/G
1	San Diego State	28	23-5	1713	61.2
2	UTAH STATE	29	20-9	1808	62.3
3	Boise State	28	19-9	1868	66.7
4	Colorado State	28	20-8	1871	66.8
5	Fresno State	24	12-12	1618	67.4
6	UNLV	27	12-15	1822	67.5
7	Nevada	26	16-10	1812	69.7
8	New Mexico	22	6-16	1578	71.7
9	Air Force	25	5-20	1798	71.9
10	Wyoming	25	14-11	1888	75.5
11	San Jose State	21	5-16	1708	81.3

FIELD GOAL PCT DEFENSE

##	Team	G	FG	FGA	Pct
1	UTAH STATE	29	640	1640	.390
2	San Diego State	28	573	1461	.392
3	Nevada	26	592	1448	.409
4	UNLV	27	618	1470	.420
5	Colorado State	28	688	1631	.422
6	Boise State	28	684	1588	.431
7	Fresno State	24	567	1309	.433
8	New Mexico	22	557	1255	.444
9	San Jose State	21	631	1398	.451
10	Wyoming	25	694	1452	.478
11	Air Force	25	654	1309	.500

REBOUNDING DEFENSE

##	Team	G	Reb	Avg/G
1	UTAH STATE	29	881	30.38
2	San Diego State	28	895	31.96
3	Fresno State	24	774	32.25
4	UNLV	27	875	32.41
5	Boise State	28	914	32.64
6	Colorado State	28	940	33.57
7	Nevada	26	897	34.50
8	Air Force	25	865	34.60
9	New Mexico	22	771	35.05
10	Wyoming	25	919	36.76
11	San Jose State	21	943	44.90

SCORING MARGIN

##	Team	G	OFF	DEF	Margin
1	San Diego State	28	73.6	61.2	+12.5
2	UTAH STATE	29	72.6	62.3	+10.2
3	Boise State	28	75.8	66.7	+9.1
4	Colorado State	28	74.0	66.8	+7.2
5	Nevada	26	73.7	69.7	+4.0
6	UNLV	27	69.4	67.5	+1.9
7	Wyoming	25	76.6	75.5	+1.1
8	Fresno State	24	66.3	67.4	-1.1
9	New Mexico	22	65.3	71.7	-6.5
10	Air Force	25	58.7	71.9	-13.2
11	San Jose State	21	65.8	81.33	-15.6

3-POINT FG PCT

##	Team	G	FG	FGA	Pct
1	San Diego State	28	240	651	.369
2	Wyoming	25	251	704	.357
3	Nevada	26	201	567	.354
4	Colorado State	28	235	666	.353
5	UNLV	27	225	639	.352
6	Boise State	28	220	635	.346
7	UTAH STATE	29	185	557	.332
8	Air Force	25	174	527	.330
9	Fresno State	24	164	499	.329
10	San Jose State	21	157	494	.318
11	New Mexico	22	105	382	.275

REBOUNDING MARGIN

##	Team	G	TEAM	Avg	OPP	Avg	Mar
1	UTAH STATE	29	1180	40.7	881	30.4	+10.31
2	San Diego State	28	1003	35.8	895	32.0	+3.8
3	UNLV	27	973	36.0	875	32.4	+3.6
4	Fresno State	24	853	35.5	774	32.3	+3.2
5	New Mexico	22	839	38.1	771	35.1	+3.0
6	Boise State	28	995	35.5	914	32.6	+2.9
7	Nevada	26	928	35.7	897	34.5	+1.2
8	Colorado State	28	965	34.5	940	33.6	+0.9
9	Wyoming	25	816	32.6	919	36.8	-4.2
10	San Jose State	21	722	34.4	943	44.9	-10.5
11	Air Force	25	578	23.1	865	34.6	-11.5

FREE THROW PCT

##	Team	G	FTM	FTA	Pct
1	Colorado State	28	407	514	.792
2	Nevada	26	423	560	.755
3	Boise State	28	416	566	.735
4	UTAH STATE	29	374	518	.722
5	San Diego State	28	384	534	.719
6	Wyoming	25	366	509	.719
7	UNLV	27	238	336	.708
8	Air Force	25	250	361	.693
9	Fresno State	24	323	485	.666
10	San Jose State	21	238	364	.654
11	New Mexico	22	255	426	.599

3-POINT FG PCT DEFENSE

##	Team	G	FG	FGA	Pct
1	Colorado State	28	221	710	.311
2	San Jose State	21	173	553	.313
3	Boise State	28	182	551	.330
4	Wyoming	25	149	451	.330
5	Nevada	26	212	638	.332
6	UTAH STATE	29	221	664	.333
7	San Diego State	28	225	670	.336
8	New Mexico	22	180	528	.341
9	Fresno State	24	175	501	.349
10	UNLV	27	232	637	.364
11	Air Force	25	194	530	.366

BLOCKED SHOTS

##	Team	G	Blocks	Avg/G
1	UTAH STATE	29	145	5.00
2	New Mexico	22	87	3.95
3	Nevada	26	78	3.00
4	Fresno State	24	70	2.92
5	Boise State	28	80	2.86
6	UNLV	27	76	2.81
7	San Diego State	28	78	2.79
8	San Jose State	21	57	2.71
9	Colorado State	28	75	2.68
10	Air Force	25	62	2.48
11	Wyoming	25	54	2.16

QUICK FACTS

OUTLOOK

AGGIE BIOS

COACHES

OPPONENTS

SEASON REVIEW

RECORDS

UNIVERSITY



2020-21 MW OVERALL STATS



ASSISTS

##	Team	G	Assists	Avg/G
1	UTAH STATE	29	469	16.17
2	Colorado State	28	408	14.57
3	Nevada	26	374	14.38
4	Wyoming	25	351	14.04
5	San Diego State	28	392	14.00
6	Boise State	28	378	13.50
7	UNLV	27	356	13.19
8	New Mexico	22	277	12.59
9	Air Force	25	308	12.32
10	Fresno State	24	249	10.38
11	San Jose State	21	213	10.14

STEALS

##	Team	G	Steals	Avg/G
1	San Diego State	28	229	8.18
2	Air Force	25	177	7.08
3	UTAH STATE	29	193	6.66
4	Fresno State	24	158	6.58
5	Boise State	28	183	6.54
6	UNLV	27	172	6.37
7	Colorado State	28	164	5.86
8	Wyoming	25	145	5.80
9	New Mexico	22	126	5.73
10	Nevada	26	145	5.58
11	San Jose State	21	99	4.71

TURNOVER MARGIN

##	Team	G	TEAM	Avg	OPP	Avg	Mar
1	San Diego State	28	310	11.1	421	15.0	+3.9
2	Boise State	28	328	11.7	401	14.3	+2.6
3	Wyoming	25	282	11.3	321	12.8	+1.5
4	Colorado State	28	378	13.5	386	13.8	+0.3
5	UTAH STATE	29	403	13.9	396	13.7	-0.2
6	Nevada	26	331	12.7	324	12.5	-0.2
7	UNLV	27	337	12.5	326	12.1	-0.4
8	Air Force	25	361	14.4	348	13.9	-0.5
9	New Mexico	22	328	14.9	300	13.6	-1.3
10	Fresno State	24	344	14.3	311	13.0	-1.3
11	San Jose State	21	265	12.6	215	10.2	-2.4

ASSIST/TURNOVER RATIO

##	Team	G	Asst	Avg	Turn	Avg	Ratio
1	San Diego State	28	392	14.0	310	11.1	1.3
2	Wyoming	25	351	14.0	282	11.3	1.2
3	UTAH STATE	29	469	16.2	403	13.9	1.2
4	Boise State	28	378	13.5	328	11.7	1.2
5	Nevada	26	374	14.4	331	12.7	1.1
6	Colorado State	28	408	14.6	378	13.5	1.1
7	UNLV	27	356	13.2	337	12.5	1.1
8	Air Force	25	308	12.3	361	14.4	0.9
9	New Mexico	22	277	12.6	328	14.9	0.8
10	San Jose State	21	213	10.1	265	12.6	0.8
11	Fresno State	24	249	10.4	344	14.3	0.7

OFFENSIVE REBOUNDS

##	Team	G	No.	Avg/G
1	New Mexico	22	291	13.23
2	UTAH STATE	29	364	12.55
3	Fresno State	24	257	10.71
4	UNLV	27	282	10.44
5	San Diego State	28	279	9.96
6	Boise State	28	257	9.18
7	San Jose State	21	173	8.24
8	Nevada	26	213	8.19
9	Wyoming	25	203	8.12
10	Colorado State	28	212	7.57
11	Air Force	25	110	4.40

DEFENSIVE REBOUNDS

##	Team	G	No.	Avg/G
1	UTAH STATE	29	816	28.14
2	Nevada	26	715	27.50
3	Colorado State	28	753	26.89
4	Boise State	28	738	26.36
5	San Jose State	21	549	26.14
6	San Diego State	28	724	25.86
7	UNLV	27	691	25.59
8	New Mexico	22	548	24.91
9	Fresno State	24	596	24.83
10	Wyoming	25	613	24.52
11	Air Force	25	468	18.72

DEFENSIVE REB PCT.

##	Team	G	D-Reb	O-Reb	DRPct
1	UTAH STATE	29	816	224	.785
2	Boise State	28	738	224	.767
3	San Diego State	28	724	229	.760
4	Nevada	26	715	231	.756
5	UNLV	27	691	227	.753
6	Fresno State	24	596	202	.747
7	Colorado State	28	753	275	.732
8	Wyoming	25	613	236	.722
9	New Mexico	22	548	214	.719
10	San Jose State	21	549	278	.664
11	Air Force	25	468	258	.645

OFFENSIVE REB PCT.

##	Team	G	O-Reb	D-Reb	ORPct
1	UTAH STATE	29	364	657	.357
2	New Mexico	22	291	557	.343
3	Fresno State	24	257	572	.310
4	UNLV	27	282	648	.303
5	San Diego State	28	279	666	.295
6	Boise State	28	257	690	.271
7	Nevada	26	213	666	.242
8	Colorado State	28	212	665	.242
9	Wyoming	25	203	683	.229
10	San Jose State	21	173	665	.206
11	Air Force	25	110	607	.153

3-POINT FG MADE

##	Team	G	3FG	Avg/G
1	Wyoming	25	251	10.04
2	San Diego State	28	240	8.57
3	Colorado State	28	235	8.39
4	UNLV	27	225	8.33
5	Boise State	28	220	7.86
6	Nevada	26	201	7.73
7	San Jose State	21	157	7.48
8	Air Force	25	174	6.96
9	Fresno State	24	164	6.83
10	UTAH STATE	29	185	6.38
11	New Mexico	22	105	4.77

SCORING

##	Player-Team	GP	FG	3FG	FT	Points	Avg
1.	Washington, Richard - SJSU	16	107	41	57	312	19.50
2.	Sherfield, Grant - Nevada	26	153	47	130	483	18.58
3.	Hamilton, Bryce - UNLV	24	176	35	42	429	17.88
4.	Alston, Derrick - Boise	28	157	68	95	477	17.04
5.	Cambridge, Desmond - Nevada	26	147	69	62	425	16.35
6.	Roddy, David - CSU	28	155	20	116	446	15.93
7.	Maluach, Makuach - UNM	22	128	24	69	349	15.86
8.	Mitchell, Matt - SDSU	25	116	31	123	386	15.44
9.	Stevens, Isaiah - CSU	28	151	50	77	429	15.32
10.	Walker, AJ - USAFA	25	137	52	57	383	15.32
11.	QUETA, NEEMIAS - USU	29	167	0	99	433	14.93
12.	Jenkins Jr., David - UNLV	27	137	74	51	399	14.78
13.	Williams, Marcus - UW	25	127	36	79	369	14.76
14.	Robinson, Orlando - Fresno	24	117	15	101	350	14.58
15.	Schakel, Jordan - SDSU	28	130	83	59	402	14.36
16.	Maldonado, Hunter - UW	25	103	13	93	312	12.48
17.	Stroud, Deon - Fresno	23	106	20	49	281	12.22
18.	Kigab, Abu - Boise	25	100	22	73	295	11.80
19.	BEAN, JUSTIN - USU	29	131	10	58	330	11.38
20.	Agee, Ralph - SJSU	20	91	0	40	222	11.10

REBOUNDING

##	Player-Team	GP	OFF	DEF	TOT	Avg/G
1.	QUETA, NEEMIAS - USU	29	83	211	294	10.14
2.	Roddy, David - CSU	28	60	204	264	9.43
3.	Robinson, Orlando - Fresno	24	66	154	220	9.17
4.	Armus, Mladen - Boise	28	89	130	219	7.82
5.	BEAN, JUSTIN - USU	29	86	138	224	7.72
6.	Mbacke Diong, Cheikh - UNLV	27	76	123	199	7.37
7.	Maldonado, Hunter - UW	25	42	128	170	6.80
8.	Maluach, Makuach - UNM	22	29	105	134	6.09
9.	Mensah, Nathan - SDSU	28	56	114	170	6.07
10.	Hamilton, Bryce - UNLV	24	29	115	144	6.00
11.	Washington, Warren - Nevada	26	45	108	153	5.88
12.	Mitchell, Matt - SDSU	25	23	116	139	5.56
13.	Kigab, Abu - Boise	25	38	96	134	5.36
14.	Moore, Omari - SJSU	21	17	94	111	5.29
15.	Agee, Ralph - SJSU	20	27	77	104	5.20
16.	Washington, Richard - SJSU	16	23	60	83	5.19
17.	ANTHONY, MARCO - USU	28	42	93	135	4.82
18.	Brown, Rod - UNM	20	41	54	95	4.75
19.	Holland, Anthony - Fresno	22	28	76	104	4.73
20.	Shaver Jr., Marcus - Boise	25	24	89	113	4.52

QUICK FACTS

OUTLOOK

AGGIE BIOS

COACHES

OPPONENTS

SEASON REVIEW

RECORDS

UNIVERSITY



2020-21 MW OVERALL STATS



FIELD GOAL PCT (Min. 5.0 made per game)

##	Player-Team	G	FG	FGA	Pct
1.	QUETA, NEEMIAS - USU	29	167	299	.559
2.	Roddy, David - CSU	28	155	303	.512
3.	Stevens, Isaiah - CSU	28	151	325	.465
4.	Walker, AJ - USAFA	25	137	296	.463
5.	Williams, Marcus - UW	25	127	281	.452

ASSISTS

##	Player-Team	G	Assists	Avg/G
1.	Sherfield, Grant - Nevada	26	158	6.08
2.	Stevens, Isaiah - CSU	28	152	5.43
3.	Maldonado, Hunter - UW	25	115	4.60
4.	Williams, Marcus - UW	25	107	4.28
5.	WORSTER, ROLLIE - USU	26	92	3.54
6.	Pulliam, Trey - SDSU	28	99	3.54
7.	Singleton, Saquan - UNM	22	75	3.41
8.	Hill, Isaiah - Fresno	24	79	3.29
9.	Moore, Omari - SJSU	21	68	3.24
10.	ANTHONY, MARCO - USU	28	88	3.14
11.	Hamilton, Bryce - UNLV	24	72	3.00
12.	Dennis, RayJ - Boise	28	80	2.86
13.	Akot, Emmanuel - Boise	23	63	2.74
14.	Blake, Nick - UNLV	27	73	2.70
15.	QUETA, NEEMIAS - USU	29	77	2.66

FREE THROW PCT (Min. 2.5 made per game)

##	Player-Team	G	FTM	FTA	Pct
1.	Stevens, Isaiah - CSU	28	77	89	.865
2.	Alston, Derrick - Boise	28	95	111	.856
3.	Sherfield, Grant - Nevada	26	130	152	.855
4.	Mitchell, Matt - SDSU	25	123	152	.809
5.	Washington, Richard - SJSU	16	57	72	.792
6.	Roddy, David - CSU	28	116	147	.789
7.	Marble II, Kwane - UW	23	69	94	.734
8.	Robinson, Orlando - Fresno	24	101	140	.721
9.	Maluach, Makuach - UNM	22	69	96	.719
10.	Kigab, Abu - Boise	25	73	102	.716
11.	QUETA, NEEMIAS - USU	29	99	140	.707

STEALS

##	Player-Team	G	Steals	Avg/G
1.	Sherfield, Grant - Nevada	26	42	1.62
2.	Walker, AJ - USAFA	25	39	1.56
3.	Moore, Omari - SJSU	21	32	1.52
4.	Mitchell, Matt - SDSU	25	36	1.44
5.	Pulliam, Trey - SDSU	28	39	1.39
6.	Moore, Kendle - CSU	27	37	1.37
	Grill, Caleb - UNLV	27	37	1.37
8.	Williams, Marcus - UW	25	34	1.36
9.	Hill, Isaiah - Fresno	24	32	1.33
10.	BEAN, JUSTIN - USU	29	38	1.31

3-POINT FG PCT (Min. 2.5 made per game)

##	Player-Team	G	3FG	FGA	Pct
1.	Schakel, Jordan - SDSU	28	83	180	.461
2.	Jenkins Jr., David - UNLV	27	74	181	.409
3.	Cambridge, Desmond - Nevada	26	69	198	.348
4.	Washington, Richard - SJSU	16	41	120	.342

3-POINT FG MADE

##	Player-Team	G	3FG	Avg/G
1.	Schakel, Jordan - SDSU	28	83	2.96
2.	Jenkins Jr., David - UNLV	27	74	2.74
3.	Cambridge, Desmond - Nevada	26	69	2.65
4.	Washington, Richard - SJSU	16	41	2.56
5.	Alston, Derrick - Boise	28	68	2.43
6.	DuSell, Xavier - UW	25	57	2.28
7.	MILLER, BROCK - USU	27	57	2.11
8.	Jeffries, Drake - UW	25	52	2.08
	Walker, AJ - USAFA	25	52	2.08
10.	Grill, Caleb - UNLV	27	55	2.04

BLOCKED SHOTS

##	Player-Team	G	Blocks	Avg/G
1.	QUETA, NEEMIAS - USU	29	97	3.34
2.	Manuel, Valdir - UNM	20	28	1.40
3.	Mensah, Nathan - SDSU	28	39	1.39
4.	Mbacke Diong, Cheikh - UNLV	27	27	1.00
5.	Wood, Moses - UNLV	27	26	0.96

ASSIST/TURNOVER RATIO

##	Player-Team	G	Asst	Avg/G	TOs
1.	Pulliam, Trey - SDSU	28	99	42	2.36
2.	Sherfield, Grant - Nevada	26	158	73	2.16
3.	Maldonado, Hunter - UW	25	115	64	1.80
4.	Stevens, Isaiah - CSU	28	152	86	1.77
5.	ANTHONY, MARCO - USU	28	88	57	1.54
6.	Singleton, Saquan - UNM	22	75	51	1.47
7.	WORSTER, ROLLIE - USU	26	92	64	1.44
8.	Williams, Marcus - UW	25	107	75	1.43
9.	Moore, Omari - SJSU	21	68	49	1.39
10.	Hill, Isaiah - Fresno	24	79	66	1.20

OFFENSIVE REBOUNDS

##	Player-Team	G	OReb	Avg/G
1.	Armus, Mladen - Boise	28	89	3.18
2.	BEAN, JUSTIN - USU	29	86	2.97
3.	QUETA, NEEMIAS - USU	29	83	2.86
4.	Mbacke Diong, Cheikh - UNLV	27	76	2.81
5.	Robinson, Orlando - Fresno	24	66	2.75
6.	Roddy, David - CSU	28	60	2.14
7.	Matos, Bayron - UNM	20	42	2.10
8.	Brown, Rod - UNM	20	41	2.05
9.	Mensah, Nathan - SDSU	28	56	2.00
10.	Washington, Warren - Nevada	26	45	1.73
11.	Maldonado, Hunter - UW	25	42	1.68
12.	Kigab, Abu - Boise	25	38	1.52
13.	ANTHONY, MARCO - USU	28	42	1.50

DEFENSIVE REBOUNDS

##	Player-Team	G	DReb	Avg/G
1.	Roddy, David - CSU	28	204	7.29
2.	QUETA, NEEMIAS - USU	29	211	7.28
3.	Robinson, Orlando - Fresno	24	154	6.42
4.	Maldonado, Hunter - UW	25	128	5.12
5.	Hamilton, Bryce - UNLV	24	115	4.79
6.	Maluach, Makuach - UNM	22	105	4.77
7.	BEAN, JUSTIN - USU	29	138	4.76
8.	Armus, Mladen - Boise	28	130	4.64
9.	Mitchell, Matt - SDSU	25	116	4.64
10.	Mbacke Diong, Cheikh - UNLV	27	123	4.56

MINUTES PLAYED

##	Player-Team	GP	Mins	Avg/G
1.	Walker, AJ - USAFA	25	911	36.46
2.	Maldonado, Hunter - UW	25	895	35.82
3.	Stevens, Isaiah - CSU	28	984	35.14
4.	Sherfield, Grant - Nevada	26	903	34.72
5.	Grill, Caleb - UNLV	27	898	33.27
6.	Alston, Derrick - Boise	28	910	32.49
7.	Hamilton, Bryce - UNLV	24	779	32.47
8.	ANTHONY, MARCO - USU	28	897	32.04
9.	Washington, Richard - SJSU	16	512	32.02
10.	Joyce, Chris - USAFA	25	800	31.99

QUICK FACTS

OUTLOOK

AGGIE BIOS

COACHES

OPPONENTS

SEASON REVIEW

RECORDS

UNIVERSITY



2020-21 MW CONFERENCE STATS



QUICK FACTS

OUTLOOK

AGGIE BIOS

COACHES

OPPONENTS

SEASON REVIEW

RECORDS

UNIVERSITY

SCORING OFFENSE

##	Team	G	W-L	Pts	Avg/G
1.	Colorado State	18	14-4	1386	77.0
2.	Boise State	20	14-6	1525	76.3
3.	UTAH STATE	19	15-4	1432	75.4
4.	San Diego State	17	14-3	1272	74.8
5.	Nevada	17	10-7	1254	73.8
6.	Wyoming	16	7-9	1139	71.2
7.	UNLV	18	8-10	1204	66.9
8.	Fresno State	20	9-11	1279	64.0
9.	San Jose State	16	3-13	1002	62.6
10.	New Mexico	17	2-15	1021	60.1
11.	Air Force	20	3-17	1193	59.7

SCORING DEFENSE

##	Team	G	W-L	Pts	Avg/G
1	UTAH STATE	19	15-4	1152	60.6
2	San Diego State	17	14-3	1036	60.9
3	Boise State	20	14-6	1335	66.8
4	Colorado State	18	14-4	1208	67.1
5	Fresno State	20	9-11	1357	67.9
6	UNLV	18	8-10	1227	68.2
7	Nevada	17	10-7	1173	69.0
8	New Mexico	17	2-15	1246	73.3
9	Air Force	20	3-17	1469	73.5
10	Wyoming	16	7-9	1219	76.2
11	San Jose State	16	3-13	1285	80.3

SCORING MARGIN

##	Team	G	OFF	DEF	Margin
1	UTAH STATE	19	75.37	60.63	+14.74
2	San Diego State	17	74.82	60.94	+13.88
3	Colorado State	18	77.00	67.11	+9.89
4	Boise State	20	76.25	66.75	+9.50
5	Nevada	17	73.76	69.00	+4.76
6	UNLV	18	66.89	68.17	-1.28
7	Fresno State	20	63.95	67.85	-3.90
8	Wyoming	16	71.19	76.19	-5.00
9	New Mexico	17	60.06	73.29	-13.24
10	Air Force	20	59.65	73.45	-13.80
11	San Jose State	16	62.63	80.31	-17.69

FREE THROW PCT

##	Team	G	FTM	FTA	Pct
1	Colorado State	18	278	344	.808
2	Nevada	17	280	365	.767
3	Boise State	20	294	386	.762
4	Wyoming	16	220	307	.717
5	San Diego State	17	224	314	.713
6	UNLV	18	157	221	.710
7	UTAH STATE	19	226	319	.708
8	Air Force	20	201	293	.686
9	Fresno State	20	259	385	.673
10	San Jose State	16	173	270	.641
11	New Mexico	17	184	314	.586

FIELD GOAL PERCENTAGE

##	Team	G	FG	FGA	Pct
1	Colorado State	18	471	959	.491
2	UTAH STATE	19	534	1160	.460
3	Boise State	20	537	1167	.460
4	San Diego State	17	448	980	.457
5	Nevada	17	421	932	.452
6	Air Force	20	425	941	.452
7	UNLV	18	456	1037	.440
8	Wyoming	16	382	897	.426
9	Fresno State	20	443	1064	.416
10	New Mexico	17	381	967	.394
11	San Jose State	16	357	925	.386

FIELD GOAL PCT DEFENSE

##	Team	G	FG	FGA	Pct
1	UTAH STATE	19	404	1055	.383
2	San Diego State	17	349	894	.390
3	Nevada	17	379	916	.414
4	Colorado State	18	431	1029	.419
5	Boise State	20	491	1143	.430
6	UNLV	18	416	966	.431
7	Fresno State	20	478	1074	.445
8	San Jose State	16	479	1065	.450
9	New Mexico	17	444	946	.469
10	Wyoming	16	452	903	.501
11	Air Force	20	532	1038	.513

3-POINT FG PCT

##	Team	G	FG	FGA	Pct
1	San Diego State	17	152	385	.395
2	Colorado State	18	166	445	.373
3	UTAH STATE	19	138	393	.351
4	Nevada	17	132	379	.348
5	Boise State	20	157	453	.347
6	UNLV	18	135	402	.336
7	Wyoming	16	155	462	.335
8	Air Force	20	142	425	.334
9	Fresno State	20	134	421	.318
10	San Jose State	16	115	375	.307
11	New Mexico	17	75	290	.259

3-POINT FG PCT DEFENSE

##	Team	G	FG	FGA	Pct
1	Colorado State	18	141	454	.311
2	Wyoming	16	92	293	.314
3	San Jose State	16	137	434	.316
4	UTAH STATE	19	138	423	.326
5	Boise State	20	132	398	.332
6	San Diego State	17	139	419	.332
7	Nevada	17	130	389	.334
8	New Mexico	17	131	379	.346
9	Fresno State	20	138	391	.353
10	Air Force	20	156	425	.367
11	UNLV	18	167	425	.393

REBOUNDING OFFENSE

##	Team	G	Reb	Avg/G
1	UTAH STATE	19	784	41.26
2	San Diego State	17	628	36.94
3	UNLV	18	645	35.83
4	Boise State	20	705	35.25
5	Colorado State	18	627	34.83
6	New Mexico	17	590	34.71
7	Fresno State	20	687	34.35
8	Nevada	17	581	34.18
9	San Jose State	16	522	32.63
10	Wyoming	16	490	30.63
11	Air Force	20	453	22.65

REBOUNDING DEFENSE

##	Team	G	Reb	Avg/G
1	UTAH STATE	19	570	30.00
2	San Diego State	17	526	30.94
3	Colorado State	18	562	31.22
4	UNLV	18	568	31.56
5	Boise State	20	639	31.95
6	Fresno State	20	643	32.15
7	Nevada	17	575	33.82
8	Air Force	20	694	34.70
9	New Mexico	17	613	36.06
10	Wyoming	16	589	36.81
11	San Jose State	16	733	45.81

REBOUNDING MARGIN

##	Team	G	TEAM	Avg	OPP	Avg	Mar
1	UTAH ST.	19	784	41.26	570	30.00	+11.26
2	San Diego St.	17	628	36.94	526	30.94	+6.00
3	UNLV	18	645	35.83	568	31.56	+4.28
4	Colorado St.	18	627	34.83	562	31.22	+3.61
5	Boise St.	20	705	35.25	639	31.95	+3.30
6	Fresno St.	20	687	34.35	643	32.15	+2.20
7	Nevada	17	581	34.18	575	33.82	+0.35
8	New Mexico	17	590	34.71	613	36.06	-1.35
9	Wyoming	16	490	30.63	589	36.81	-6.19
10	Air Force	20	453	22.65	694	34.70	-12.05
11	San Jose St.	16	522	32.63	733	45.81	-13.19

BLOCKED SHOTS

##	Team	G	Blocks	Avg/G
1	UTAH STATE	19	98	5.16
2	New Mexico	17	58	3.41
3	Boise State	20	62	3.10
4	Nevada	17	51	3.00
5	UNLV	18	49	2.72
6	San Jose State	16	42	2.63
7	San Diego State	17	43	2.53
8	Air Force	20	49	2.45
8	Fresno State	20	49	2.45
10	Colorado State	18	44	2.44
11	Wyoming	16	28	1.75

ASSISTS

##	Team	G	Assists	Avg/G
1	UTAH STATE	19	338	17.79
2	Colorado State	18	279	15.50
3	San Diego State	17	249	14.65
3	Nevada	17	249	14.65
5	Boise State	20	269	13.45
6	Wyoming	16	208	13.00
7	UNLV	18	226	12.56
8	Air Force	20	250	12.50
9	New Mexico	17	204	12.00
10	Fresno State	20	201	10.05
11	San Jose State	16	151	9.44

STEALS

##	Team	G	Steals	Avg/G
1	San Diego State	17	137	8.06
2	UTAH STATE	19	136	7.16
3	Air Force	20	142	7.10
4	Boise State	20	124	6.20
	Fresno State	20	124	6.20
6	UNLV	18	110	6.11
7	Nevada	17	98	5.76
8	New Mexico	17	96	5.65
9	Wyoming	16	89	5.56
10	Colorado State	18	94	5.22
11	San Jose State	16	81	5.06

TURNOVER MARGIN

##	Team	G	TEAM	Avg	OPP	Avg	Mar
1	San Diego St.	17	200	11.76	255	15.00	+3.24
2	Boise State	20	227	11.35	273	13.65	+2.30
3	UTAH STATE	19	261	13.74	277	14.58	+0.84
4	Nevada	17	211	12.41	223	13.12	+0.71
5	Wyoming	16	194	12.13	203	12.69	+0.56
6	Air Force	20	290	14.50	285	14.25	-0.25
7	Colorado St.	18	265	14.72	246	13.67	-1.06
8	UNLV	18	229	12.72	206	11.44	-1.28
9	Fresno State	20	277	13.85	250	12.50	-1.35
10	New Mexico	17	257	15.12	227	13.35	-1.76
11	San Jose State	16	205	12.81	171	10.69	-2.13



2020-21 MW CONFERENCE STATS



ASSIST/TURNOVER RATIO

##	Team	G	Asst	Avg	Turn	Avg	Ratio
1	UTAH STATE	19	338	17.79	261	13.74	1.30
2	San Diego St.	17	249	14.65	200	11.76	1.25
3	Boise State	20	269	13.45	227	11.35	1.19
4	Nevada	17	249	14.65	211	12.41	1.18
5	Wyoming	16	208	13.00	194	12.13	1.07
6	Colorado St.	18	279	15.50	265	14.72	1.05
7	UNLV	18	226	12.56	229	12.72	0.99
8	Air Force	20	250	12.50	290	14.50	0.86
9	New Mexico	17	204	12.00	257	15.12	0.79
10	San Jose State	16	151	9.44	205	12.81	0.74
11	Fresno State	20	201	10.05	277	13.85	0.73

OFFENSIVE REBOUNDS

##	Team	G	No.	Avg/G
1	UTAH STATE	19	243	12.79
2	New Mexico	17	201	11.82
3	Fresno State	20	215	10.75
4	UNLV	18	192	10.67
5	San Diego State	17	175	10.29
6	Boise State	20	181	9.05
7	Wyoming	16	127	7.94
8	Nevada	17	132	7.76
9	San Jose State	16	121	7.56
10	Colorado State	18	136	7.56
11	Air Force	20	93	4.65

DEFENSIVE REBOUNDS

##	Team	G	No.	Avg/G
1	UTAH STATE	19	541	28.47
2	Colorado State	18	491	27.28
3	San Diego State	17	453	26.65
4	Nevada	17	449	26.41
5	Boise State	20	524	26.20
6	UNLV	18	453	25.17
7	San Jose State	16	401	25.06
8	Fresno State	20	472	23.60
9	New Mexico	17	389	22.88
10	Wyoming	16	363	22.69
11	Air Force	20	360	18.00

DEFENSIVE REB PCT.

##	Team	G	D-Reb	O-Reb	DRPct
1	Utah St.	19	541	142	.792
2	San Diego St.	17	453	129	.778
3	Boise St.	20	524	158	.768
4	UNLV	18	453	145	.758
5	Nevada	17	449	150	.750
6	Fresno St.	20	472	165	.741
7	Colorado St.	18	491	173	.739
8	Wyoming	16	363	142	.719
9	New Mexico	17	389	167	.700
10	San Jose St.	16	401	233	.632
11	Air Force	20	360	212	.629

OFFENSIVE REB PCT.

##	Team	G	O-Reb	D-Reb	ORPct
1	UTAH STATE	19	243	428	.362
2	UNLV	18	192	423	.312
3	New Mexico	17	201	446	.311
4	Fresno State	20	215	478	.310
5	San Diego State	17	175	397	.306
6	Boise State	20	181	481	.273
7	Colorado State	18	136	389	.259
8	Nevada	17	132	425	.237
9	Wyoming	16	127	447	.221
10	San Jose State	16	121	500	.195
11	Air Force	20	93	482	.162

3-POINT FG MADE

##	Team	G	3FG	Avg/G
1	Wyoming	16	155	9.69
2	Colorado State	18	166	9.22
3	San Diego State	17	152	8.94
4	Boise State	20	157	7.85
5	Nevada	17	132	7.76
6	UNLV	18	135	7.50
7	UTAH STATE	19	138	7.26
8	San Jose State	16	115	7.19
9	Air Force	20	142	7.10
10	Fresno State	20	134	6.70
11	New Mexico	17	75	4.41

SCORING

##	Player-Team	GP	FG	3FG	FT	Points	Avg
1.	Sherfield, Grant - Nevada	17	100	30	79	309	18.18
2.	Alston, Derrick - Boise	20	119	51	72	361	18.05
3.	Hamilton, Bryce - UNLV	16	114	20	28	276	17.25
4.	Roddy, David - CSU	18	104	16	74	298	16.56
5.	Walker, AJ - USAFA	20	118	46	49	331	16.55
6.	Cambridge, Desmond - Nevada	17	97	44	41	279	16.41
7.	Maluach, Makuach - UNM	17	101	19	45	266	15.65
8.	QUETA, NEEMIAS - USU	19	118	0	56	292	15.37
9.	Mitchell, Matt - SDSU	14	68	16	63	215	15.36
10.	Jenkins Jr., David - UNLV	18	94	44	38	270	15.00
	Stevens, Isaiah - CSU	18	89	34	58	270	15.00
	Schakel, Jordan - SDSU	17	83	55	34	255	15.00
13.	Robinson, Orlando - Fresno	20	98	13	81	290	14.50
14.	Williams, Marcus - UW	16	70	26	51	217	13.56
15.	Stroud, Deon - Fresno	19	83	17	41	224	11.79
16.	Agee, Ralph - SJSU	15	71	0	31	173	11.53
17.	Kigab, Abu - Boise	20	76	16	60	228	11.40
18.	BEAN, JUSTIN - USU	19	88	9	25	210	11.05
19.	Maldonado, Hunter - UW	16	60	8	48	176	11.00
20.	Moore, Kendle - CSU	17	60	35	31	186	10.94

REBOUNDING

##	Player-Team	GP	OFF	DEF	TOT	Avg/G
1.	QUETA, NEEMIAS - USU	19	57	140	197	10.37
2.	Roddy, David - CSU	18	43	136	179	9.94
3.	Robinson, Orlando - Fresno	20	56	121	177	8.85
4.	Armus, Mladen - Boise	20	73	90	163	8.15
5.	BEAN, JUSTIN - USU	19	55	92	147	7.74
6.	Mbacke Diong, Cheikh - UNLV	18	55	83	138	7.67
7.	Maldonado, Hunter - UW	16	26	78	104	6.50
8.	Mitchell, Matt - SDSU	14	14	74	88	6.29
9.	Hamilton, Bryce - UNLV	16	23	77	100	6.25
10.	Washington, Warren - Nevada	17	36	65	101	5.94
11.	Kigab, Abu - Boise	20	33	80	113	5.65
12.	Maluach, Makuach - UNM	17	16	78	94	5.53
	Mensah, Nathan - SDSU	17	34	60	94	5.53
14.	Agee, Ralph - SJSU	15	21	57	78	5.20
15.	Moore, Omari - SJSU	16	12	66	78	4.88
	Marble II, Kwane - UW	16	26	52	78	4.88
17.	Cambridge, Desmond - Nevada	17	9	72	81	4.76
18.	ANTHONY, MARCO - USU	19	27	61	88	4.63
19.	Stevens, Isaiah - CSU	18	9	74	83	4.61
20.	Shaver Jr., Marcus - Boise	19	13	74	87	4.58

UTAH STATE

QUICK FACTS

OUTLOOK

AGGIE BIOS

COACHES

OPONENTS

SEASON REVIEW

RECORDS

UNIVERSITY



2020-21 MW CONFERENCE STATS



FIELD GOAL PCT (Min. 5.0 made per game)

##	Player-Team	G	FG	FGA	Pct
1.	QUETA, NEEMIAS - USU	19	118	202	.584
2.	Roddy, David - CSU	18	104	188	.553
3.	Walker, AJ - USAFA	20	118	245	.482
4.	Alston, Derrick - Boise	20	119	258	.461
5.	Maluach, Makuach - UNM	17	101	235	.430

ASSISTS

##	Player-Team	G	Assists	Avg/G
1.	Sherfield, Grant - Nevada	17	113	6.65
2.	Stevens, Isaiah - CSU	18	107	5.94
3.	Williams, Marcus - UW	16	60	3.75
4.	WORSTER, ROLLIE - USU	16	59	3.69
5.	Pulliam, Trey - SDSU	17	61	3.59
6.	Maldonado, Hunter - UW	16	57	3.56
7.	Singleton, Saquan - UNM	17	60	3.53
8.	ANTHONY, MARCO - USU	19	65	3.42
9.	Moore, Omari - SJSU	16	51	3.19
10.	ASHWORTH, STEVEN - USU	19	60	3.16
11.	Hill, Isaiah - Fresno	20	63	3.15
12.	QUETA, NEEMIAS - USU	19	54	2.84

FREE THROW PCT (Min. 2.5 made per game)

##	Player-Team	G	FTM	FTA	Pct
1.	Sherfield, Grant - Nevada	17	79	89	.888
2.	Alston, Derrick - Boise	20	72	84	.857
3.	Mitchell, Matt - SDSU	14	63	74	.851
4.	Stevens, Isaiah - CSU	18	58	69	.841
5.	Roddy, David - CSU	18	74	96	.771
6.	Kigab, Abu - Boise	20	60	80	.750
7.	Marble II, Kwane - UW	16	54	73	.740
8.	Robinson, Orlando - Fresno	20	81	113	.717
9.	Maluach, Makuach - UNM	17	45	64	.703
10.	Williams, Marcus - UW	16	51	73	.699
11.	QUETA, NEEMIAS - USU	19	56	82	.683

STEALS

##	Player-Team	G	Steals	Avg/G
1.	Moore, Omari - SJSU	16	29	1.81
2.	Walker, AJ - USAFA	20	33	1.65
3.	Mitchell, Matt - SDSU	14	22	1.57
4.	Mbacke Diong, Cheikh - UNLV	18	27	1.50
	Hamilton, Bryce - UNLV	16	24	1.50
6.	Sherfield, Grant - Nevada	17	25	1.47
7.	BEAN, JUSTIN - USU	19	26	1.37
8.	Marble II, Kwane - UW	16	21	1.31
9.	Pulliam, Trey - SDSU	17	22	1.29
	Moore, Kendle - CSU	17	22	1.29
11.	Shaver Jr., Marcus - Boise	19	24	1.26
12.	Hill, Isaiah - Fresno	20	24	1.20
13.	QUETA, NEEMIAS - USU	19	22	1.16

3-POINT FG PCT (Min. 2.5 made per game)

##	Player-Team	G	3FG	FGA	Pct
1.	Schakel, Jordan - SDSU	17	55	112	.491
2.	Alston, Derrick - Boise	20	51	132	.386
3.	Cambridge, Desmond - Nevada	17	44	124	.355

3-POINT FG MADE

##	Player-Team	G	3FG	Avg/G
1.	Schakel, Jordan - SDSU	17	55	3.24
2.	Cambridge, Desmond - Nevada	17	44	2.59
3.	Alston, Derrick - Boise	20	51	2.55
4.	MILLER, BROCK - USU	17	42	2.47
5.	Jenkins Jr., David - UNLV	18	44	2.44
6.	DuSell, Xavier - UW	16	37	2.31
7.	Walker, AJ - USAFA	20	46	2.30
8.	Moore, Kendle - CSU	17	35	2.06
	Gomez, Terrell - SDSU	17	35	2.06
10.	Grill, Caleb - UNLV	18	34	1.89
	Thistlewood, Adam - CSU	18	34	1.89
	Stevens, Isaiah - CSU	18	34	1.89

BLOCKED SHOTS

##	Player-Team	G	Blocks	Avg/G
1.	QUETA, NEEMIAS - USU	19	66	3.47
2.	Manuel, Valdir - UNM	16	22	1.38
3.	Hymes, K.J. - Nevada	17	19	1.12
	Mensah, Nathan - SDSU	17	19	1.12
5.	Mbacke Diong, Cheikh - UNLV	18	20	1.11
6.	Kigab, Abu - Boise	20	20	1.00
7.	Wood, Moses - UNLV	18	17	0.94
8.	Robinson, Orlando - Fresno	20	18	0.90
9.	Armus, Mladen - Boise	20	17	0.85
10.	Moore, Omari - SJSU	16	13	0.81

ASSIST/TURNOVER RATIO

##	Player-Team	G	Asst	Avg/G	TOs
1.	Sherfield, Grant - Nevada	17	113	45	2.51
2.	ASHWORTH, STEVEN - USU	19	60	28	2.14
3.	Pulliam, Trey - SDSU	17	61	29	2.10
4.	ANTHONY, MARCO - USU	19	65	35	1.86
5.	WORSTER, ROLLIE - USU	16	59	36	1.64
6.	Stevens, Isaiah - CSU	18	107	66	1.62
7.	Singleton, Saquan - UNM	17	60	44	1.36
8.	Moore, Omari - SJSU	16	51	39	1.31
9.	Maldonado, Hunter - UW	16	57	45	1.27
10.	Hill, Isaiah - Fresno	20	63	50	1.26

OFFENSIVE REBOUNDS

##	Player-Team	G	OReb	Avg/G
1.	Armus, Mladen - Boise	20	73	3.65
2.	Mbacke Diong, Cheikh - UNLV	18	55	3.06
3.	QUETA, NEEMIAS - USU	19	57	3.00
4.	BEAN, JUSTIN - USU	19	55	2.89
5.	Robinson, Orlando - Fresno	20	56	2.80
6.	Roddy, David - CSU	18	43	2.39
7.	Washington, Warren - Nevada	17	36	2.12
8.	Mensah, Nathan - SDSU	17	34	2.00
9.	Tomaic, Joshua - SDSU	17	31	1.82
10.	Matos, Bayron - UNM	16	29	1.81

DEFENSIVE REBOUNDS

##	Player-Team	G	DReb	Avg/G
1.	Roddy, David - CSU	18	136	7.56
2.	QUETA, NEEMIAS - USU	19	140	7.37
3.	Robinson, Orlando - Fresno	20	121	6.05
4.	Mitchell, Matt - SDSU	14	74	5.29
5.	Maldonado, Hunter - UW	16	78	4.88
6.	BEAN, JUSTIN - USU	19	92	4.84
7.	Hamilton, Bryce - UNLV	16	77	4.81
8.	Mbacke Diong, Cheikh - UNLV	18	83	4.61
9.	Maluach, Makuach - UNM	17	78	4.59
10.	Armus, Mladen - Boise	20	90	4.50

MINUTES PLAYED

##	Player-Team	GP	Mins	Avg/G
1.	Walker, AJ - USAFA	20	742	37.11
2.	Maldonado, Hunter - UW	16	574	35.86
3.	Sherfield, Grant - Nevada	17	595	35.02
4.	Stevens, Isaiah - CSU	18	627	34.84
5.	Grill, Caleb - UNLV	18	617	34.29
6.	Robinson, Orlando - Fresno	20	655	32.73
7.	Hamilton, Bryce - UNLV	16	522	32.64
8.	Alston, Derrick - Boise	20	650	32.51
9.	Cambridge, Desmond - Nevada	17	541	31.85
10.	Maluach, Makuach - UNM	17	537	31.57
11.	Joyce, Chris - USAFA	20	628	31.39
12.	Roddy, David - CSU	18	561	31.16
13.	Williams, Marcus - UW	16	496	31.02
14.	ANTHONY, MARCO - USU	19	586	30.84

QUICK FACTS

OUTLOOK

AGGIE BIOS

COACHES

OPPONENTS

SEASON REVIEW

RECORDS

UNIVERSITY



2020-21 BOX SCORES



GAME 1

UTAH STATE VS VCU

NOVEMBER 25, 2020 • SIOUX FALLS, S.D. (SANFORD PENTAGON)

GAME 2

UTAH STATE VS SOUTH DAKOTA STATE

NOVEMBER 25, 2020 • SIOUX FALLS, S.D. (SANFORD PENTAGON)

Official Basketball Box Score -- Game Totals -- Final Statistics
VCU vs Utah St.
11/25/20 8:30 pm at Sioux Falls, S.D. (Sanford Pentagon)

VCU 85 • 1-0

#	Player	Total		3-Ptr		Rebounds		PF	TP	A	TO	Blk	Stl	Min
		FG-FGA	FT-FTA	FG-FGA	FT-FTA	Off	Def							
13	Covey Douglas	3-4	0-0	2-2	0 0 0	0	0	3	8	0	0	3	0	18
34	Levi Stockard III	1-3	0-0	0-0	0 1 1	3	2	0	0	2	0	0	0	8
01	Adrian Baldwin Jr.	1-6	0-1	1-2	1 3 4	1	3	7	2	0	0	2	0	25
05	Nah'Shon Hyland	6-12	5-10	6-7	0 2 2	2	23	1	2	0	2	0	0	30
11	Keshawn Curry	4-8	2-5	0-0	1 5 6	3	10	1	1	0	1	0	0	23
00	Jamir Watkins	1-1	1-1	2-2	0 2 2	1	5	0	1	0	0	0	0	9
02	Mikeal Brown-Jones	1-2	0-1	4-4	0 1 1	1	6	2	0	0	0	0	0	9
10	Vince Williams	6-10	2-5	1-1	1 4 5	3	15	4	3	0	1	0	0	28
12	Jimmy Clark III	4-4	0-0	0-0	0 2 2	2	8	0	1	0	4	0	0	18
20	Hason Ward	1-2	0-0	0-0	0 1 1	0	2	1	0	4	0	0	0	11
33	Josh Banks	0-1	0-1	2-2	0 0 0	1	2	0	1	0	0	0	0	7
35	Brendan Medley-Bacon	0-0	0-0	1-2	0 1 1	3	1	0	1	0	0	0	0	6
Team						1 2 3								
Totals		28-53	10-24	19-22	4 24 28	23	85	16	14	7	10	7	0	200

FG % 1st Half: 13-27 48.1% 2nd half: 15-26 57.7% Game: 28-53 52.8%
3FG % 1st Half: 7-16 43.8% 2nd half: 3-8 37.5% Game: 10-24 41.7%
FT % 1st Half: 5-5 100.0 2nd half: 14-17 82.4% Game: 19-22 86.4%

Utah St. 69 • 0-1

#	Player	Total		3-Ptr		Rebounds		PF	TP	A	TO	Blk	Stl	Min
		FG-FGA	FT-FTA	FG-FGA	FT-FTA	Off	Def							
34	BEAN, Justin	5-8	0-2	3-4	0 4 4	3	13	3	3	0	0	0	0	31
23	QUETA, Neemias	5-12	0-0	7-12	5 5 10	2	17	1	2	1	0	0	0	28
22	MILLER, Brock	3-7	2-5	0-0	2 1 3	1	8	1	1	0	0	0	0	21
24	WORSTER, Rollee	4-9	0-2	2-2	0 1 1	4	10	0	4	0	0	0	0	24
04	ANTHONY, Marco	2-5	0-1	2-4	0 5 5	2	6	0	4	0	1	0	0	34
02	BAIRSTOW, Sean	2-5	1-1	3-4	0 0 0	3	8	1	2	0	2	0	0	18
03	ASHWORTH, Steven	2-4	1-2	0-0	1 3 4	2	5	0	2	0	0	0	0	20
10	ANDERSON, Alphonso	0-2	0-1	0-0	1 0 1	1	0	1	0	0	0	0	0	14
11	SHULGA, Max	0-2	0-2	0-0	1 1 2	1	0	0	0	0	0	0	0	4
12	ZAPALA, Szymon	1-1	0-0	0-0	0 0 0	0	2	0	0	0	0	0	0	1
13	McCHESNEY, Liam	0-1	0-1	0-0	0 0 0	0	0	0	0	0	0	0	0	0+
32	DORIUS, Trevin	0-0	0-0	0-0	0 1 1	0	0	1	0	0	0	0	0	5
Team						3 1 4								
Totals		24-56	4-17	17-26	13 22 35	19	69	8	18	1	3	0	0	200

FG % 1st Half: 15-28 53.6% 2nd half: 9-28 32.1% Game: 24-56 42.9%
3FG % 1st Half: 2-6 33.3% 2nd half: 2-11 18.2% Game: 4-17 23.5%
FT % 1st Half: 9-14 64.3% 2nd half: 8-12 66.7% Game: 17-26 65.4%

Officials: Steve Devine, Kelly Pfeiffer, Randy Heimerman
Technical fouls: VCU-Nah'Shon Hyland, Utah St.-QUETA, Neemias.
Attendance:

Score by periods	1st	2nd	Total
VCU	38	47	85
Utah St.	41	28	69

	In	Off	2nd	Fast	Bench
Points	Paint	T/O	Chance	Break	
VCU	34	28	12	10	39
Utah St.	36	26	17	2	15

Last FG - VCU 2nd-01:34, USU 2nd-00:38.
Largest lead - VCU by 16 2nd-00:49, USU by 10 2nd-14:22.
VCU led for 20:06, USU led for 15:35. Game was tied for 04:19.

Official Basketball Box Score -- Game Totals -- Final Statistics
Utah St. vs South Dakota St.
11/26/20 6:30 pm at Sioux Falls, S.D.

Utah St. 59 • 0-2

#	Player	Total		3-Ptr		Rebounds		PF	TP	A	TO	Blk	Stl	Min
		FG-FGA	FT-FTA	FG-FGA	FT-FTA	Off	Def							
34	BEAN, Justin	2-7	0-1	1-1	2 0 2	2	5	0	0	0	0	0	0	19
23	QUETA, Neemias	6-8	0-0	2 6 8	1 12 3	2	3	2	3	0	0	0	0	25
22	MILLER, Brock	2-3	1-2	0-0	0 2 2	0	5	1	1	0	1	0	0	17
24	WORSTER, Rollee	4-9	1-2	0-0	0 2 2	2	9	3	0	0	0	0	0	28
04	ANTHONY, Marco	3-9	2-5	2-2	0 1 1	0	10	1	0	0	0	0	0	23
02	BAIRSTOW, Sean	0-2	0-0	1-2	1 2 0	1	1	1	5	0	0	0	0	14
03	ASHWORTH, Steven	2-7	2-6	2-2	0 1 1	2	8	0	1	0	2	0	0	19
10	ANDERSON, Alphonso	2-7	1-5	2-2	1 2 3	0	7	0	0	0	0	0	0	20
11	SHULGA, Max	0-1	0-0	2-2	0 5 5	0	2	1	2	0	0	0	0	14
12	ZAPALA, Szymon	0-1	0-0	0-1	1 0 1	0	0	1	3	0	1	0	0	7
13	McCHESNEY, Liam	0-1	0-1	0-0	0 1 1	0	0	0	0	0	0	0	0	1
30	VEDISCHEV, Zahar	0-0	0-0	0-0	0 0 0	0	0	0	0	0	0	0	0	1
32	DORIUS, Trevin	0-2	0-0	0-0	0 1 1	1	0	0	1	0	0	0	0	8
35	WICKIZER, Matthew	0-0	0-0	0-0	0 0 0	0	0	0	0	0	0	0	0	1
Team						0 0 0								
Totals		21-57	7-22	10-12	7 22 29	8	59	11	16	3	5	0	0	200

FG % 1st Half: 12-25 48.0% 2nd half: 9-32 28.1% Game: 21-57 36.8%
3FG % 1st Half: 4-9 44.4% 2nd half: 3-13 23.1% Game: 7-22 31.8%
FT % 1st Half: 1-2 50.0% 2nd half: 9-10 90.0% Game: 10-12 83.3%

South Dakota St. 83 • 1-1

#	Player	Total		3-Ptr		Rebounds		PF	TP	A	TO	Blk	Stl	Min
		FG-FGA	FT-FTA	FG-FGA	FT-FTA	Off	Def							
32	Matt Dentlinger	0-1	0-0	0-0	0 0 0	1	0	3	1	1	0	0	0	25
35	Douglas Wilson	7-10	0-0	2-2	1 3 4	2	16	4	1	1	0	0	0	23
03	Baylor Scheierman	9-13	5-9	0-0	0 4 4	0	23	2	0	0	0	0	0	34
15	Noah Freidel	3-8	2-5	2-2	0 6 6	3	10	5	2	0	0	0	0	24
34	Alex Arians	5-8	3-5	0-1	1 3 4	2	13	1	2	0	0	0	0	29
01	Matt Mims	1-2	1-2	0-0	0 0 0	1	3	1	1	0	0	0	0	11
04	William Mfom	0-0	0-0	0-0	0 1 1	0	0	0	2	0	0	0	0	1
13	Luke Appel	0-1	0-0	0-0	2 2 4	0	0	0	1	1	0	0	0	13
22	Aaron Fiegen	0-0	0-0	0-0	0 0 0	0	0	0	0	0	0	0	0	2
30	Charlie Easley	3-5	1-1	0-0	1 2 3	2	7	3	0	0	0	0	0	18
50	David Wingett	4-9	3-5	0-0	0 1 1	1	11	0	1	1	1	1	1	17
Team						0 2 2								
Totals		32-57	15-27	4-5	3 24 27	16	83	19	12	4	7	0	0	200

FG % 1st Half: 16-29 55.2% 2nd half: 16-28 57.1% Game: 32-57 56.1%
3FG % 1st Half: 8-12 66.7% 2nd half: 7-15 46.7% Game: 15-27 55.6%
FT % 1st Half: 1-2 50.0% 2nd half: 0-0 0.0% Game: 4-5 80.0%

Officials: Alexander Thompson, Isaac Barnett, Kevin Mathis
Technical fouls: Utah St.-None, South Dakota St.-None.
Attendance:

Score by periods	1st	2nd	Total
Utah St.	29	30	59
South Dakota St.	44	39	83

	In	Off	2nd	Fast	Bench
Points	Paint	T/O	Chance	Break	
Utah St.	24	2	2	6	18
South Dakota St.	34	17	5	16	21

Last FG - USU 2nd-01:14, SDSU 2nd-01:26.
Largest lead - USU by 2 1st-19:28, SDSU by 26 2nd-07:05.
USU led for 00:34, SDSU led for 37:57. Game was tied for 01:29.

GAME 3

UTAH STATE VS NORTHERN IOWA

NOVEMBER 25, 2020 • SIOUX FALLS, S.D. (SANFORD PENTAGON)

GAME 4

BYU AT UTAH STATE

DECEMBER 5, 2020 • DEE GLEN SMITH SPECTRUM

Official Basketball Box Score -- Game Totals -- Final Statistics
Utah St. vs UNI
11/27/20 3:00 pm at Sioux Falls, S.D.

Utah St. 82 • 1-2

#	Player	Total		3-Ptr		Rebounds		PF	TP	A	TO	Blk	Stl	Min	
		FG-FGA	FT-FTA	FG-FGA	FT-FTA	Off	Def								
34	BEAN, Justin	f	6-12	0-2	3-4	4	6	10	2	15	4	0	0	1	36
23	QUETA, Neemias	c	3-6	0-0	9-11	1	9	10	3	15	2	2	4	1	31
22	MILLER, Brock	g	3-8	2-4	1-2	0	2	2	2	9	2	1	0	1	31
24	WORSTER, Rollee		5-11	2-4	5-5	1	3	4	1	17	3	4	0	1	38
04	ANTHONY, Marco	g	8-16	2-6	4-7	1	5	6	2	22	2	1	1	1	35
02	BAIRSTOW, Sean		0-1	0-0	0-0	0	0	0	0	0	0	1	1	0	8
03	ASHWORTH, Steven		0-0	0-0	0-0	0	1	1	0	0	1	0	0	0	6
10	ANDERSON, Alphonso		0-1	0-0	0-0	0	0	0	0	0	0	2	0	0	4
11	SHULGA, Max		1-1	1-1	0-0	0	3	3	0	3	0	0	0	0	8
32	DORIUS, Trevin		0-0	0-0	1-2	0	1	1	2	1	0	1	1	0	3
	Team					0	6	6			1				
Totals			26-56	7-17	23-31	7	36	43	13	82	14	13	7	5	200



2020-21 BOX SCORES



QUICK FACTS

OUTLOOK

AGGIE BIOS

COACHES

OPPONENTS

SEASON REVIEW

RECORDS

UNIVERSITY

GAME 5 COLLEGE OF IDAHO AT UTAH STATE DECEMBER 8, 2020 • DEE GLEN SMITH SPECTRUM

Official Basketball Box Score -- Game Totals -- Final Statistics
College of Idaho vs Utah State
12/08/20 7 p.m. at Logan, Utah (Dee Glen Smith Spectrum)

College of Idaho 64 • 1-2

#	Player	Total			3-Ptr		Rebounds			PF	TP	A	TO	Blk	Stl	Min
		FG-FGA	FG-FGA	FT-FTA	Off	Def	Tot									
20	Galloway, Jalen	f	5-11	3-6	0-0	0	2	2	3	13	2	3	0	0	0	22
21	Desautels, Connor	f	0-1	0-0	2-2	0	2	2	3	2	1	2	1	0	0	23
01	Wadsworth, Derek	g	0-6	0-3	0-0	0	2	2	4	0	0	3	2	0	0	23
02	Time, Ricardo	g	6-14	3-9	1-1	1	3	4	7	3	16	2	1	0	3	32
12	O'Neil, Jake	g	0-2	0-0	0-0	0	3	2	5	1	0	0	3	0	0	21
03	Elzie III, Charles		5-9	2-5	0-0	1	1	2	3	1	12	3	1	0	0	22
04	Robinet, Tyler		2-5	2-5	2-2	1	0	1	2	8	0	3	0	0	0	18
05	Radford, Johnny		3-8	2-6	0-0	0	0	0	0	4	8	1	2	0	2	16
10	Cooper, Connor		0-0	0-0	0-0	0	0	0	0	0	0	0	0	0	0	2
15	Burman, Nathan		0-0	0-0	0-0	0	0	0	0	0	0	0	0	0	0	2
25	Wilson, Paul		1-1	0-0	3-4	1	2	3	5	1	1	2	0	0	0	17
32	Russell, Jacob		0-0	0-0	0-0	0	0	0	1	0	0	0	0	0	0	2
Team							0	1	1							
Totals			22-57	12-34	8-9	9	15	24	21	64	13	18	3	5	0	20
FG % 1st Half: 13-28 46.4% 2nd half: 9-29 31.0% Game: 22-57 38.6% Deadball																
3FG % 1st Half: 7-16 43.8% 2nd half: 5-18 27.8% Game: 12-34 35.3% Rebounds																
FT % 1st Half: 0-0 0.0% 2nd half: 8-9 88.9% Game: 8-9 88.9% 0																

Utah State 90 • 2-3

#	Player	Total			3-Ptr			Rebounds			PF	TP	A TO Blk Stl				Min
		FG	FGA	FG%	FT	FTA	FT%	Off	Def	Tot			A	TO	Blk	Stl	
34	BEAN, Justin	f	6-7	0-0	9-9	3	4	7	1	21	0	0	0	3	22		
23	QUETA, Neemias	f	4-6	0-0	0-0	2	6	8	1	8	3	2	0	1	19		
02	BAIRSTOW, Sean	g	4-9	2-4	1-1	0	3	3	0	11	4	2	0	3	33		
22	MILLER, Brock	g	1-7	0-1	0-0	0	1	1	2	0	0	0	0	0	13		
24	WORSTER, Rollee	g	3-8	1-2	4-4	2	2	4	1	11	1	3	0	3	27		
03	ASHWORTH, Steven		4-7	1-3	6-9	1	2	3	4	15	7	2	0	2	32		
10	ANDERSON, Alphonso		3-6	0-1	3-3	2	3	5	2	9	2	2	0	0	23		
12	ZAPALA, Szymon		0-1	0-0	2-2	0	1	1	2	2	1	1	1	0	7		
13	McCHESNEY, Liam		1-2	0-1	0-0	1	1	2	0	0	0	0	0	0	6		
32	DORIUS, Trevin		4-5	0-0	1-2	1	3	4	0	9	0	0	2	0	16		
35	WICKIZER, Matthew		0-0	0-0	0-0	0	0	0	1	0	0	1	0	0	2		
Team																	
Totals			30-58	4-12	26-30	14	26	40	13	90	18	13	3	12	200		
FG % 1st Half: 16-33			48.5%	2nd half: 14-25		56.0%	Game: 30-58			51.7%						Deadball Rebounds 3.1	
3FG % 1st Half: 2-7			28.6%	2nd half: 2-5		40.0%	Game: 4-12			33.3%							
FT % 1st Half: 10-11			90.9%	2nd half: 16-19		84.2%	Game: 26-30			86.7%							

Officials: Verne Harris, Deldre Carr, Kevin Brill
Technical fouls: College of Idaho-None. Utah State-None.
Attendance: 1324

Score by periods		1st	2nd	Total			In	Off	2nd	Fast		
College of Idaho		33	31	64			Points	Paint	T/O	Chance	Break	Bench
Utah State		44	46	90			USU	40	32	17	12	37

Last FG - COFI 2nd-04:06, USU 2nd-01:31.
Largest lead - COFI by 1 2nd-17:09, USU by 27 2nd-00:30.
COFI led for 00:48. USU led for 38:34. Game was tied for 00:38.

Score tied - 0 times.
Lead changed - 2 times.

GAME 6 NORTHERN COLORADO AT UTAH STATE DECEMBER 18, 2020 • DEE GLEN SMITH SPECTRUM

Official Basketball Box Score -- Game Totals -- Final Statistics
Northern Colorado vs Utah State
12/18/20 7 p.m. at Logan, Utah (Dee Glen Smith Spectrum)

Northern Colorado 50 • 3-2

#	Player	Total		3-Ptr		Rebounds			PF	TP	A TO Blk Stl				Min
		FG-FGA	FG-FGA	FT-FTA	FT-FTA	Off	Def	Tot			A	TO	Blk	Stl	
15	Jockuch,Kur	f	5-9	0-0	1-1	1	2	3	2	11	1	3	0	0	28
01	Kountz,Daylen	g	4-10	0-3	5-8	0	6	6	3	13	0	5	2	1	31
02	Johnson,Matt	g	0-6	0-5	0-0	0	1	1	2	0	3	1	0	2	37
05	Masten,Sam	g	2-4	1-3	0-0	0	3	3	0	5	0	0	0	0	17
13	Hume,Bodie	g	4-10	2-6	0-0	0	6	6	3	10	1	4	1	0	38
03	Smoots,Tre'Shon	g	2-4	2-4	0-0	0	1	1	0	6	2	0	0	0	19
10	Melvin,Jamel	g	0-2	0-0	0-0	2	0	2	1	0	1	1	0	0	11
11	McCobb,Rodrick	g	1-2	1-2	0-0	1	2	3	2	3	0	1	0	0	10
24	English II,Marque	g	1-1	0-0	0-0	1	0	1	2	2	0	1	0	0	9
Team							1	3	4						
Totals			19-48	6-23	6-9	6	24	30	15	50	8	16	3	3	200
FG % 1st Half: 10-24		41.7%	2nd half: 9-24	37.5%	Game: 19-48		39.6%							Deadball	
3FG % 1st Half: 3-11		27.3%	2nd half: 3-12	25.0%	Game: 6-23		26.1%							Rebounds	
FT % 1st Half: 4-5		80.0%	2nd half: 2-4	50.0%	Game: 6-9		66.7%							2	

Utah State 63 • 3-3

#	Player		Total		3-Ptr		Rebounds			PF	TP	A TO Blk Stl				Min
			FG-FGA	FG-FGA	FT-FTA	Off	Def	Tot	A			TO	Blk	Stl		
34	BEAN, Justin	f	6-11	0-1	0-1	4	7	11	1	12	2	0	0	2	32	
23	QUETA, Neemias	c	2-5	0-0	2-2	2	5	7	4	6	3	5	1	1	24	
22	MILLER, Brock	g	3-7	1-2	0-0	1	1	2	0	7	0	1	0	1	33	
24	WORSTER, Rollee	g	6-13	0-1	0-0	1	3	4	1	12	4	1	1	2	32	
44	ANTHONY, Marco	g	7-20	2-3	3-4	1	0	1	1	19	2	1	0	2	33	
02	BAIRSTOW, Sean		0-1	0-1	0-0	0	0	0	0	1	0	1	0	0	10	
03	ASHWORTH, Steven		0-1	0-0	2-2	1	1	2	0	2	0	0	0	0	10	
10	ANDERSON, Alphonso		0-1	0-0	0-0	1	3	4	0	0	1	0	0	0	6	
11	SHULGA, Max		0-0	0-0	0-0	0	1	1	0	0	0	0	0	0	4	
12	ZAPALA, Szymon		1-1	0-0	1-4	1	0	1	0	3	0	0	0	0	5	
32	DORIUS, Trevin		1-2	0-0	0-0	2	3	5	2	2	0	1	0	1	11	
Team						2	0	2								
Totals			26-62	3-8	8-13	16	24	40	10	63	13	9	2	9	200	
FG % 1st Half: 12-31			38.7%	2nd half: 14-31	45.2%	Game: 26-62		41.9%								Deadball Rebounds 1
3FG % 1st Half: 2-7			28.6%	2nd half: 1-1	100.0%	Game: 3-8		37.5%								
FT % 1st Half: 2-6			33.3%	2nd half: 6-7	85.7%	Game: 8-13		61.5%								

Officials: Glen Mayberry, Ryan Holmes, Scott Brown
Technical fouls: Northern Colorado-None. Utah State-None.
Attendance: 1376

Score by periods	1st	2nd	Total		In	Off	2nd	Fast	
Northern Colorado	27	23	50	Points	Paint	T/O	Chance	Break	Bench
Utah State	28	35	63	UNCO	22	2	5	4	11
				USU	36	21	13	6	7



2020-21 BOX SCORES



GAME 9

UTAH STATE AT AIR FORCE
DECEMBER 31, 2020 • COLORADO SPRINGS, COLO.

Official Basketball Box Score -- Game Totals -- Final Statistics
Utah State vs Air Force
12/31/20 2:00 pm at USAFA, Colo.

Utah State 83 • 6-3,3-0 MW

#	Player	Total		3-Ptr		Rebounds				PF	TP	A	TO	Blk	Stl	Min
		FG-FA	FG-FGA	FT-FTA	Off	Def	Total									
34	BEAN, Justin	f	6-10	2-3	1-2	4	0	4	2	15	5	0	0	3	21	
23	QUETA, Neemias	c	5-7	0-0	0-0	3	2	5	0	10	5	0	1	2	23	
22	MILLER, Brock	g	5-10	4-9	0-0	0	1	1	2	14	2	1	0	2	23	
24	WORSTER, Rollee	g	1-4	0-3	2-2	3	2	5	3	4	3	1	0	1	25	
44	ANTHONY, Marco	g	5-5	2-2	0-1	1	1	2	2	12	6	0	0	0	25	
02	BAIRSTOW, Sean		4-8	1-2	0-1	0	4	4	2	9	1	1	0	0	16	
03	ASHWORTH, Steven		4-6	2-4	0-0	0	0	0	1	10	2	0	0	1	20	
10	ANDERSON, Alphonso		1-6	1-4	0-0	0	0	2	2	3	0	0	0	0	14	
11	SHULGA, Max		1-4	0-1	0-0	1	2	3	0	2	0	0	0	1	8	
12	ZAPALA, Szymon		0-1	0-0	0-0	2	0	2	2	0	0	0	0	0	4	
21	STASTNY, Karson		0-0	0-0	0-0	0	0	0	0	0	0	0	0	0	2	
30	VEDISCHEV, Zahar		0-2	0-2	0-0	0	1	1	0	0	0	1	0	0	5	
32	DORIUS, Trevin		2-2	0-0	0-0	1	1	2	4	4	0	3	0	1	12	
35	WICKIZER, Matthew		0-0	0-0	0-0	0	0	0	1	0	0	1	0	0	1	
52	KARWOWSKI, Kuba		0-0	0-0	0-0	0	0	0	0	0	0	0	0	0	1	
Team						0	1	1								
Totals			34-65	12-30	3-6	15	17	32	21	83	24	9	1	11	200	
FG % 1st Half: 18-33			54.5%	2nd half: 16-32	50.0%	Game: 34-65		52.3%	Deadball Rebounds 1							
3FG % 1st Half: 6-16			37.5%	2nd half: 6-14	42.9%	Game: 12-30		40.0%								
FT % 1st Half: 2-2			100.0	2nd half: 1-4	25.0%	Game: 3-6		50.0%								

Air Force 48 • 3-4,1-2 MW

#	Player	Total		3-Ptr		Rebounds			PF	TP	A	TO	Blk	Stl	Min
		FG-FGA	FG-FGA	FT-FTA	Off	Def	Tot								
22	Nick Jackson	f	5-8	0-1	1-2	1	3	4	3	11	3	4	0	0	23
44	Keaton Van Soelen	f	2-3	1-2	1-2	0	1	1	2	6	1	7	1	0	28
02	Glen McClintock	g	1-2	1-2	2-2	0	2	2	0	5	1	1	0	2	32
05	Chris Joyce	g	3-6	0-2	0-1	0	0	0	1	6	3	4	0	0	27
10	AJ Walker	a	1-5	1-3	1-1	2	3	5	1	4	3	3	0	0	31
00	Joseph Octave		0-2	0-2	2-4	1	0	1	1	2	1	1	0	1	13
01	Solomon Pierre-Louis		0-0	0-0	0-0	0	1	1	0	0	0	0	0	0	2
11	Ameke Akaya		3-4	0-1	2-2	0	1	1	2	8	0	2	0	0	18
15	Abe Kinrade		2-5	2-5	0-0	1	2	3	0	6	0	0	1	0	12
24	Mason Taylor		0-1	0-1	0-0	0	1	1	0	0	0	1	0	0	11
31	CJ Haut		0-0	0-0	0-0	0	0	0	1	0	0	1	0	0	3
Team						0	4	4				2			
Totals			17-36	5-19	9-14	5	18	23	11	48	12	26	2	3	200
FG % 1st Half: 11-20		55.0%	2nd half: 6-16	37.5%	Game: 17-36	47.2%	Deadball Rebounds 2								
3FG % 1st Half: 3-9		33.3%	2nd half: 2-10	20.0%	Game: 5-19	26.3%									
FT % 1st Half: 3-4		75.0%	2nd half: 6-10	60.0%	Game: 9-14	64.3%									

Officials: Ryan McDaniel,Joe Stigliano,Winston Stith
Technical fouls: Utah State-ASHWORTH, Steven. Air Force-None.
Attendance:

Score by periods	1st	2nd	Total
Utah State	44	39	83
Air Force	28	20	48

	In	Off	2nd	Fast	Bench
Utah State	44	45	16	11	28
Air Force	24	4	16	11	16

Last FG - USU 2nd-05:51, USAFA 2nd-05:12.
Largest lead - USU by 37 2nd-03:53, USAFA by 2 1st-18:04.
USU led for 38:07. USAFA led for 00:25. Game was tied for 01:28.

Score tied - 3 times.
Lead changed - 2 times.

GAME 10

UTAH STATE AT AIR FORCE
JANUARY 2, 2021 • COLORADO SPRINGS, COLO.

Official Basketball Box Score -- Game Totals -- Final Statistics
Utah State vs Air Force
01/02/21 4:00 pm at USAFA, Colo. (Clune Arena)

Utah State 72 • 7-3, 4-0 MW

#	Player	Total		3-Ptr		Rebounds			PF	TP	A	TO	Blk	Stl	Min
		FG-FGA	FG-FGA	FT-FTA	Off	Def	Tot								
34	BEAN, Justin	f	5-8	0-1	2-4	3	4	7	0	12	2	0	0	2	33
23	QUETA, Neemias	c	7-10	0-0	1-2	4	7	11	2	15	6	1	4	2	34
22	MILLER, Brock	c	5-13	3-9	0-0	0	0	0	3	13	0	1	0	1	31
24	WORSTER, Rollee	g	5-9	3-5	0-0	0	3	3	2	13	2	7	1	0	34
44	ANTHONY, Marco	g	4-6	0-0	1-2	1	6	7	3	9	4	5	2	0	30
02	BAIRSTOW, Sean		0-1	0-1	0-0	0	1	1	0	0	0	1	0	0	8
03	ASHWORTH, Steven		2-4	1-3	0-0	0	1	1	3	5	0	1	0	1	17
10	ANDERSON, Alphonso		2-3	0-0	1-2	1	1	2	0	5	1	0	0	1	7
12	ZAPALA, Szymon		0-0	0-0	0-0	0	0	0	0	0	0	1	0	0	1
32	DORIUS, Trevin		0-1	0-0	0-0	3	1	4	2	0	0	1	0	0	5
Team						1	1	2							
Totals			30-55	7-19	5-10	13	25	38	15	72	15	18	7	7	200
FG % 1st Half: 13-29			44.8%	2nd half: 17-26		65.4%	Game: 30-55			54.5%	Deadball Rebounds				
3FG % 1st Half: 4-12			33.3%	2nd half: 3-7		42.9%	Game: 7-19			36.8%					
FT % 1st Half: 3-6			50.0%	2nd half: 2-4		50.0%	Game: 5-10			50.0%					
											1				

Air Force 53 • 3-5, 1-3 MW

#	Player	Total			3-Ptr		Rebounds			PF	TP	A	TO	Blk	Stl	Min
		FG-FGA	FG-FGA	FT-FTA	Off	Def	Tot									
22	Nikc Jackson	f	2-6	0-2	4-4	1	4	5	4	8	2	3	2	1	19	
44	Keaton Van Soelen	f	2-2	0-0	0-0	0	2	2	1	4	2	2	1	0	35	
02	Glen McClintock	g	1-5	0-0	0-0	0	2	2	0	2	0	2	0	2	32	
05	Chris Joyce	g	3-13	0-2	5-6	2	1	3	1	11	1	2	0	2	36	
10	AJ Walker	g	8-13	3-4	0-0	1	4	5	1	19	1	3	0	3	38	
00	Joseph Octave		0-0	0-0	0-0	0	0	0	0	0	0	0	0	0	2	
11	Ameke Akaya		2-3	2-2	0-0	0	1	1	5	6	1	2	0	0	15	
15	Abe Kinrade		1-3	0-2	0-0	0	1	1	3	2	1	2	0	0	11	
24	Mason Taylor		0-1	0-0	1-2	0	0	0	0	1	0	0	0	0	9	
31	CJ Haut		0-1	0-0	0-0	0	0	0	0	0	0	0	0	1	2	
33	Derek Dickensheidt		0-0	0-0	0-0	0	0	0	0	0	0	0	0	0	1	
Team						1	1	2								
Totals			19-47	5-14	10-12	5	16	21	15	53	8	16	3	9	200	
FG % 1st Half: 7-24		29.2%	2nd half: 12-23	52.2%	Game: 19-47	40.4%	Deadball Rebounds 0									
3FG % 1st Half: 3-9		33.3%	2nd half: 2-5	40.0%	Game: 5-14	35.7%										
FT % 1st Half: 3-4		75.0%	2nd half: 7-8	87.5%	Game: 10-12	83.3%										

Officials: Rob Kruger,Kerby Sitton,Bob Staffen
Technical fouls: Utah State-None. Air Force-None.
Attendance:

Score by periods	1st	2nd	Total
Utah State	33	39	72
Air Force	20	33	53

	In	Off	2nd	Fast	Bench
Utah State	44	19	8	2	10
Air Force	22	17	2	3	9

Last FG - USU 2nd-01:00, USAFA 2nd-01:52.
Largest lead - USU by 25 2nd-13:44, USAFA None.
USU led for 39:04. USAFA led for 00:00. Game was tied for 00:56.

Score tied - 0 times.
Lead changed - 0 times.

GAME 11

UTAH STATE VS NEW MEXICO
JANUARY 6, 2021 • LUBBOCK, TEXAS

Official Basketball Box Score -- Game Totals -- Final Statistics
Utah State vs New Mexico
01/06/21 8:00 pm at Lubbock, Texas (Lubbock Christian Univ)

Utah State 77 • 8-3, 5-0 MW

#	Player	FG	Total FG	3-Ptr FG	FT	Total FT	Rebounds Off	Rebounds Def	Total	PF	TP	A	TO	Blk	Stl	Min
34	BEAN, Justin	f	2-5	0-0	1-1	1	0	1	1	5	4	1	3	0	0	26
23	QUETA, Neemias	c	9-10	0-0	0-2	1	5	6	3	18	1	4	5	1	30	
22	MILLER, Brock	g	1-5	1-5	3-3	0	0	0	2	6	1	1	0	2	21	
24	WORSTER, Rollee	g	1-2	0-1	0-0	2	4	6	2	2	1	3	0	1	20	
44	ANTHONY, Marco	g	6-11	1-1	2-2	1	4	5	0	15	3	1	0	0	35	
02	BAIRSTOW, Sean		3-6	1-3	2-2	0	3	3	9	1	0	0	1	1	15	
03	ASHWORTH, Steven		0-6	0-3	4-4	3	3	6	4	2	0	0	1	1	20	
10	ANDERSON, Alphonso		4-7	1-1	5-6	2	3	5	2	14	1	1	1	0	13	
11	SHULGA, Max		0-1	0-1	0-0	1	0	1	1	0	0	1	0	0	4	
12	ZAPALA, Szymon		0-0	0-0	0-0	0	0	0	0	0	0	0	0	0	1	
21	STASTNY, Karson		0-0	0-0	0-0	0	0	0	0	0	0	0	0	0	16	
30	VEDISCHEV, Zahar		0-1	0-1	0-0	0	1	1	0	0	0	1	0	0	3	
32	DORJUS, Trevin		2-3	0-0	0	2	4	6	1	4	2	0	1	1	10	
35	WICKIZER, Matthew		0-0	0-0	0-1	1	1	2	0	0	0	0	0	0	1	
Team																
Totals			28-57	4-16	17-21	11	30	41	12	77	16	15	10	7	200	
FG 1st Half: 14-29 48.3% 2nd half: 14-28 50.0% Game: 28-57 49.1% Deadball																
3FG 1st Half: 2-8 25.0% 2nd half: 2-8 25.0% Game: 4-16 25.0% Rebounds																
FT 1st Half: 11-13 84.6% 2nd half: 6-8 75.0% Game: 17-21 81.0% 2.1																



2020-21 BOX SCORES



QUICK FACTS

OUTLOOK

AGGIE BIOS

COACHES

OPPONENTS

SEASON REVIEW

RECORDS

UNIVERSITY

GAME 13 SAN DIEGO STATE AT UTAH STATE JANUARY 14, 2021 • DEE GLEN SMITH SPECTRUM

Official Basketball Box Score -- Game Totals -- Final Statistics San Diego State vs Utah State 01/14/21 7 p.m. at Logan, Utah (Dee Glen Smith Spectrum)

San Diego State 45 • 9-3, 3-2 MW

#	Player	Total		3-Ptr	Rebounds			PF	TP	A	TO	Blk	Stl	Min	
		FG-FGA	FG-FGA		FT-FTA	Off	Def								Tot
11	Mitchell, Matt	f	4-11	1-2	1-2	0	2	2	2	10	2	5	0	0	26
31	Mensah, Nathan		6-9	0-0	1-2	3	6	9	1	13	1	5	2	3	25
02	Seiko, Adam	g	1-4	1-4	0-0	1	1	2	1	3	2	0	0	1	27
04	Pulliam, Trey	g	1-6	1-2	2-2	0	5	5	1	5	2	1	0	2	27
20	Schakel, Jordan	g	3-10	2-6	0-0	0	3	3	1	8	1	0	0	3	34
00	Johnson, Keshad		0-2	0-1	0-0	0	1	1	0	0	0	0	0	0	5
03	Gomez, Terrell		0-3	0-1	0-0	0	2	2	0	0	2	0	0	0	21
05	Butler, Lamont		0-0	0-0	0-0	0	0	0	0	0	0	2	0	0	3
23	Tomaic, Joshua		1-5	0-3	2-2	2	2	4	1	4	0	1	0	1	12
33	Arop, Aguek		1-4	0-2	0-1	2	0	2	2	2	0	2	0	0	20
	Team					3	1	4	1						
Totals			17-54	5-21	6-9	11	23	34	11	45	10	16	2	10	200

FG % 1st Half: 8-22 36.4% 2nd half: 9-32 28.1% Game: 17-54 31.5% Deadball Rebounds 0
3FG % 1st Half: 2-7 28.6% 2nd half: 3-14 21.4% Game: 5-21 23.8%
FT % 1st Half: 2-2 100.0 2nd half: 4-7 57.1% Game: 6-9 66.7%

Utah State 57 • 10-3, 7-0 MW

#	Player		Total		3-Ptr	Rebounds			PF	TP	A	TO	Blk	Stl	Min
			FG-FGA	FG-FGA	FT-FTA	Off	Def	Tot							
34	BEAN, Justin	f	2-7	0-1	0-0	0	4	4	2	4	3	1	2	2	29
23	QUETA, Neemias	c	7-11	0-1	0-0	5	11	16	3	14	1	4	1	3	33
22	MILLER, Brock	g	5-11	4-10	2-2	0	2	2	2	16	2	1	0	0	34
24	WORSTER, Rolie	f	2-6	1-3	0-0	0	4	4	2	5	3	6	1	1	28
44	ANTHONY, Marco	g	1-4	0-2	0-0	0	5	5	0	2	2	2	0	1	34
02	BAIRSTOW, Sean	f	2-3	1-1	0-0	0	1	1	0	5	0	1	0	0	8
03	ASHWORTH, Steven	f	2-7	1-3	0-0	0	2	2	0	5	4	0	0	1	16
10	ANDERSON, Alphonso	f	2-4	2-2	0-0	0	0	0	0	6	0	0	0	1	11
32	DORIUS, Trevin	f	0-0	0-0	0-0	0	0	0	3	0	1	0	0	1	7
	Team					2	0	2					2		
	Totals		23-53	9-23	2-2	7	29	36	12	57	16	17	4	10	200

FG % 1st Half: 14-29 48.3% 2nd half: 9-24 37.5% Game: 23-53 43.4% Deadball Rebounds 0
3FG % 1st Half: 5-13 38.5% 2nd half: 4-10 40.0% Game: 9-23 39.1%
FT % 1st Half: 0-0 0.0% 2nd half: 2-2 100.0 Game: 2-2 100.0

Officials: Chris Rastatter, Bob Staffen, Tony Padilla
Technical fouls: San Diego State-TEAM. Utah State-None.
Attendance: 1585

Score by periods	1st	2nd	Total
San Diego State	20	25	45
Utah State	33	24	57

Points	In	Off	2nd	Fast	Bench
SDSU	16	16	4	0	6
USU	20	12	6	4	16

Last FG - SDSU 2nd-00:35, USU 2nd-00:15.
Largest lead - SDSU by 3 1st-17:55, USU by 13 1st-00:20.
SDSU led for 02:09. USU led for 36:04. Game was tied for 01:47.
Score tied - 2 times.
Lead changed - 2 times.

GAME 15 COLORADO STATE AT UTAH STATE JANUARY 19, 2021 • DEE GLEN SMITH SPECTRUM

Official Basketball Box Score -- Game Totals -- Final Statistics Colorado State vs Utah State 01/19/21 7 p.m. at Logan, Utah (Dee Glen Smith Spectrum)

Colorado State 64 • 10-3, 7-2 MW

#	Player	Total			Rebounds			PF	TP	A	TO	Blk	Stl	Min	
		FG-FTA	3-FTA	FT-FTA	Off	Def	Total								
10	Moors,James	f 2-6	1-3	0-0	1	1	2	4	5	3	1	1	0	20	
31	Thistlewood,Adam	f 4-6	2-3	4-4	0	2	2	4	14	0	2	1	0	31	
03	Moore,Kendle	g 3-9	2-7	0-0	0	4	4	1	8	1	3	0	1	29	
04	Stevens,Isaiah	g 7-13	2-6	0-0	0	5	5	2	16	4	3	0	1	37	
21	Toddy,David	g 2-6	0-1	5-8	3	5	8	2	9	4	4	1	1	30	
01	Tonje,John	g 0-5	0-3	0-1	0	0	0	2	0	1	0	0	0	22	
05	Byrd,P.J.	g 0-1	0-1	4-5	0	0	0	1	4	2	0	0	1	13	
11	Thomas,Dischon	g 3-5	2-3	0-0	0	1	1	4	8	1	1	0	0	11	
23	Rivera,Isaiah	g 0-1	0-0	0-0	0	1	1	1	0	0	1	0	1	7	
	Team				0	2	2								
	Totals		21-52	9-27	13-18	4	21	25	21	64	16	15	3	5	200

FG % 1st Half: 9-28 32.1% 2nd half: 12-24 50.0% Game: 21-52 40.4% Deadball Rebounds 1
3FG % 1st Half: 5-15 33.3% 2nd half: 4-12 33.3% Game: 9-27 33.3%
FT % 1st Half: 6-7 85.7% 2nd half: 7-11 63.6% Game: 13-18 72.2%

Utah State 83 • 12-3, 9-0 MW

#	Player		Total			3-Ptr		Rebounds			PF	TP	A	TO	Blk	Stl	Min
			FG-FGA	FG-FGA	FT-FTA	Off	Def	Total									
34	BEAN, Justin	f	4-6	0-0	0-0	2	5	7	0	8	1	0	0	0	0	21	
23	QUETA, Neemias	c	6-9	0-0	6-9	4	8	12	2	18	2	3	3	1	33		
22	MILLER, Brock	g	6-13	6-10	2-2	2	2	4	4	20	1	1	0	0	29		
24	WORSTER, Rolie		2-6	0-2	4-6	0	2	2	2	8	9	3	0	1	29		
44	ANTHONY, Marco	g	2-8	0-0	4-5	1	2	3	3	8	3	3	1	1	32		
02	BAIRSTOW, Sean		1-1	1-1	0-0	1	1	2	0	3	0	1	0	0	6		
03	ASHWORTH, Steven		1-5	1-3	2-2	0	5	5	2	5	4	0	0	1	24		
10	ANDERSON, Alphonso		4-8	2-3	2-2	0	3	3	1	12	0	1	0	2	18		
11	SHULGA, Max		0-0	0-0	0-0	0	0	0	2	0	0	1	0	0	1		
12	ZAPALA, Szymon		0-0	0-0	0-0	0	0	0	0	0	0	0	0	0	1		
21	STASTNY, Karson		0-0	0-0	0-0	0	0	0	0	0	0	0	0	0	1		
32	DORIUS, Trevin		0-1	0-0	1-2	2	2	4	1	1	0	0	0	1	4		
35	WICKIZER, Matthew		0-0	0-0	0-0	0	0	0	0	0	0	0	0	0	1		
	Team					1	1	2									
	Totals		26-57	10-19	21-28	13	31	44	17	83	20	14	4	7	200		

FG % 1st Half: 14-33 42.4% 2nd half: 12-24 50.0% Game: 26-57 45.6% Deadball Rebounds 4
3FG % 1st Half: 6-13 46.2% 2nd half: 4-6 66.7% Game: 10-19 52.6%
FT % 1st Half: 10-14 71.4% 2nd half: 11-14 78.6% Game: 21-28 75.0%

Officials: David Hall, Verne Harris, Michael Greenstein
Technical fouls: Colorado State-None. Utah State-None.
Attendance: 1553

Score by periods	1st	2nd	Total
Colorado State	29	35	64
Utah State	44	39	83

Points	In	Off	2nd	Fast	Bench
CSU	20	16	5	5	12
USU	22	21	12	2	21

Last FG - CSU 2nd-00:09, USU 2nd-00:24.
Largest lead - CSU by 2 1st-19:15, USU by 26 2nd-06:08.
CSU led for 00:38. USU led for 37:21. Game was tied for 02:01.
Score tied - 1 time.
Lead changed - 3 times.

GAME 14 SAN DIEGO STATE AT UTAH STATE JANUARY 16, 2021 • DEE GLEN SMITH SPECTRUM

Official Basketball Box Score -- Game Totals -- Final Statistics San Diego State vs Utah State 01/16/21 11:30 a.m. at Logan, Utah (Dee Glen Smith Spectrum)

San Diego State 59 • 9-4, 3-3 MW

#	Player	Total		3-Ptr	Rebounds			PF	TP	A	TO	Blk	Stl	Min	
		FG-FGA	FG-FGA	FT-FTA	Off	Def	Tot								
31	Mensah, Nathan	f	1-5	0-0	1-5	2	3	5	2	3	0	1	1	0	21
33	Arop, Aguek	f	0-1	0-0	0-0	0	3	3	3	0	1	1	0	1	13
02	Seiko, Adam	g	1-3	0-1	0-0	0	2	2	0	2	1	2	0	0	22
04	Pulliam, Trey	g	3-10	1-3	0-0	1	3	4	4	7	2	1	0	0	29
20	Schakel, Jordan	g	5-9	1-5	0-0	0	3	3	4	11	0	1	1	0	23
00	Johnson, Keshad		0-0	0-0	2-4	1	4	5	1	2	1	1	1	0	20
03	Gomez, Terrell		5-13	4-7	2-2	0	1	1	4	16	1	0	0	0	26
05	Butler, Lamont		6-8	0-1	1-2	0	2	2	0	13	1	3	0	5	25
23	Tomaic, Joshua		2-7	0-2	1-2	1	2	3	4	5	0	0	0	0	21
	Team					3	1	4	1						
	Totals		23-56	6-19	7-15	8	24	32	23	59	7	12	3	6	200

FG % 1st Half: 13-27 48.1% 2nd half: 10-29 34.5% Game: 23-56 41.1% Deadball Rebounds 4
3FG % 1st Half: 4-9 44.4% 2nd half: 2-10 20.0% Game: 6-19 31.6%
FT % 1st Half: 2-7 28.6% 2nd half: 5-8 62.5% Game: 7-15 46.7%

Utah State 64 • 11-3, 8-0 MW

#	Player		Total		3-Ptr	Rebounds			PF	TP	A	TO	Blk	Stl	Min
			FG	FGA	FGA	FT	FTA	Off							
34	BEAN, Justin	f	1-9	0-2	2-2	4	2	6	3	4	0	3	0	1	27
23	QUETA, Neemias	c	4-6	0-0	2-6	2	8	10	5	10	4	5	5	1	29
22	MILLER, Brock	g	4-8	3-6	0-0	0	2	2	3	11	0	0	0	1	34
24	WORSTER, Rolie		2-7	1-3	0-0	0	4	4	1	5	2	2	1	0	23
44	ANTHONY, Marco	g	2-6	0-1	2-3	2	5	7	1	6	2	3	0	2	32
02	BAIRSTOW, Sean		1-1	0-0	0-0	0	0	0	1	2	0	1	0	0	8
03	ASHWORTH, Steven		3-8	3-6	8-8	0	2	2	3	17	1	0	1	0	23
10	ANDERSON, Alphonso		2-6	0-3	5-6	2	5	7	2	9	1	0	0	0	20
32	DORIUS, Trevin		0-0	0-0	0-0	0	0	0	0	0	1	1	0	0	4
	Team					0	1	1				1			
	Totals		19-51	7-21	19-25	10	29	39	19	64	11	16	7	5	200



2020-21 BOX SCORES



GAME 17 UTAH STATE AT UNLV JANUARY 25, 2021 • LAS VEGAS, NEVADA

Official Basketball Box Score -- Game Totals -- Final Statistics Utah State vs UNLV 01/25/21 6:00 pm at Las Vegas, Nev.

Utah State 56 • 12-5, 9-2 MW

#	Player	Total		3-Ptr		Rebounds			PF	TP	A	TO	Blk	Stl	Min
		FG-FGA	FG-FGA	FT-FTA	Off Def Tot	PF	TP	A TO Blk Stl							
34	BEAN, Justin	f	4-11	0-2	2-2	2	4	6	2	10	0	3	0	1	27
23	QUETA, Neemias	c	3-9	0-0	2-2	4	7	11	0	8	3	3	6	0	33
22	MILLER, Brock	g	2-3	2-3	1-1	1	1	2	2	7	1	0	0	0	30
24	WORSTER, Rollie	g	4-10	1-5	0-1	1	2	3	5	9	1	2	0	2	29
44	ANTHONY, Marco	g	5-15	2-6	6-6	2	7	9	0	18	3	1	0	2	29
02	BAIRSTOW, Sean	g	2-4	0-1	0-0	0	0	0	4	1	1	0	1	1	14
03	ASHWORTH, Steven	g	0-3	0-1	0-0	1	3	4	1	0	1	5	0	0	20
10	ANDERSON, Alphonso	g	0-6	0-4	0-0	2	1	3	1	0	1	2	0	1	12
11	SHULGA, Max	g	0-0	0-0	0-0	0	0	0	0	0	0	0	0	0	1
32	DORIUS, Trevin	g	0-0	0-0	0-0	0	1	1	1	0	0	0	1	1	5
Team						0	5	5							
Totals			20-61	5-22	11-12	13	31	44	12	56	11	17	7	8	200

FG % 1st Half: 14-33 42.4% 2nd half: 6-28 21.4% Game: 20-61 32.8%
3FG % 1st Half: 3-13 23.1% 2nd half: 2-9 22.2% Game: 5-22 22.7%
FT % 1st Half: 3-3 100.0 2nd half: 8-9 88.9% Game: 11-12 91.7%

UNLV 59 • 6-6, 3-2 MW

#	Player	Total		3-Ptr		Rebounds			PF	TP	A	TO	Blk	Stl	Min
		FG-FGA	FG-FGA	FT-FTA	Off Def Tot	PF	TP	A TO Blk Stl							
01	Moses Wood	f	4-8	2-5	0-0	2	4	6	2	10	2	0	1	1	36
04	Cheikh Mbacke Diong	f	2-7	0-0	0-0	4	7	11	3	4	1	2	2	1	34
03	Caleb Grill	g	3-8	3-6	0-0	0	3	3	3	9	0	0	0	1	24
05	David Jenkins Jr.	g	4-13	2-5	4-5	1	4	5	1	14	0	3	0	0	36
13	Bryce Hamilton	g	4-16	4-8	2-2	1	4	5	4	14	8	7	0	5	35
10	Edoardo Del Cadia	g	0-0	0-0	0-0	1	1	2	2	0	0	1	0	0	5
22	Nick Blake	g	3-8	2-5	0-0	0	4	4	1	8	3	0	0	2	25
30	Devin Tillis	g	0-1	0-1	0-0	0	1	1	0	0	0	1	0	0	5
Team						0	1	1							
Totals			20-61	13-30	6-7	9	29	38	16	59	14	18	3	13	200

FG % 1st Half: 14-31 45.2% 2nd half: 6-30 20.0% Game: 20-61 32.8%
3FG % 1st Half: 8-16 50.0% 2nd half: 5-14 35.7% Game: 13-30 43.3%
FT % 1st Half: 3-3 100.0 2nd half: 3-4 75.0% Game: 6-7 85.7%

Officials: Nate Harris, Tommy Nunez, Tony Padilla

Technical fouls: Utah State-None. UNLV-None.

Attendance: 30

Score by periods	1st	2nd	Total									
Utah State	34	22	56	Points	In	Off	2nd	Fast				
				Paint	T/O	Chance	Break	Bench				
UNLV	39	20	59	USU	30	14	11	4	4			
				UNLV	10	12	6	4	8			

Last FG - USU 2nd-00:58, UNLV 2nd-01:48.
Largest lead - USU by 6 1st-13:08, UNLV by 10 2nd-04:17.
USU led for 11:10. UNLV led for 26:11. Game was tied for 02:39.

Score tied - 5 times.
Lead changed - 5 times.

GAME 18 UTAH STATE AT UNLV JANUARY 27, 2021 • LAS VEGAS, NEVADA

Official Basketball Box Score -- Game Totals -- Final Statistics Utah State vs UNLV 01/27/21 8:00 pm at Las Vegas, Nev.

Utah State 83 • 13-5, 10-2 MW

#	Player	Total		3-Ptr		Rebounds			PF	TP	A	TO	Blk	Stl	Min
		FG-FGA	FG-FGA	FT-FTA	Off Def Tot	PF	TP	A TO Blk Stl							
34	BEAN, Justin	f	5-8	1-3	2-2	4	5	9	3	13	4	1	0	2	30
23	QUETA, Neemias	c	6-16	0-0	1-3	1	7	8	3	13	3	2	2	0	31
22	MILLER, Brock	g	5-9	3-5	2-2	0	2	2	0	15	1	2	0	0	39
24	WORSTER, Rollie	g	7-13	1-5	4-4	2	7	9	2	19	9	1	0	3	38
44	ANTHONY, Marco	g	4-9	3-4	1-4	2	3	5	3	12	2	4	1	0	29
02	BAIRSTOW, Sean	g	1-2	0-0	1-2	1	0	1	1	3	0	1	0	0	8
03	ASHWORTH, Steven	g	1-2	1-1	0-0	2	0	2	2	3	1	0	0	0	5
10	ANDERSON, Alphonso	g	2-2	1-1	0-0	0	0	0	0	1	5	1	0	0	12
11	SHULGA, Max	g	0-0	0-0	0-0	0	0	0	0	0	0	0	0	0	1
32	DORIUS, Trevin	g	0-1	0-0	0-0	0	2	3	0	0	0	1	0	0	7
Team						0	2	2							
Totals			31-62	10-19	11-17	13	28	41	15	83	21	13	3	5	200

FG % 1st Half: 14-32 43.8% 2nd half: 17-30 56.7% Game: 31-62 50.0%
3FG % 1st Half: 4-9 44.4% 2nd half: 6-10 60.0% Game: 10-19 52.6%
FT % 1st Half: 5-8 62.5% 2nd half: 6-9 66.7% Game: 11-17 64.7%

UNLV 74 • 6-7, 3-3 MW

#	Player	Total		3-Ptr		Rebounds			PF	TP	A	TO	Blk	Stl	Min
		FG-FGA	FG-FGA	FT-FTA	Off Def Tot	PF	TP	A TO Blk Stl							
01	Moses Wood	f	3-5	2-3	3-4	1	1	2	4	11	2	2	2	1	31
34	Cheikh Mbacke Diong	f	4-5	0-0	1-2	2	5	7	2	9	1	5	1	1	31
03	Caleb Grill	g	2-9	2-8	2-3	1	4	5	0	8	2	1	0	0	37
05	David Jenkins Jr.	g	12-21	5-7	4-5	0	1	1	3	33	4	0	0	0	34
13	Bryce Hamilton	g	1-12	0-5	0-0	1	6	7	3	2	0	1	0	3	32
10	Edoardo Del Cadia	g	0-0	0-0	0-0	0	0	0	0	0	0	0	0	0	2
22	Nick Blake	g	2-6	1-5	0-0	1	1	2	2	5	5	2	1	0	18
30	Devin Tillis	g	2-2	0-0	2-2	1	3	4	2	6	1	0	0	1	15
Team						1	0	1							
Totals			26-60	10-28	12-16	8	21	29	16	74	15	11	4	6	200

FG % 1st Half: 11-25 44.0% 2nd half: 15-35 42.9% Game: 26-60 43.3%
3FG % 1st Half: 7-15 46.7% 2nd half: 3-13 23.1% Game: 10-28 35.7%
FT % 1st Half: 5-6 83.3% 2nd half: 7-10 70.0% Game: 12-16 75.0%

Officials: D.G. Nelson, Michael Irving, Gregory Nixon

Technical fouls: Utah State-None. UNLV-None.

Attendance: 30

Score by periods			1st	2nd	Total		In	Off	2nd	Fast	
Utah State	37	46	83			Points	Paint	T/O	Chance	Break	Bench
USU						32	8		14	14	11
UNLV	34	40	74			UNLV	20	18	10	3	11

Last FG - USU 2nd-00:19, UNLV 2nd-00:07.
Largest lead - USU by 14 2nd-04:52, UNLV by 6 1st-10:15.
USU led for 30:45. UNLV led for 06:08. Game was tied for 03:07.

Score tied - 4 times.
Lead changed - 8 times.

GAME 19 UTAH STATE AT FRESNO STATE FEBRUARY 4, 2021 • FRESNO, CALIFORNIA

Official Basketball Box Score -- Game Totals -- Final Statistics Utah State vs Fresno State 02/04/21 6 p.m. PT at Save Mart Center --- Fresno, Calif.

Utah State 69 • 14-5, 11-2 MW

#	Player	Total		3-Ptr		Rebounds			PF	TP	A	TO	Blk	Stl	Min
		FG-FGA	FG-FGA	FT-FTA	Off Def Tot	PF	TP	A TO Blk Stl							
34	BEAN, Justin	f	2-4	1-1	0-0	1	4	5	0	5	2	0	0	0	17
23	QUETA, Neemias	c	5-9	0-0	4-5	1	4	5	2	14	1	2	5	0	21
22	MILLER, Brock	g	4-7	0-0	0-0	0	2	2	2	8	2	0	0	1	36
24	WORSTER, Rollie	g	1-4	0-2	1-1	1	2	3	2	3	2	0	0	0	17
44	ANTHONY, Marco	g	2-0	1-4	2-3	1	4	5	3	7	4	3	0	3	35
02	BAIRSTOW, Sean	g	0-0	0-0	0-0	0	1	1	0	0	1	0	0	0	6
03	ASHWORTH, Steven	g	4-6	2-4	0-0	1	0	1	1	10	4	3	0	1	26
10	ANDERSON, Alphonso	g	5-9	2-3	1-1	1	3	4	1	13	0	1	0	1	22
11	SHULGA, Max	g	0-0	0-0	0-0	0	0	0	0	0	0	1	0	0	1
12	ZAPALA, Szymon	g	0-0	0-0	0-0	0	0	0	0	0	0	0	0	0	1
32	DORIUS, Trevin	g	3-3	0-0	3-5	3	2	5	3	9	1	1	2	2	17
35	WICKIZER, Matthew	g	0-0	0-0	0-0	0	0	0	0	0	0	0	0	0	1
Team						0	1	1							
Totals			26-52	6-14	11-15	9	23	32	14	69	17	12	7	8	200

FG % 1st Half: 13-26 50.0% 2nd half: 13-26 50.0% Game: 26-52 50.0%
3FG % 1st Half: 3-6 50.0% 2nd half: 3-8 37.5% Game: 6-14 42.9%
FT % 1st Half: 4-4 100.0 2nd half: 7-11 63.6% Game: 11-15 73.3%

Fresno State 53 • 7-7, 5-7 MW

#	Player	Total		3-Ptr		Rebounds	
---	--------	-------	--	-------	--	----------	--



2020-21 BOX SCORES



QUICK FACTS

OUTLOOK

AGGIE BIOS

COACHES

OPPONENTS

SEASON REVIEW

RECORDS

UNIVERSITY

GAME 21 UTAH STATE AT BOISE STATE FEBRUARY 19, 2021 • BOISE, IDAHO

Official Basketball Box Score -- Game Totals -- Final Statistics
Utah State vs Boise St.
02/19/21 8:00 pm at Boise, Idaho

Utah State 77 • 14-7, 11-4 MW

#	Player	Total		3-Ptr	Rebounds			PF	TP	A TO Blk Stl				Min
		FG-FGA	FT-FGA		Off	Def	Tot			A	TO	Blk	Stl	
34	BEAN, Justin	f	4-7	0-1	3-3	2	5	4	11	1	3	0	1	22
23	QUETA, Neemias	c	14-19	0-0	2-4	6	5	11	3	30	3	4	2	33
03	ASHWORTH, Steven	g	3-8	1-4	0-0	2	2	2	7	5	1	0	0	37
22	MILLER, Brock	g	4-8	2-5	0-0	1	3	4	2	10	1	0	0	36
44	ANTHONY, Marco	g	3-12	1-3	2-4	2	1	3	2	9	3	0	0	31
02	BAIRSTOW, Sean	g	0-0	0-0	0-0	0	0	0	2	0	1	0	0	6
10	ANDERSON, Alphonso	g	4-8	0-0	0-0	2	1	3	0	8	1	1	0	19
12	SHULGA, Max	g	1-3	0-1	0-0	0	2	2	0	2	0	0	1	9
32	DORIUS, Trevin	g	0-1	0-0	0-0	0	1	1	3	0	0	1	1	7
Team						0	3	3			3			
Totals		33-66	4-14	7-11	14	20	34	18	77	14	14	3	6	200

FG % 1st Half: 17-34 50.0% 2nd half: 16-32 50.0% Game: 33-66 50.0% Deadball Rebounds 1
3FG % 1st Half: 2-5 40.0% 2nd half: 2-9 22.2% Game: 7-11 28.6%
FT % 1st Half: 1-1 100.0% 2nd half: 6-10 60.0% Game: 7-11 63.6%

Boise St. 81 • 18-4, 14-3 MW

#	Player	Total		3-Ptr	Rebounds			PF	TP	A TO Blk Stl				Min
		FG-FGA	FT-FGA		Off	Def	Tot			A	TO	Blk	Stl	
24	Abu Kiqab	f	6-8	1-2	6-6	2	1	3	2	19	1	1	2	24
33	Mladen Armus	f	5-7	0-0	3-4	4	5	9	4	13	3	1	2	27
00	Marcus Shaver Jr.	g	1-5	0-1	0-0	0	5	5	1	2	4	0	0	31
10	RayJ Dennis	g	3-5	2-2	2-4	0	1	1	2	10	3	4	0	24
11	Derrick Alston	g	8-17	3-7	4-4	0	1	1	2	23	3	0	0	32
11	Devonair Doutrive	g	1-1	0-0	1-2	0	1	1	0	3	0	2	0	14
12	Max Rice	g	2-3	1-2	0-0	0	0	0	1	5	0	0	0	15
14	Emmanuel Akot	g	1-5	0-3	0-0	0	2	2	0	2	0	1	3	20
25	Lukas Milner	g	2-3	0-0	0-0	0	2	2	3	4	0	1	1	13
Team						0	1	1			0			
Totals		29-54	7-17	16-20	6	19	25	15	81	15	12	6	6	200

FG % 1st Half: 12-31 38.7% 2nd half: 17-23 73.9% Game: 29-54 53.7% Deadball Rebounds 3,3
3FG % 1st Half: 3-11 27.3% 2nd half: 4-6 66.7% Game: 7-17 41.2%
FT % 1st Half: 3-4 75.0% 2nd half: 13-16 81.3% Game: 16-20 80.0%

Officials: Eric Curry, Michael Irving, Randy McCall
Technical fouls: Utah State-None. Boise St.-None.
Attendance: 872

Score by periods							
Utah State	1st	2nd	Total	Points	In Paint	Off T/O	2nd Chance
Utah State	37	40	77	USU	44	12	16
Boise St.	30	51	81	BOISE	38	15	5

Last FG - USU 2nd-00:03, BOISE 2nd-01:47.
Largest lead - USU by 10 1st-16:06, BOISE by 6 2nd-01:01.
USU led for 26:10. BOISE led for 06:56. Game was tied for 06:54.

GAME 23 NEVADA AT UTAH STATE FEBRUARY 28, 2021 • DEE GLEN SMITH SPECTRUM

Official Basketball Box Score -- Game Totals -- Final Statistics
Nevada vs Utah State
02/28/21 5 p.m. at Logan, Utah (Dee Glen Smith Spectrum)

Nevada 66 • 14-9, 9-7 MW

#	Player	Total		3-Ptr	Rebounds			PF	TP	A TO Blk Stl				Min
		FG-FGA	FT-FGA		Off	Def	Tot			A	TO	Blk	Stl	
05	Washington, Warren	f	5-8	0-0	2-3	0	2	2	2	12	0	3	1	24
14	Coleman, TRAC	f	4-6	4-6	0-0	0	2	2	2	12	2	2	1	31
04	Cambridge, Desmond	g	4-15	1-6	4-4	1	3	4	3	13	2	3	0	29
20	Foster, Daniel	g	4-5	1-1	1-3	0	2	2	10	0	2	0	1	28
25	Sherfield, Grant	g	2-8	0-3	2-4	0	5	5	2	6	6	0	1	30
01	Robinson, Robby	g	0-0	0-0	0-0	0	0	0	2	0	0	0	0	4
03	Huseinovic, Alem	g	0-1	0-1	0-0	0	0	0	0	0	0	0	1	5
11	Milling, Kane	g	4-5	2-2	1-1	0	4	4	1	11	1	0	0	23
13	Courseault, Khristion	g	0-0	0-0	0-0	0	0	0	0	1	0	0	0	3
23	Henry, DeAndre	g	0-0	0-0	0-0	0	0	0	1	0	1	0	0	4
42	Hymes, K.J.	g	1-3	0-0	0-0	0	3	3	4	2	0	2	1	19
Team						0	2	2			3			
Totals		24-51	8-19	10-15	1	23	24	19	66	13	19	3	7	200

FG % 1st Half: 8-22 36.4% 2nd half: 16-29 55.2% Game: 24-51 47.1% Deadball Rebounds 1
3FG % 1st Half: 4-9 44.4% 2nd half: 4-10 40.0% Game: 8-19 42.1%
FT % 1st Half: 3-6 50.0% 2nd half: 7-9 77.8% Game: 10-15 66.7%

Utah State 87 • 16-7, 13-4 MW

#	Player	Total		3-Ptr	Rebounds			PF	TP	A TO Blk Stl				Min
		FG-FGA	FT-FGA		Off	Def	Tot			A	TO	Blk	Stl	
10	ANDERSON, Alphonso	f	4-10	1-5	3-3	0	2	2	2	12	0	2	0	24
34	BEAN, Justin	f	5-10	1-3	6-6	6	7	13	3	17	4	4	0	37
23	QUETA, Neemias	c	9-19	0-0	8-9	6	7	13	3	26	6	0	1	33
22	MILLER, Brock	g	0-7	0-5	0-0	0	0	0	1	0	1	0	0	17
44	ANTHONY, Marco	g	4-8	0-2	3-4	1	1	2	1	11	3	0	2	31
03	ASHWORTH, Steven	g	2-4	0-1	5-5	0	1	1	1	9	4	0	0	20
11	SHULGA, Max	g	2-5	1-3	0-0	1	7	8	2	5	2	2	0	24
12	ZAPALA, Szymon	g	0-0	0-0	0-0	0	0	0	0	0	1	0	0	2
21	STASTNY, Karson	g	0-0	0-0	0-0	0	0	0	0	1	0	0	0	2
24	WORSTER, Rolie	g	1-3	1-3	0-0	1	2	3	4	2	0	0	1	14
35	DORIUS, Trevin	g	1-1	0-0	0-0	0	1	1	0	0	2	0	0	4
32	WICKIZER, Matthew	g	0-0	0-0	0-0	0	1	1	0	0	0	0	0	1
52	KARWOWSKI, Kuba	g	1-1	0-0	0-0	0	0	0	0	2	0	0	0	1
Team						2	1	3			3			
Totals		29-68	4-22	25-27	17	30	47	17	87	22	12	3	11	200

FG % 1st Half: 13-34 38.2% 2nd half: 16-34 47.1% Game: 29-68 42.6% Deadball Rebounds 1
3FG % 1st Half: 2-15 13.3% 2nd half: 2-7 28.6% Game: 4-22 18.2%
FT % 1st Half: 11-12 91.7% 2nd half: 14-15 93.3% Game: 25-27 92.6%

Officials: Randy McCall, Eric Curry, Tony Padilla
Technical fouls: Nevada-None. Utah State-TEAM.
Attendance: 1527

Score by periods							
Nevada	1st	2nd	Total	Points	In Paint	Off T/O	2nd Chance
Nevada	23	43	66	NEV	24	16	2
Utah State	39	48	87	USU	42	20	24

Last FG - NEV 2nd-00:15, USU 2nd-00:51.
Largest lead - NEV by 2 1st-19:21, USU by 26 2nd-07:47.
NEV led for 00:51. USU led for 38:07. Game was tied for 01:02.

GAME 22 NEVADA AT UTAH STATE FEBRUARY 26, 2021 • DEE GLEN SMITH SPECTRUM

Official Basketball Box Score -- Game Totals -- Final Statistics
Nevada vs Utah State
02/26/21 7 p.m. at Logan, Utah (Dee Glen Smith Spectrum)

Nevada 72 • 14-8, 9-6 MW

#	Player	Total		3-Ptr	Rebounds			PF	TP	A TO Blk Stl				Min
		FG-FGA	FT-FGA		Off	Def	Tot			A	TO	Blk	Stl	
05	Washington, Warren	f	0-5	0-0	4-4	1	2	3	5	4	1	0	1	21
14	Coleman, TRAC	f	3-4	3-4	1-2	0	5	5	2	10	3	2	0	31
04	Cambridge, Desmond	g	9-18	5-11	0-0	0	3	3	4	23	3	2	0	35
20	Foster, Daniel	g	2-3	1-1	0-0	1	4	5	3	5	2	1	0	22
25	Sherfield, Grant	g	4-13	3-7	0-0	0	2	2	0	11	6	6	0	36
01	Robinson, Robby	g	1-2	0-0	0-0	1	0	1	2	2	1	0	0	11
03	Huseinovic, Alem	g	0-0	0-0	0-0	0	0	0	0	0	0	0	0	0
11	Milling, Kane	g	0-0	0-0	2-3	0	2	2	0	2	2	0	0	17
23	Henry, DeAndre	g	0-1	0-0	0-0	1	0	1	1	0	0	0	0	3
42	Hymes, K.J.	g	5-12	1-3	4-5	2	2	4	5	15	0	1	1	24
Team						2	2	2			2			
Totals		24-58	13-26	11-14	6	22	28	22	72	18	12	2	11	200

FG % 1st Half: 9-26 34.6% 2nd half: 15-32 46.9% Game: 24-58 41.4% Deadball Rebounds 4
3FG % 1st Half: 4-8 50.0% 2nd half: 9-18 50.0% Game: 13-26 50.0%
FT % 1st Half: 3-5 60.0% 2nd half: 8-9 88.9% Game: 11-14 78.6%

Utah State 75 • 15-7, 12-4 MW

#	Player		Total		3-Ftr	Rebounds			PF	TP	A TO Blk Stl				Min
			FG-FGA	FT-FGA	Off	Def	Tot	A			TO	Blk	Stl		
10	ANDERSON, Alphonso	f	3-7	3-4	1-2	1	1	2	1	10	2	5	0	1	26
34	BEAN, Justin	f	7-13	3-5	2-3	3	7	10	3	19	3	4	0	1	30
23	QUETA, Neemias	c	3-9	0-0	10-14	5	12	17	1	16	2	2	3	1	36
22	MILLER, Brock	g	3-10	3-9	1-2	0	3	3	0	10	0	0	0	1	30
44	ANTHONY, Marco	g	2-4	0-0	0-0	0	0	0	2	4	8	2	1	1	36
02	BAIRSTOW, Sean		0-0	0-0	0-0	0	0	0	0	0	1	0	0	0	5
03	ASHWORTH, Steven		2-4	2-3	3-4	0	0	0	1	9	2	1	0	0	15
11	SHULGA, Max		3-4	0-0	1-2	2	2	4	1	7	2	2	0	0	18
32	DORIUS, Trevin		0-1	0-0	0-0	0	1	1	0	0	0	0	0	0	4
	Team					0	1	1							
	Totals		23-52	11-21	18-27	11	27	38	9	75	20	16	5	7	200



2020-21 BOX SCORES



GAME 25 UTAH STATE AT FRESNO STATE MARCH 6, 2021 • FRESNO, CALIF.

Official Basketball Box Score -- Game Totals -- Final Statistics
Utah State vs Fresno State
03/06/21 8:15 p.m. PT at Save Mart Center --- Fresno, Calif.

Utah State 57 • 18-7, 15-4 MW

#	Player		Total		3-Ptr		Rebounds			PF	TP	A	TO	Blk	Stl	Min
			FG-FGA	FG-FGA	FT-FTA	Off	Def	Tot								
10	ANDERSON, Alphonso	f	4-9	1-4	2-4	0	4	4	3	11	1	1	0	0	28	
34	BEAN, Justin	f	6-11	0-0	1-3	5	7	12	2	13	1	1	0	3	30	
23	QUETA, Neemias	c	4-10	0-0	5-6	3	8	11	1	13	2	4	4	1	38	
24	WORSTER, Rollee	g	3-9	2-4	1-3	0	4	4	3	9	2	2	0	1	30	
44	ANTHONY, Marco	g	1-4	1-3	0-0	1	0	1	2	3	4	1	1	0	34	
02	BAIRSTOW, Sean	g	1-2	0-1	0-0	0	1	1	0	2	0	0	0	0	7	
03	ASHWORTH, Steven		2-4	2-3	0-0	0	1	1	3	6	3	2	0	2	17	
11	SHULGA, Max		0-2	0-0	0-0	0	1	1	0	0	1	0	0	1	14	
32	DORIUS, Trevin		0-1	0-0	0-0	0	0	0	0	0	0	0	0	0	2	
Team						2	1	3				1				
Totals				21-52	6-15	9-16	11	27	38	14	57	14	5	8	200	
FG % 1st Half: 6-24			25.0%	2nd half: 15-28	53.6%	Game: 21-52			40.4%	Deadball Rebounds 3						
3FG % 1st Half: 1-7			14.3%	2nd half: 5-8	62.5%	Game: 6-15			40.0%							
FT % 1st Half: 4-6			66.7%	2nd half: 5-10	50.0%	Game: 9-16			56.3%							

FG % 1st Half: 6-24 25.0% 2nd half: 15-28 53.6% Game: 21-52 40.4%
3FG % 1st Half: 1-7 14.3% 2nd half: 5-8 62.5% Game: 6-15 40.0%
FT % 1st Half: 4-6 66.7% 2nd half: 5-10 50.0% Game: 9-16 56.3%

Fresno State 51 • 11-11, 9-11 MW

#	Player	Total			3-Ptr		Rebounds			PF	TP	A	TO	Blk	Stl	Min
		FG-FGA	FG-FGA	FT-FTA	Off	Def	Tot									
10	ROBINSON, Orlando	f	4-15	2-7	2-2	3	8	11	2	12	1	3	1	0	35	
03	HILL, Isaiah	g	6-11	1-3	3-3	1	7	8	2	16	5	5	1	2	36	
04	BALLARD, Junior	g	3-7	2-6	0-0	0	1	1	1	8	0	0	2	2	38	
13	STROUD, Deon	g	0-7	0-1	0-0	0	0	0	1	0	1	2	0	0	20	
25	HOLLAND, Anthony	g	2-3	1-2	0-0	0	3	3	3	5	0	0	0	0	28	
00	HARDING, Kyle	g	1-1	0-0	0-0	0	0	0	0	2	0	0	0	0	4	
05	CAMPBELL, Jordan	g	1-4	1-3	0-0	1	0	1	1	3	1	0	0	0	10	
11	GRAY, Christian	g	0-1	0-0	3-4	1	2	3	3	3	0	1	0	0	14	
23	COLIMERO, Leo	g	0-0	0-0	0-0	0	0	0	1	0	0	0	0	0	3	
34	MEAH, Braxton	g	1-3	0-0	0-0	1	0	1	5	2	0	0	0	0	12	
Team						1	3	4				1				
Totals			18-52	7-22	8-9	8	24	32	19	51	8	12	4	4	200	
FG % 1st Half: 8-24 33.3% 2nd half: 10-28 35.7% Game: 18 252 34.6%																
3FG % 1st Half: 3-10 30.0% 2nd half: 4-12 33.3% Game: 7-22 31.8%																
FT % 1st Half: 8-9 88.9% 2nd half: 0-0 0.0% Game: 8-9 88.9%																
Rebounds 0																

FG % 1st Half: 8-24 33.3% 2nd half: 10-28 35.7% Game: 18-52 34.6%
3FG % 1st Half: 3-10 30.0% 2nd half: 4-12 33.3% Game: 7-22 31.8%
FT % 1st Half: 8-9 88.9% 2nd half: 0-0 0.0% Game: 8-9 88.9%

Officials: David Hall, Bob Staffen, Chris Rastatter
Technical fouls: Utah State-None. Fresno State-COLIMERO, Leo.
Attendance:
Technical foul on #23 Colimero; 00:2 secs (Unsportsmanlike Conduct)

Score by periods			1st	2nd	Total	Points	In Paint	T/O	2nd Chance	Fast Break	Bench
			Utah State	Fresno State							
			17	40	57	FS	18	20	12	4	8
			27	24	51	FS	14	13	5	3	10

Last FG - USU 2nd-00:38, FS 2nd-00:30.
Largest lead - USU by 6 2nd-00:09, FS by 12 1st-04:42.
USU led for 06:40, FS led for 29:58. Game was tied for 03:22.

Score tied - 1 time.
Lead changed - 9 times.

GAME 26 VS UNLV - MW QUARTERFINALS MARCH 11, 2021 • LAS VEGAS, NEV.

Official Basketball Box Score -- Game Totals -- Final Statistics
UNLV vs Utah State
03/11/21 6:00 pm at Las Vegas, Nev.

UNLV 53 • 12-15, 8-10 MW

#	Player		Total		3-Ptr		Rebounds			PF	TP	A	TO	Blk	Stl	Min
			FG-FGA	FG-FGA	FT-FTA	Off	Def	Tot								
30	Devin Tillis	f	3-3	0-0	0-0	2	2	4	2	6	1	0	0	0	18	
34	Cheikh Mbacke Diong	f	2-6	0-0	0-0	1	1	2	4	4	0	0	0	1	18	
03	Caleb Grill	g	2-7	2-6	0-0	0	2	2	1	6	0	1	0	4	35	
05	David Jenkins Jr.	g	1-13	0-7	3-4	0	3	3	1	5	3	3	0	0	36	
13	Bryce Hamilton	g	7-19	2-6	0-0	0	5	5	2	16	3	4	0	2	32	
01	Moses Wood		2-3	2-2	0-2	2	1	3	1	6	0	0	2	0	26	
10	Edoardo Del Cadia		2-5	0-0	6-7	1	4	5	2	10	0	2	1	0	19	
22	Nick Blake		0-3	0-1	0-0	1	2	3	2	0	2	2	1	0	16	
Team						1	4	5								
Totals			19-59	6-22	9-13	8	24	32	15	53	9	12	4	7	200	
FG % 1st Half: 9-30			30.0%	2nd half: 10-29	34.5%	Game: 19-59			32.2%	Deadball						
3FG % 1st Half: 1-9			11.1%	2nd half: 5-13	38.5%	Game: 6-22			27.3%	Rebounds						
FT % 1st Half: 5-6			83.3%	2nd half: 4-7	57.1%	Game: 9-13			69.2%	2						

FG % 1st Half: 9-30 30.0% 2nd half: 10-29 34.5% Game: 19-59 32.2%
3FG % 1st Half: 1-9 11.1% 2nd half: 5-13 38.5% Game: 6-22 27.3%
FT % 1st Half: 5-6 83.3% 2nd half: 4-7 57.1% Game: 9-13 69.2%

Utah State 74 • 19-7, 15-4 MW

#	Player		Total		3-Ptr		Rebounds			PF	TP	A	TO	Blk	Stl	Min
			FG-FGA	FG-FGA	FT-FTA	Off	Def	Tot								
34	BEAN, Justin	f	5-7	0-1	0-0	2	3	5	3	10	1	3	0	1	24	
23	QUETA, Neemias	c	4-9	0-0	10-12	2	11	13	1	18	1	2	3	1	34	
22	MILLER, Brock	g	3-10	2-8	0-0	0	1	1	0	8	0	0	0	0	32	
24	WORSTER, Rollee	g	6-9	1-1	1-2	0	6	6	3	14	8	1	0	2	31	
44	ANTHONY, Marco	g	6-12	2-3	1-1	6	7	13	1	15	5	3	1	2	36	
02	BAIRSTOW, Sean		2-2	0-0	0-0	0	0	0	0	4	0	0	0	0	1	
03	ASHWORTH, Steven		0-4	0-3	0-0	0	2	2	0	0	3	0	0	0	13	
10	ANDERSON, Alphonso		2-7	1-2	0-0	0	1	1	1	5	0	0	0	0	18	
11	SHULGA, Max		0-0	0-0	0-0	0	1	1	2	0	0	1	0	0	7	
32	DORIUS, Trevin		0-2	0-0	0-0	0	2	2	1	0	0	0	1	0	4	
Team						1	0	1								
Totals				28-62	6-18	12-15	11	34	45	12	74	18	10	5	6	200
FG % 1st Half: 9-28			32.1%	2nd half: 19-34	55.9%	Game: 28-62		45.2%	Deadball Rebounds 2							
3FG % 1st Half: 2-8			25.0%	2nd half: 4-10	40.0%	Game: 3-13		23.1%								
FT % 1st Half: 4-5			80.0%	2nd half: 8-10	80.0%	Game: 12-15		80.0%								

FG % 1st Half: 9-28 32.1% 2nd half: 19-34 55.9% Game: 28-62 45.2%
3FG % 1st Half: 2-8 25.0% 2nd half: 4-10 40.0% Game: 6-18 33.3%
FT % 1st Half: 4-5 80.0% 2nd half: 8-10 80.0% Game: 12-15 80.0%

Officials: Ryan McDaniel, Deron White, Eric Curry
Technical fouls: UNLV-None. Utah State-ANTHONY, Marco.
Attendance:

Score by periods			1st	2nd	Total	Points	In Paint	T/O	2nd Chance	Fast Break	Bench
			UNLV	Utah State							
			24	29	53	UNLV	18	10	8	0	16
			24	50	74	UNLV	30	5	9	5	9

Last FG - UNLV 2nd-00:21, USU 2nd-00:31.
Largest lead - UNLV by 6 1st-02:25, USU by 23 2nd-01:08.
UNLV led for 14:31, USU led for 22:08. Game was tied for 03:21.

Score tied - 5 times.
Lead changed - 7 times.

GAME 27 VS COLORADO STATE - MW SEMIFINALS MARCH 12, 2021 • LAS VEGAS, NEV.

Official Basketball Box Score -- Game Totals -- Final Statistics
Colorado State vs Utah State
03/12/21 9:40 pm at Las Vegas, Nev.

Colorado State 50 • 18-6, 14-4 MW

#	Player		Total		3-Ptr	Rebounds				PF	TP	A	TO	Blk	Stl	Min
			FG-FGA	FG-FGA	FT-FTA	Off	Def	Tot								
10	Moors,James	f	2-7	0-0	0-0	3	4	7	2	4	2	2	0	2	22	
21	Roddy,David	f	3-16	0-3	6-8	3	7	10	1	12	0	1	1	3	33	
31	Thistlewood,Adam	f	1-4	1-4	0-0	1	3	4	3	3	0	0	0	0	37	
03	Moore,Kendle	g	1-8	0-3	0-0	3	1	4	3	2	0	2	1	1	28	
04	Stevens,Isaiah	g	7-18	1-4	0-0	1	6	7	3	15	2	0	0	1	37	
01	Tonje,John		0-3	0-2	3-4	0	2	2	0	3	0	0	2	0	14	
06	Byrd,P.J.		0-2	0-1	2-3	1	0	1	0	2	2	0	0	0	15	
11	Thomas,Dischon		3-9	1-2	2-3	5	1	6	4	9	0	1	0	0	11	
23	Rivera,Isaiah		0-0	0-0	0-0	0	0	0	0	0	0	0	0	0	3	
Team						2	0	2								
Totals				17-67	3-19	13-18	19	24	43	16	50	6	6	4	7	200
FG % 1st Half: 10-29			34.5%	2nd half: 7-38	18.4%	Game: 17-67			25.4%	Deadball Rebounds						
3FG % 1st Half: 1-8			12.5%	2nd half: 2-11	18.2%	Game: 3-19			15.8%	2						
FT % 1st Half: 7-9			77.8%	2nd half: 6-9	66.7%	Game: 13-18			72.2%							

FG % 1st Half: 10-29 34.5% 2nd half: 7-38 18.4% Game: 17-67 25.4%
3FG % 1st Half: 1-8 12.5% 2nd half: 2-11 18.2% Game: 3-19 15.8%
FT % 1st Half: 7-9 77.8% 2nd half: 6-9 66.7% Game: 13-18 72.2%

Utah State 62 • 20-7, 15-4 MW

#	Player	FG-Totl		3-Ptr		Rebounds			PF	TP	A	TO	Blk	Stl	Min	
		FG-FTA	FG-FGA	FT-FTA	Off	Def	Tot									
34	BEAN, Justin	f	4-7	0-0	5-6	4	7	11	2	13	1	0	2	1	28	
23	QUETA, Neemias	c	6-14	0-0	6-6	5	9	14	3	18	0	2	9	0	38	
02	MILLER, Brock	g	4-12	3-11	0-0	0	1	1	2	11	2	1	0	2	38	
24	WORSTER, Rollee	g	2-7	1-3	0-1	0	7	7	2	5	4	5	0	0	31	
44	ANTHONY, Marco	g	3-9	1-4	0-1	3	2	5	0	7	5	1	0	0	39	
03	ASHWORTH, Steven	g	0-3	0-3	0-0	0	2	2	1	0	4	0	0	0	10	
10	ANDERSON, Alphonso	g	3-9	2-4	0-0	2	3	5	3	8	0	2	0	1	13	
11	SHULGA, Max	g	0-0	0-0	0-0	0	0	0	1	0	0	0	0	0	3	
Team						3	2	5			1					
Totals			22-61	7-25		11-14	17	33	50	14	62	16	12	11	4	200
FG % 1st Half: 13-35			37.1%	2nd half: 9-26		34.6%	Game: 12-31		36.1%							Deadball
3FG % 1st Half: 3-14			21.4%	2nd half: 4-11		36.4%	Game: 7-25		28.0%							Rebounds
FT % 1st Half: 3-3			100.0	2nd half: 8-11		72.7%	Game: 11-14		78.6%						1.1	



2020-21 BOX SCORES



GAME 29

VS TEXAS TECH - NCAA TOURNAMENT FIRST ROUND
MARCH 19, 2021 • BLOOMINGTON, IND.

Official Basketball Box Score -- Game Totals -- Final Statistics
Utah State vs Texas Tech
03/19/21 1:45 pm at Bloomington, Ind. (Assembly Hall)

Utah State 53 • 20-9

#	Player		Total		3-Ptr	Rebounds			PF	TP	A	TO	Blk	Stl	Min
			FG-FGA	FG-FGA	FT-FTA	Off	Def	Tot							
34	BEAN, Justin	f	5-9	0-0	3-4	3	5	8	1	13	0	2	0	1	31
23	QUETA, Neemias	c	5-8	0-0	1-2	2	11	13	2	11	6	5	7	1	40
22	MILLER, Brock	g	2-8	2-7	0-0	0	2	2	2	6	1	3	0	1	33
24	WORSTER, Rollie	g	2-7	2-5	0-0	1	2	3	1	6	1	4	0	0	23
44	ANTHONY, Marco	g	5-8	0-1	1-2	1	0	1	3	11	4	5	2	0	38
03	ASHWORTH, Steven		0-2	0-1	0-0	0	3	3	2	0	1	2	0	0	16
10	ANDERSON, Alphonso		3-8	0-5	0-2	1	3	4	1	6	0	1	0	0	19
11	SHULGA, Max		0-0	0-0	0-0	0	0	0	1	0	0	0	0	0	0+
Team						3	1	4							
Totals			22-50	4-19	5-10	11	27	38	13	53	13	22	9	3	200
FG % 1st Half: 11-23			47.8%	2nd half: 11-27		40.7%	Game: 22-50		44.0%	Deadball Rebounds					
3FG % 1st Half: 1-8			12.5%	2nd half: 3-11		27.3%	Game: 4-19		21.1%						
FT % 1st Half: 3-5			60.0%	2nd half: 2-5		40.0%	Game: 5-10		50.0%						

Texas Tech 65 • 18-10

#	Player		Total		3-Ptr	Rebounds			PF	TP	A	TO	Blk	Stl	Min
			FG-FGA	FG-FGA	FT-FTA	Off	Def	Tot							
14	Marcus Santos-Silva	f	3-6	0-0	0-0	3	3	6	1	6	2	0	0	1	28
00	Mac McClung	g	6-16	3-6	1-1	0	3	3	1	16	0	1	0	0	30
01	Terrence Shannon, J	g	5-12	0-2	0-1	0	1	1	2	10	3	0	0	1	31
11	Kyler Edwards	g	3-8	2-5	4-4	1	5	6	1	12	4	3	0	3	36
15	Kevin McCullar	g	4-10	2-4	0-0	1	6	7	3	10	3	2	1	0	37
02	Jamarius Burton		1-1	0-0	0-0	0	0	0	0	2	0	0	0	0	8
03	Clarence Nadoyny		1-2	0-1	0-0	0	2	2	2	2	3	0	0	1	10
05	Micah Peavy		3-6	0-0	1-2	1	0	1	4	7	0	1	2	2	17
10	Tyreek Smith		0-1	0-0	0-0	0	0	0	0	0	0	0	0	0	3
Team						2	0	2							
Totals			26-62	7-18	6-8	8	20	28	14	65	15	8	3	8	200
FG % 1st Half: 9-32			28.1%	2nd half: 17-30		56.7%	Game: 26-62		41.9%	Deadball Rebounds					
3FG % 1st Half: 3-8			37.5%	2nd half: 4-10		40.0%	Game: 7-18		38.9%						
FT % 1st Half: 2-3			66.7%	2nd half: 4-5		80.0%	Game: 6-8		75.0%						

Officials: John Floyd, Bill Covington, Doug Simmons
Technical fouls: Utah State-None. Texas Tech-None.
Attendance: 500
NCAA Tournament - First Round

Score by periods	1st	2nd	Total
Utah State	26	27	53
Texas Tech	23	42	65

	Points	In Paint	Off T/O	2nd Chance	Fast Break	Bench
USU	24	9	10	0	6	6
TTU	22	28	8	11	11	11

Last FG - USU 2nd-00:26, TTU 2nd-01:52.
Largest lead - USU by 6 2nd-16:47, TTU by 16 2nd-00:55.
USU led for 14:09. TTU led for 23:25. Game was tied for 02:26.

Score tied - 3 times.
Lead changed - 4 times.



QUICK FACTS

OUTLOOK

AGGIE BIOS


COACHES

OPPONENTS

SEASON REVIEW

RECORDS

UNIVERSITY



RECORDS

RECORDS

GAMES PLAYED

Season: 37 2011-12

GAMES WON

Season: 30 2010-11
30 2008-09

GAMES LOST

Season: 23 1981-82

WINNING PERCENTAGE

Season: 0.882 2010-11 30-4

TOTAL POINTS

Game: 140 1/2/85 vs. UNLV
Opponent: 142 1/2/85 by UNLV
Season: 2,753 2018-19

POINTS PER GAME

Season: 90.3 1969-70

TOTAL REBOUNDS

Game: 82 12/5/64 vs. Loyola (Calif.)
Opponent: 77 1/6/68 by Brigham Young
Season: 1,618 1959-60

REBOUNDS PER GAME

Season: 55.8 1959-60

ASSISTS

Game: 34 2/25/78 at Portland State
2/10/76 vs. Mesa State
Opponent: 37 2/1/90 by UNLV
Season: 620 2007-08

ASSISTS PER GAME

Season: 17.7 2007-08

TURNOVERS

Game: 33 1/17/74 vs. Utah
Season: 545 1995-96

BLOCKS

Game: 12 1/13/01 vs. Pacific
Opponent: 10 11/18/94 by Simon Fraser
12/27/80 by Brigham Young
Season: 147 2018-19

BLOCKS PER GAME

Season: 4.6 1991-92

STEALS

Game: 19 2/6/84 vs. Pacific
Opponent: 21 1/21/89 by CS Fullerton
Season: 237 1999-00

STEALS PER GAME

Season: 8 1991-92

FIELD GOALS MADE

Game: 53 12/29/79 at New Mexico
2/25/78 at Portland State
Season: 1,008 1969-70

FIELD GOALS ATTEMPTED

Game: 104 1/13/68 vs. Seattle
Season: 2160 1963-64

FIELD GOAL PERCENTAGE

Game: .778 11/27/04 28-36 vs. UC Davis
Season: .529 1982-83 872-1649

THREE-POINT FIELD GOALS MADE

Game: 20 2/2/06 at New Mexico State
Season: 317 2017-18

THREE-POINT FIELD GOALS ATTEMPTED

Game: 43 2/28/18 at San José State
Season: 870 2017-18

THREE-POINT FIELD GOAL PERCENTAGE

Game: .875 2/10/90 7-8 at San José State
Season: .429 1997-98 139-324

FREE THROWS MADE

Game: 44 1/22/87 vs. CS Fullerton
Season: 662 1986-87

FREE THROWS ATTEMPTED

Game: 59 1/24/80 vs. San José State
Season: 928 1986-87

FREE THROW PERCENTAGE

Game: 100.0 2/23/02 17-17 vs. Idaho
1/6/07 12-12 at Fresno State
2/21/75 12-12 at New Orleans
1/15/09 10-10 vs. Fresno State
2/28/08 10-10 vs. Louisiana Tech
12/20/07 10-10 vs. Utah Valley
Season: .792 2007-08 532-672



The 2000-01 team tied the then-school record with 28 wins and notched the first NCAA Tournament win for Utah State in 31 years with a 77-69 victory in overtime against Ohio State.



INDIVIDUAL RECORDS



GAMES PLAYED

Season:	37	Morgan Grim	2011-12
	37	Preston Medlin	2011-12
	37	Brockeith Pane	2011-12
Career:	139	Tyler Newbold	2008-11
		Tai Wesley	2008-11

GAMES STARTED

Season:	37	Morgan Grim	2011-12
	37	Preston Medlin	2011-12
Career:	132	Jaycee Carroll	2005-08

TOTAL POINTS

Game:	52	Wayne Estes	12/30/64	vs. Boston College
Opponent:	47	John Caughran	2/15/77	at California
Season:	821	Wayne Estes	1963-64	
Career:	2522	Jaycee Carroll	2005-08	

POINTS PER GAME

Season:	33.7	Wayne Estes	1964-65
Career:	26.7	Wayne Estes	1963-65

10-POINT GAMES

Career:	105	Greg Grant	1983-86
Consec.:	64	Wayne Estes	1963-65

TOTAL REBOUNDS

Game:	28	Wayne Estes	12/15/62	vs. Regis
Opponent:	29	Keith Swagerty	12/7/64	vs. Pacific
Season:	403	Cornell Green	1959-60	
Career:	1003	Greg Grant	1983-86	

REBOUNDS PER GAME

Season:	13.9	Marvin Roberts	1969-70
Career:	12.8	Marvin Roberts	1969-71

10-REBOUND GAMES

Career:	55	Marvin Roberts	1969-71
Consec.:	17	Marvin Roberts	1970-71

DOUBLE-DOUBLES

Season:	21	Marvin Roberts	1969-70
Career:	54	Marvin Roberts	1968-71
Consec.:	17	Marvin Roberts	1970-71

PERSONAL FOULS

Season:	116	Reid Newey	1987-88
Career:	401	Kendall Youngblood	1989-92

DISQUALIFICATIONS

Season:	14	Nate Wickizer	1992-93
Career:	30	Nate Wickizer	1992-95

ASSISTS

Game:	16	Oscar Williams	12/14/76	vs. Utah
Opponent:	15	Danny Tarkanian	2/19/83	at UNLV
Season:	224	Kris Clark	2007-08	
Career:	562	Oscar Williams	1975-78	

ASSISTS PER GAME

Season:	7.7	Oscar Williams	1976-77
Career:	6	Oscar Williams	1975-78

TURNOVERS

Game:	11	Kendall Youngblood	3/9/89	vs. CS Fullerton
		Shaler Halimon	12/19/67	vs. San José State
Season:	144	Silas Mills	1995-96	
Career:	393	Kendall Youngblood	1989-92	

BLOCKS

Game:	9	Neemias Queta	3/12/21	vs Colorado State
Opponent:	7	Joe Vogel	12/3/93	at Colorado State
Season:	97	Neemias Queta	2020-21	
Career:	219	Neemias Queta	2018-21	

BLOCKS PER GAME

Season:	3.3	Neemias Queta	2020-21
Career:	2.5	Neemias Queta	2018-21

STEALS

Game:	9	Jay Goodman	2/20/93	vs. San José State
Opponent:	10	Jeff Trepagnier	11/24/99	vs. Southern Cal
Season:	102	Jay Goodman	1992-93	
Career:	226	Greg Grant	1983-86	

STEALS PER GAME

Season:	3.8	Jay Goodman	1992-93
Career:	2.6	Jay Goodman	1991-93

MINUTES PLAYED

Game:	55	Vince Washington	1/2/85	vs. UNLV
Season:	1304	Jaycee Carroll	2007-08	
Career:	4596	Jaycee Carroll	2005-08	

MINUTES PLAYED PER GAME

Season:	37.4	Brian Jackson	1980-81
Career:	36.0	Vince Washington	1984-85

FIELD GOALS MADE

Game:	21	Wayne Estes	12/30/64	vs. Boston College
Season:	309	Wayne Estes	1963-64	
Career:	880	Jaycee Carroll	2005-08	

FIELD GOALS ATTEMPTED

Game:	40	Wayne Estes	12/26/64	at Hawai'i
Season:	645	Wayne Estes	1963-64	
Career:	1721	Jaycee Carroll	2005-08	

FIELD GOAL PERCENTAGE

Game:	1.000	Mike Santos	12-12	1/23/78 vs. ISU
Season:	.677	Nate Harris	134-198	2003-04
Career:	.641	Nate Harris	588-918	2003-06

THREE-POINT FIELD GOALS MADE

Game:	10	Jaycee Carroll	2/2/06	at New Mexico State
Season:	114	Jaycee Carroll	2007-08	
Career:	369	Jaycee Carroll	2005-08	

THREE-POINT FIELD GOALS ATTEMPTED

Game:	19	Brock Miller	12/10/19	Saint Katherine
Season:	229	Jaycee Carroll	2007-08	
Career:	793	Jaycee Carroll	2005-08	

THREE-POINT FIELD GOAL PERCENTAGE

Game:	1.000	Jay Goodman	6-6	12/8/92 vs. Utah
Season:	.500	Brian Green	53-106	2009-10
Career:	.481	Brian Green	129-268	2010-11

FREE THROWS MADE

Game:	17	Sam Merrill	11/5/19	Montana State
		Tim Tollestrup	1/17/70	vs. Utah
		Bart Johnson	12/11/54	at Idaho
Season:	227	Cornell Green	1961-62	
Career:	469	Wayne Estes	1963-65	

FREE THROWS ATTEMPTED

Game:	22	Marvin Roberts	12/10/70	vs. Gonzaga
Season:	324	Cornell Green	1961-62	
Career:	646	Marvin Roberts	1969-71	

FREE THROW PERCENTAGE

Game:	1.000	Jaycee Carroll	15-15	2/5/07 vs. NMSU
	1.000	Jim Boatwright	14-14	12/29/72 vs. LSU
Season:	.921	Tony Brown	58-63	1998-99
Career:	.891	Sam Merrill	448-503	2017-20

QUICK FACTS

OUTLOOK

AGGIE BIOS

COACHES

OPPONENTS

SEASON REVIEW

RECORDS

UNIVERSITY

QUICK FACTS

OUTLOOK

AGGIE BIOS

COACHES

OPPONENTS

SEASON REVIEW

RECORDS

UNIVERSITY

POINTS (1,000-PLUS)

Name	Years	Points
1. Jaycee Carroll	2005-08	2522
2. Sam Merrill	2017-20	2197
3. Greg Grant	1983-86	2127
4. Wayne Estes	1963-65	2001
5. Brian Jackson	1978-81	1900
6. Cornell Green	1960-62	1890
7. Marvin Roberts	1969-71	1844
8. Kendall Youngblood	1989-92	1774
9. Tai Wesley	2008-11	1749
10. Jalen Moore	2014-17	1645
11. Tony Brown	1999-02	1564
12. Eric Franson	1991, 94-96	1545
13. Reid Newey	1984, 87-89	1536
14. Nate Harris	2003-06	1475
15. Dean Hunger	1977-80	1472
16. Kevin Nixon	1985-88	1456
17. Dan Conway	1986-89	1398
18. Preston Medlin	2010, 12-14	1368
19. Mike Santos	1975-78	1287
20. Shaler Halimon	1967-68	1284
21. Spencer Nelson	1999, 03-05	1283
22. Bob Lauriski	1971-73	1266
23. Rich Haws	1973-75	1255
24. Jim Boatwright	1972-74	1238
25. Max Perry	1959-61	1236
26. Jay Goodman	1991-93	1215
27. Jimmy Moore	1973-75	1164
28. Bert Cook	1950-52	1133
Neemias Queta	2018-21	1133
30. Troy Collier	1963-64	1109
31. Jeff O. Anderson	1985-88	1095
32. Nate Williams	1970-71	1080
33. Gary Wilkinson	2008-09	1065
34. Desmond Penigar	2002-03	1051
35. Vince Washington	1984-85	1049
36. Pat Dunn	1953-56	1018
37. Tyler Newbold	2008-11	1014
38. Bill Hull	1951-54	1007
39. Bob Ipsen	1958-59	1001

POINTS PER GAME (MIN. 50 GAMES)

Name	Years	Avg.
1. Wayne Estes	1963-65	26.7
2. Shaler Halimon	1967-68	25.2
3. Marvin Roberts	1969-71	23.6
4. Cornell Green	1959-62	22.5
5. Bob Ipsen	1958-59	20.0
6. Troy Collier	1963-64	19.8
7. Nate Williams	1970-71	19.6
8. Jaycee Carroll	2005-08	18.8
9. Greg Grant	1983-86	18.5
10. Vince Washington	1984-85	18.1
11. Ed Gregg	1975-76	18.0
12. LeRoy Walker	1964-65	17.7
13. Sam Merrill	2017-20	16.8
Brian Jackson	1978-81	16.8
Jimmy Smith	1967-68	16.8
16. Desmond Penigar	2002-03	16.4
17. Bob Lauriski	1971-73	16.0
18. Jim Boatwright	1972-74	15.9
19. Kendall Youngblood	1989-92	15.6
Marcus Saxon	1997-98	15.4
Harold Theus	1957-59	15.4

REBOUNDS

Name	Years	Reb.
1. Cornell Green	1960-62	1067
2. Greg Grant	1983-86	1003
3. Marvin Roberts	1968-71	997
4. Wayne Estes	1962-65	893
5. Eric Franson	1991, 94-96	885
6. Tai Wesley	2008-11	873
7. Brian Jackson	1978-81	840
8. Spencer Nelson	1999, 03-05	800

9. Neemias Queta	2018-21	777
10. Mike Santos	1974-78	748
11. Nate Harris	2003-06	722
12. Bob Lauriski	1970-73	720
13. Justin Bean	2018-	689
14. Jaycee Carroll	2005-08	680
15. Leo Cunningham	1979-82	676
16. Kendall Youngblood	1989-92	674
17. Jalen Moore	2014-17	654
Troy Collier	1963-64	654
19. Jimmy Moore	1973-75	652
20. Dean Hunger	1977-80	649

REBOUNDS PER GAME (MIN. 50 GMS)

Name	Years	Avg.
1. Marvin Roberts	1969-71	12.8
2. Cornell Green	1960-62	12.7
3. Wayne Estes	1963-65	11.9
4. Troy Collier	1963-64	11.7
5. Harold Theus	1957-59	11.1
6. Ed Gregg	1975-76	10.4
7. Shaler Halimon	1967-68	10.2
8. Bob Ipsen	1958-59	9.2
9. Bob Lauriski	1971-73	9.1
10. Neemias Queta	2018-21	9.0
11. Greg Grant	1983-86	8.7
12. Nate Williams	1970-71	8.3
13. Jimmy Moore	1973-75	8.3
14. Jarred Shaw	2012-14	8.3
15. Donnie Johnson	1998-99	7.9
16. Mike Santos	1975-78	7.9
17. Eric Franson	1991, 94-96	7.6
18. Silas Mills	1995-96	7.6
19. Justin Bean	2018-	7.5
20. Brian Jackson	1978-81	7.4

TOTAL ASSISTS (250-PLUS)

Name	Years	Assists
1. Oscar Williams	1975-78	562
2. Sam Merrill	2017-20	477
3. Kevin Nixon	1985-88	428
4. Tony Brown	1999-02	396
5. Kendall Youngblood	1989-92	389
6. Kris Clark	2007-08	370
7. Tyler Newbold	2008-11	364
Jay Goodman	1991-93	364
9. Tai Wesley	2008-11	356
10. Preston Medlin	2010, 12-14	320
11. Greg Grant	1983-86	308
Lance Washington	1980-83	308
13. Spencer Nelson	1999, 03-05	302
14. Reid Newey	1984, 87-89	298
15. Jeff Tebbs	1970-72	294
16. Mark Brown	2003-04	290
17. Bernard Rock	2000-01	288
18. Jeff O. Anderson	1985-88	282
19. Jared Quayle	2009-10	275
Brockeith Pane	2011-12	275
21. Jaycee Carroll	2005-08	270
22. Marcus Saxon	1997-98	269
23. Blair Reed	1974-76	266
24. Rich McElrath	1979-80	260
25. Allen Gordon	1990-91	251

ASSISTS PER GAME (MIN. 50 GAMES)

Name	Years	Avg.
1. Oscar Williams	1975-78	6.0
2. Kris Clark	2007-08	5.3
3. Mark Brown	2003-04	4.7
4. Rich McElrath	1979-80	4.6
5. Jay Goodman	1991-93	4.6

TOTAL BLOCKS (50-PLUS)

Name	Years	Blk.
1. Neemias Queta	2018-21	219
2. Gilbert Pete	1986-89	155
3. Nate Wickizer	1992-95	148
4. Tai Wesley	2008-11	144
5. Shawn Daniels	2000-01	117
6. Nate Harris	2003-06	90
7. Brady Jardine	2009-12	70
8. Jalen Moore	2014-17	69
9. Kyisean Reed	2012-13	65
10. Greg Grant	1983-86	63
Cass Matheus	2005-06	63
12. Spencer Nelson	1999, 03-05	62
13. Jarred Shaw	2012-14	61
14. David Collette	2012, 14	56
Kendall Youngblood	1989-92	56
16. Jeremy Vague	2001-02	55
17. Donnie Johnson	1998-99	53

BLOCKS PER GAME (MIN. 50 GAMES)

Name	Years	Avg.
1. Neemias Queta	2018-21	2.5
2. Shawn Daniels	2000-01	1.8
3. Nate Wickizer	1992-95	1.6
4. Kyisean Reed	2012-13	1.3
Gilbert Pete	1986-89	1.3
6. Jarred Shaw	2012-14	1.1
7. Tai Wesley	2008-11	1.0
8. Cass Matheus	2005-06	0.9
9. Jeremy Vague	2001-02	0.8
Rod Hay	1992-93	0.8
Randy Funk	1990-91	0.8



Jaycee Carroll is Utah State's all-time scoring leader with 2,522 points. Overall, Carroll owns eight school records, which is the most by any player in Aggie history



Nate Harris owns the school record in field goal percentage and is also in the top-15 in scoring and rebounding.

STEALS

Name	Years	Steals
1. Greg Grant	1983-86	226
2. Jay Goodman	1991-93	205
3. Kevin Nixon	1985-88	190
4. Kendall Youngblood	1989-92	164
5. Tony Brown	1999-02	146
6. Sam Merrill	2017-20	129
7. Reid Newey	1984, 87-89	128
8. Jaycee Carroll	2005-08	123
9. Diogo Brito	2017-20	118
Lance Washington	1980-83	118

STEALS PER GAME (MIN. 50 GAMES)

Name	Years	Avg.
1. Jay Goodman	1991-93	2.6
2. Greg Grant	1983-86	2.0
3. Kevin Nixon	1985-88	1.7
4. Kevin Rice	1997-98	1.6
5. Silas Mills	1995-96	1.6

FIELD GOALS MADE

Name	Years	FG
1. Jaycee Carroll	2005-08	880
2. Greg Grant	1983-86	852
3. Wayne Estes	1963-65	766
4. Brian Jackson	1978-81	753
5. Sam Merrill	2017-20	715
6. Marvin Roberts	1969-71	693
7. Tai Wesley	2008-11	657
8. Kendall Youngblood	1989-92	629
9. Nate Harris	2003-06	588
10. Eric Franson	1991, 94-96	584

FIELD GOALS ATTEMPTED

Name	Years	Att.
1. Jaycee Carroll	2005-08	1721
2. Greg Grant	1983-86	1604
3. Wayne Estes	1963-65	1591
4. Sam Merrill	2017-20	1521
5. Marvin Roberts	1969-71	1487
6. Brian Jackson	1978-81	1432
7. Kendall Youngblood	1989-92	1348
8. Jalen Moore	2014-17	1210
9. Tony Brown	1999-02	1127
10. Shaler Halimon	1967-68	1124

FG PERCENTAGE (MIN. 150 MADE)

Name	Years	Pct.
1. Nate Harris	2003-06	.641
2. Greg Houskeeper	1988-89	.622
3. Spencer Nelson	1999, 03-05	.617
4. Kyiseaon Reed	2012-13	.602
5. Tai Wesley	2008-11	.597
6. Neemias Queta	2018-21	.594
7. Gary Wilkinson	2008-09	.582
8. Cass Matheus	2005-06	.580
9. Shawn Daniels	2000-01	.579
10. Dean Hunger	1977-80	.577

THREE-POINT FIELD GOALS MADE

Name	Years	FG
1. Jaycee Carroll	2005-08	369
2. Sam Merrill	2017-20	319
3. Tony Brown	1999-02	283
4. Reid Newey	1984, 87-89	237
5. Preston Medlin	2010, 12-14	213
6. Jay Goodman	1991-93	209
7. Tyler Newbold	2008-11	194
8. Justin Jones	1996-98	183
9. Jalen Moore	2014-17	172
10. Brian Green	2010-11	129

THREE-POINT FGs ATTEMPTED

Name	Years	At.
1. Jaycee Carroll	2005-08	793
2. Sam Merrill	2017-20	759
3. Tony Brown	1999-02	686
4. Jay Goodman	1991-93	580
5. Reid Newey	1984, 87-89	572
6. Preston Medlin	2010, 12-14	513
7. Tyler Newbold	2008-11	477
8. Jalen Moore	2014-17	449
9. Justin Jones	1996-98	408
10. Koby McEwen	2017-18	341

THREE-POINT PCT. (MIN. 50 MADE)

Name	Years	Pct.
1. Brian Green	2010-11	.483
2. Jaycee Carroll	2005-08	.465
3. Chris Smith	2014-16	.451
4. Justin Jones	1996-98	.449
5. Kendall Youngblood	1989-92	.448
6. Spencer Butterfield	2012-14	.447
7. Sam Merrill	2017-20	.420
8. Preston Medlin	2010, 12-14	.415
Jeff O. Anderson	1985-88	.415
10. Darius Perkins	2014-16	.414
Reid Newey	1984, 87-89	.414

FREE THROWS MADE

Name	Years	FT
1. Wayne Estes	1963-65	469
2. Dan Conway	1986-89	458
Marvin Roberts	1969-71	458
4. Sam Merrill	2017-20	448
5. Kendall Youngblood	1989-92	447
6. Tai Wesley	2008-11	428
7. Greg Grant	1983-86	420
8. Brian Jackson	1978-81	397
9. Jaycee Carroll	2005-08	393
10. Jeff O. Anderson	1985-88	389

FREE THROWS ATTEMPTED

Name	Years	Att.
1. Marvin Roberts	1969-71	646
2. Eric Franson	1991, 94-96	626
3. Dan Conway	1986-89	619
4. Tai Wesley	2008-11	608
5. Greg Grant	1983-86	594
6. Kendall Youngblood	1989-92	593
7. Cornell Green	1960-62	569
8. Wayne Estes	1963-65	548
9. Kevin Nixon	1985-88	547
10. Spencer Nelson	1999, 03-05	533
Jeff O. Anderson	1985-88	533



Brian Green is the all-time leader in 3-point field goal percentage, converting 48.3 percent from long range from 2010-11.

FT PERCENTAGE (MIN. 100 MADE)

Name	Years	Pct.
1. Sam Merrill	2017-20	.891
2. Tony Brown	1999-02	.870
3. Cardell Butler	2003-04	.864
4. Jaycee Carroll	2005-08	.862
5. Wayne Estes	1963-65	.856
6. Vince Washington	1984-85	.851
7. Jay Goodman	1991-93	.837
8. Rich McElrath	1979-80	.826
9. Jared Quayle	2009-10	.822
10. Gary Wilkinson	2008-09	.821

10-POINT GAMES

Name	Years	Games
1. Jaycee Carroll	2005-08	121
2. Sam Merrill	2017-20	108
3. Greg Grant	1983-86	105
4. Tai Wesley	2008-11	101
5. Kendall Youngblood	1989-92	93
6. Jalen Moore	2014-17	91
7. Brian Jackson	1978-81	90
8. Eric Franson	1991, 94-96	80
9. Nate Harris	2003-06	78
10. Kevin Nixon	1985-88	77

CONSECUTIVE 10-POINT GAMES

Name	Years	Games
1. Wayne Estes	1963-65	64
2. Eric Franson	1994-96	56
3. Greg Grant	1984-86	53
4. Shaler Halimon	1967-68	46
5. Jim Boatwright	1972-74	44
6. Jaycee Carroll	2007-08	39
7. Jalen Moore	2016-17	34
8. Brian Jackson	1979-81	32
Marvin Roberts	1969-71	32
10. Jaycee Carroll	2006-07	31
Rich Haws	1974-75	31

10-REBOUND GAMES

Name	Years	Avg.
1. Marvin Roberts	1968-71	55
2. Greg Grant	1983-86	48
3. Neemias Queta	2018-21	37
4. Eric Franson	1991, 94-96	36
5. Mike Santos	1975-78	33
6. Bob Lauriski	1971-73	32
Wayne Estes	1963-65	32
8. Leo Cunningham	1979-82	31
9. Brian Jackson	1978-81	30
10. Spencer Nelson	1999, 03-05	29

CONSECUTIVE 10-REBOUND GAMES

Name	Years	Games
1. Marvin Roberts	1970-71	17
2. Marvin Roberts	1969-70	13
3. Greg Grant	1984-85	11
4. Justin Bean	2019-20	10
5. Mike Santos	1976-77	9
Mike Santos	1976-77	9
Ed Gregg	1975-76	9

DOUBLE-DOUBLES

Name	Years	Games
1. Marvin Roberts	1969-71	54
2. Greg Grant	1983-86	45
3. Wayne Estes	1963-65	36
Eric Franson	1991, 94-96	36
5. Bob Lauriski	1971-73	31
6. Neemias Queta	2018-21	30
Mike Santos	1975-78	30
7. Jimmy Moore	1973-75	29
8. Brian Jackson	1978-81	27
9. Justin Bean	2018-	26
Ed Gregg	1975-76	26



Marvin Roberts recorded a school-record 54 double-doubles at USU.

CONSECUTIVE DOUBLE-DOUBLES

Name	Years	Games
1. Marvin Roberts	1970-71	17
2. Marvin Roberts	1969-70	13
3. Shaler Halimon	1967-68	11
4. Greg Grant	1984-85	10
5. Mike Santos	1976-77	9
Mike Santos	1976-77	9
Ed Gregg	1975-76	9
8. Neemias Queta	2020-21	8
9. Justin Bean	2019-20	6
Silas Mills	1994-95	6
Marvin Roberts	1968-69	6

GAMES PLAYED (100-PLUS)

Name	Years	Games
1. Tyler Newbold	2008-11	139
Tai Wesley	2008-11	139
3. Jaycee Carroll	2005-08	134
4. Sam Merrill	2017-20	131
Pooh Williams	2008-11	131
6. Quinn Taylor	2016-19	129
7. Tony Brown	1999-02	127
8. Nate Harris	2003-06	126
9. Jalen Moore	2014-17	125
10. Diogo Brito	2017-20	120
Spencer Nelson	1999, 03-05	120
12. Jeff O. Anderson	1985-88	118
13. Eric Franson	1991, 94-96	117
Dan Conway	1986-89	117
Gilbert Pete	1986-89	117
16. Reid Newey	1984, 87-89	116
17. Greg Grant	1983-86	115
18. Kendall Youngblood	1989-92	114
Kevin Nixon	1985-88	114

20. Jon Wickizer	1993-96	113
Brian Jackson	1978-81	113
22. Julion Pearre	2015-18	110
23. Preston Bailess	1976-79	108
24. Preston Medlin	2010, 12-14	107
25. Dean Hunger	1977-80	104
26. Chad Evans	2001-04	101
Brennan Ray	1999-02	101
Gary Patterson	1990-93	101
Michael McCullough	1981-84	101
30. Matt Formisano	2008-11	100
Keith Hood	1978-81	100

GAMES STARTED

Name	Years	Games
1. Jaycee Carroll	2005-08	132
2. Tyler Newbold	2008-11	129
3. Tai Wesley	2008-11	128
4. Sam Merrill	2019-20	119
5. Greg Grant	1983-86	115
6. Kendall Youngblood	1989-92	113
7. Tony Brown	1999-02	112
8. Pooh Williams	2008-11	99
Eric Franson	1991, 94-96	99
10. Jalen Moore	2014-17	97

TOTAL MINUTES PLAYED

Name	Years	Min.
1. Jaycee Carroll	2005-08	4596
2. Sam Merrill	2017-20	4360
3. Tyler Newbold	2008-11	3935
4. Greg Grant	1983-86	3923
5. Tony Brown	1999-02	3841
6. Jalen Moore	2014-17	3815
7. Tai Wesley	2008-11	3768
Brian Jackson	1978-81	3768
9. Kendall Youngblood	1989-92	3674
10. Nate Harris	2003-06	3422

MINUTES PER GAME (MIN. 50 GAMES)

Name	Years	Avg.
1. Vince Washington	1984-85	36.0
2. Justin Jones	1996-98	34.6
3. Jaycee Carroll	2005-08	34.3
4. Marcus Saxon	1997-98	34.2
5. Greg Grant	1983-86	34.1
6. Sam Merrill	2017-20	33.3
Brian Jackson	1978-81	33.3
8. Ed Gregg	1975-76	33.2
9. Chris McMullin	1983-84	33.1
10. Roddie Anderson	1994-95	33.0

POINTS (500-PLUS)

Name	Year	Points
1. Wayne Estes	1963-64	821
2. Jaycee Carroll	2007-08	785
3. Jaycee Carroll	2006-07	746
4. Cornell Green	1961-62	745
5. Sam Merrill	2018-19	731
6. Marvin Roberts	1968-69	718
7. Shaler Halimon	1967-68	671
8. Brian Jackson	1980-81	655
9. Wayne Estes	1964-65	641
10. Greg Grant	1985-86	634
11. Sam Merrill	2019-20	629
12. Preston Medlin	2011-12	628
13. Troy Collier	1963-64	616
14. Cornell Green	1959-60	615
15. Shaler Halimon	1966-67	613
16. Nate Williams	1969-70	608
17. Vince Washington	1984-85	605
18. Gary Wilkinson	2008-09	598
19. Bert Cook	1950-51	589
20. Ed Gregg	1975-76	579
21. Marcus Saxon	1997-98	574
22. Bob Ipsen	1958-59	569
23. Kevin Nixon	1986-87	564
24. Rich Haws	1974-75	563
25. Dean Hunger	1979-80	561
26. Sam Merrill	2017-18	555
27. Nate Harris	2005-06	553
28. Silas Mills	1995-96	552
29. Jimmy Smith	1967-68	548
30. Greg Grant	1984-85	544
Bert Cook	1951-52	544
32. Reid Newey	1988-89	542
33. Brian Jackson	1979-80	540
34. Wayne Estes	1962-63	539
35. Keith McDonald	1978-79	537
36. Darrell Tucker	1952-53	535
37. Eric Franson	1995-96	534
Eric Franson	1994-95	534
39. Desmond Penigar	2001-02	532
40. Cornell Green	1960-61	530
41. Jalen Moore	2016-17	526
Kendall Youngblood	1990-91	526
43. Greg Grant	1983-84	522
44. Jaycee Carroll	2005-06	521
LeRoy Walker	1964-65	521
46. Jimmy Moore	1974-75	520
47. Desmond Penigar	2002-03	519
48. Spencer Nelson	2004-05	513
49. Mike Santos	1977-78	512
50. Kevin Rice	1997-98	504
51. Tai Wesley	2010-11	502
52. Dan Conway	1987-88	500

POINTS PER GAME (20-PLUS)

Name	Year	Avg.
1. Wayne Estes	1964-65	33.7
2. Wayne Estes	1963-64	28.3
3. Marvin Roberts	1968-69	27.6
4. Shaler Halimon	1967-68	26.8
5. Cornell Green	1961-62	25.7
6. Shaler Halimon	1966-67	23.6
7. Brian Jackson	1980-81	23.4
8. Greg Grant	1985-86	22.6
9. Jaycee Carroll	2007-08	22.4
Marvin Roberts	1969-70	22.4
11. Ed Gregg	1975-76	22.3
12. Jimmy Smith	1967-68	21.9
13. Bob Ipsen	1958-59	21.9
14. Nate Williams	1969-70	21.7



Wayne Estes scored a school-record 821 points during the 1963-64 season.

15. Vince Washington	1984-85	21.6
16. Jaycee Carroll	2006-07	21.3
17. Troy Collier	1963-64	21.2
18. Cornell Green	1959-60	21.2
19. Sam Merrill	2018-19	20.9
Rich Haws	1974-75	20.9
21. LeRoy Walker	1964-65	20.8
22. Marvin Roberts	1970-71	20.8
23. Dean Hunger	1979-80	20.8

REBOUNDS

Name	Year	Reb.
1. Cornell Green	1959-60	403
2. Marvin Roberts	1969-70	388
3. Wayne Estes	1963-64	377
4. Troy Collier	1963-64	357
5. Justin Bean	2019-20	356
6. Jerry Schofield	1959-60	348
7. Tyler Wilbon	1960-61	345
8. Cornell Green	1961-62	342
9. Marvin Roberts	1968-69	325
10. Cornell Green	1960-61	322
11. Neemias Queta	2018-19	312
12. Harold Theus	1958-59	310
13. Mike Santos	1976-77	306
14. Ed Gregg	1975-76	305
15. Darnel Haney	1961-62	300
16. Troy Collier	1962-63	297
17. Neemias Queta	2020-21	294
18. Shaler Halimon	1967-68	292
19. Marvin Roberts	1970-71	284
20. Eric Franson	1994-95	283

REBOUNDS PER GAME (10-PLUS)

Name	Year	Avg.
1. Marvin Roberts	1969-70	13.9
2. Cornell Green	1959-60	13.8
3. Wayne Estes	1964-65	13.7
4. Tyler Wilbon	1960-61	13.3
5. Wayne Estes	1963-64	13.0
6. Jerry Schofield	1958-59	12.8
7. Marvin Roberts	1968-69	12.5
8. Cornell Green	1960-61	12.4
9. Troy Collier	1963-64	12.3
10. Harold Theus	1958-59	11.9
11. Marvin Roberts	1970-71	11.8
12. Cornell Green	1961-62	11.8
13. Ed Gregg	1975-76	11.7
14. Shaler Halimon	1967-68	11.7
15. Mike Santos	1976-77	11.3
16. Troy Collier	1962-63	11.0
17. Lafayette Love	1971-72	10.7
18. Justin Bean	2019-20	10.5
19. Bob Lauriski	1971-72	10.4
20. Darnel Haney	1961-62	10.3
21. Harold Theus	1957-58	10.2

ASSISTS

Name	Year	Ast.
1. Kris Clark	2007-08	224
2. Jay Goodman	1992-93	185
Oscar Williams	1976-77	185
4. Kevin Nixon	1987-88	182
5. Rich McElrath	1979-80	172
6. Oscar Williams	1977-78	168
7. Duane Rogers	1995-96	166
8. Brockeith Pane	2011-12	159
9. Spencer Nelson	2004-05	152
10. Mark Brown	2002-03	149
Tony Brown	2001-02	149
12. Bernard Rock	1999-00	148
13. Sam Merrill	2018-19	147
David Pak	2005-06	147
14. Kris Clark	2006-07	146
15. Jared Quayle	2009-10	144
16. Mark Brown	2003-04	141
17. Bernard Rock	2000-01	140
18. Ken Thompson	1972-73	139
19. Lance Washington	1982-83	138

ASSISTS PER GAME

Name	Year	Avg.
1. Oscar Williams	1976-77	7.7
2. Jay Goodman	1992-93	6.9
3. Kris Clark	2007-08	6.4
Rich McElrath	1979-80	6.4
4. Oscar Williams	1977-78	6.0
5. Kevin Nixon	1987-88	5.9

ASSIST-TO-TURNOVER RATIO

Name	Year	Ast-TO
1. Tyler Newbold	2008-09	3.96-to-1
2. Tyler Newbold	2009-10	3.40-to-1
3. TeNale Roland	2013-14	3.30-to-1
4. Sam Merrill	2016-17	3.26-to-1
5. Preston Medlin	2013-14	2.93-to-1
6. Jared Quayle	2009-10	2.57-to-1
7. Sam Merrill	2019-20	2.50-to-1
8. Kris Clark	2007-08	2.38-to-1
9. Tony Brown	2001-02	2.29-to-1
10. Chris Huber	2005-06	2.27-to-1



Neemias Queta recorded a school-record 97 blocks during the 2020-21 season.

TURNOVERS (100-PLUS)

Name	Year	TO
1. Brockeith Pane	2011-12	159
2. Silas Mills	1995-96	144
3. Jay Goodman	1992-93	129
4. Duane Rogers	1995-96	118
5. Lance Washington	1982-83	113
6. Marcus Saxon	1997-98	110
7. Kendall Youngblood	1988-89	109
8. Kendall Youngblood	1989-90	108
9. Reid Newey	1986-87	107
Keith McDonald	1978-79	107
11. Bernard Rock	1999-00	104
12. Eric Franson	1995-96	103
13. Malloy Nesmith	1991-92	100

BLOCKS

Name	Year	Blocks
1. Neemias Queta	2020-21	97
2. Neemias Queta	2018-19	84
3. Shawn Daniels	2000-01	59
4. Shawn Daniels	1999-00	58
Gilbert Pete	1986-87	58
6. David Collette	2014-15	56
7. Nate Wickizer	1992-93	47
8. Tai Wesley	2009-10	46
Nate Wickizer	1991-92	46
Dimitri Jorssen	1999-00	46

BLOCKS PER GAME

Name	Year	Avg.
1. Neemias Queta	2020-21	3.3
2. Neemias Queta	2018-19	2.4
3. Gilbert Pete	1986-87	1.9
4. David Collette	2014-15	1.8
Nate Wickizer	1993-94	1.8
6. Neemias Queta	2019-20	1.7
Shawn Daniels	2000-01	1.7
Shawn Daniels	1999-00	1.7
Nate Wickizer	1992-93	1.7
10. Nate Wickizer	1991-92	1.6

STEALS (50-PLUS)

Name	Year	Steals
1. Jay Goodman	1992-93	102
2. Kevin Nixon	1987-88	78
3. Rich McElrath	1979-80	71
4. Greg Grant	1985-86	66
5. Greg Grant	1984-85	59
6. Greg Grant	1983-84	57
7. Kevin Rice	1997-98	55
8. Kevin Nixon	1986-87	55
9. Silas Mills	1995-96	53
10. Jay Goodman	1990-91	52
11. Justin Bean	2019-20	51
Tony Brown	2001-02	51
Bernard Rock	1999-00	51
Jay Goodman	1991-92	51
Allen Gordon	1989-90	51
Lance Washington	1982-83	51
17. Jared Quayle	2008-09	50

STEALS PER GAME

Name	Year	Avg.
1. Jay Goodman	1992-93	3.8
2. Rich McElrath	1979-80	2.6
3. Kevin Nixon	1987-88	2.5
4. Greg Grant	1985-86	2.4
5. Albert Chappell	1988-89	2.1
Greg Grant	1984-85	2.1
Jay Goodman	1990-91	2.1

FIELD GOALS MADE

Name	Year	FG
1. Wayne Estes	1963-64	309
2. Marvin Roberts	1968-69	271
3. Jaycee Carroll	2006-07	267
4. Cornell Green	1961-62	259
5. Jaycee Carroll	2006-07	256
Ed Gregg	1975-76	256
Shaler Halimon	1967-68	256
8. Brian Jackson	1980-81	255
9. Wayne Estes	1964-65	252
10. Greg Grant	1985-86	250

FIELD GOALS ATTEMPTED

Name	Year	Att.
1. Wayne Estes	1963-64	645
2. Shaler Halimon	1967-68	571
3. Marvin Roberts	1968-69	564
4. Shaler Halimon	1966-67	553
5. Cornell Green	1961-62	542
6. Nate Williams	1969-70	518
Wayne Estes	1964-65	518
8. Marvin Roberts	1969-70	515
9. Jaycee Carroll	2007-08	508
10. Brian Jackson	1980-81	502

FG PCT. (MIN. 5 ATT. PER GAME)

Name	Year	Pct.
1. Nate Harris	2003-04	.677
2. Greg Houskeeper	1988-89	.662
3. Antwan Smith	1996-97	.659
4. Spencer Nelson	2002-03	.653
5. Nate Harris	2004-05	.652
6. Tai Wesley	2007-08	.635
7. Neemias Queta	2019-20	.624
8. Nate Harris	2005-06	.621
9. Neemias Queta	2018-19	.614
10. Dean Hunger	1979-80	.606
11. Spencer Nelson	2004-05	.600
Spencer Nelson	2003-04	.600
13. Tai Wesley	2010-11	.599
14. Mike Santos	1977-78	.595
15. Greg Houskeeper	1987-88	.593
16. Tai Wesley	2008-09	.592
17. David Collette	2014-15	.591
Cass Matheus	2005-06	.591
19. Nate Wickizer	1992-93	.588
20. Lew Powell	1966-67	.587

THREE-POINT FIELD GOALS MADE

Name	Year	FG
1. Jaycee Carroll	2007-08	114
2. Sam Merrill	2017-18	98
Reid Newey	1988-89	98
4. Preston Medlin	2011-12	95
5. Jaycee Carroll	2005-06	93
6. Sam Merrill	2019-20	89
7. Jay Goodman	1992-93	87
8. Sam Merrill	2018-19	86
9. Jaycee Carroll	2006-07	83
10. Tony Brown	2000-01	80



Tony Brown converted 92.1 percent of his free throws during the 1998-99 season.

THREE-POINT FGS ATTEMPTED

Name	Year	Att.
1. Sam Merrill	2018-19	229
Jaycee Carroll	2007-08	229
3. Reid Newey	1988-89	224
4. Jay Goodman	1992-93	223
5. Preston Medlin	2011-12	222
6. Sam Merrill	2019-20	217
7. Sam Merrill	2017-18	211
8. Jaycee Carroll	2005-06	206
9. Koby McEwen	2017-18	203
10. Brock Miller	2019-20	200

THREE-POINT PCT. (1 MADE PER GM.)

Name	Year	Pct.
1. Brian Green	2009-10	.500
2. Jaycee Carroll	2007-08	.498
3. Justin Jones	1997-98	.496
4. Jaycee Carroll	2004-05	.476
5. Chris Smith	2014-15	.474
6. Brian Green	2010-11	.469
7. Justin Jones	1995-96	.467
8. Sam Merrill	2017-18	.464
9. Spencer Butterfield	2013-14	.460
Marcus Saxon	1997-98	.460

FREE THROWS MADE

Name	Year	FT
1. Cornell Green	1961-62	227
2. Wayne Estes	1963-64	203
Bert Cook	1950-51	203
4. Sam Merrill	2018-19	189
5. Marvin Roberts	1968-69	176
6. Dan Conway	1987-88	170
7. Gary Wilkinson	2008-09	166
8. Shaler Halimon	1967-68	159
9. Spencer Nelson	2004-05	155
10. Cornell Green	1960-61	154

FREE THROWS ATTEMPTED

Name	Year	Att.
1. Cornell Green	1961-62	324
2. Malloy Nesmith	1991-92	282
3. Marvin Roberts	1968-69	255
4. Eric Franson	1995-96	248
5. Cornell Green	1960-61	245
6. Wayne Estes	1963-64	238
7. Dan Conway	1987-88	221
8. Shaler Halimon	1967-68	215
9. Silas Mills	1995-96	211
10. Sam Merrill	2018-19	208

FT PCT. (2 MADE PER GAME)

Name	Year	Pct.
1. Tony Brown	1998-99	.921
2. Jaycee Carroll	2007-08	.919
3. Sam Merrill	2018-19	.909
4. Jared Quayle	2009-10	.901
5. Sam Merrill	2019-20	.893
6. Jay Goodman	1991-92	.891
7. Jaycee Carroll	2006-07	.888
8. Cardell Butler	2003-04	.880
9. Tony Brown	1999-00	.879
10. Wayne Estes	1964-65	.878



Morgan Grim shares the school record for most starts in a season, starting 37 games for the Aggies during the 2011-12 campaign.

DOUBLE-DOUBLES

Name	Year	Games
1. Marvin Roberts	1969-70	21
2. Mike Santos	1976-77	19
3. Marvin Roberts	1970-71	18
Shaler Halimon	1967-68	18
5. Ed Gregg	1975-76	17
Wayne Estes	1963-64	17
7. Neemias Queta	2020-21	16
Justin Bean	2019-20	16
Bob Lauriski	1971-72	16
Marvin Roberts	1968-69	16

PERSONAL FOULS

Name	Year	PF
1. Morgan Grim	2011-12	126
2. David Collette	2014-15	116
Reid Newey	1987-88	116
4. Nate Wickizer	1992-93	115
5. Pharoah Davis	1997-98	114
6. Dan Conway	1986-87	113
7. Tai Wesley	2007-08	112
Darnel Haney	1961-62	112
9. Nate Wickizer	1991-92	111
Reid Newey	1986-87	111

DISQUALIFICATIONS

Name	Year	D
1. Nate Wickizer	1992-93	14
2. Nate Wickizer	1991-92	12
3. David Collette	2014-15	10
4. Gary Watts	1963-64	9
5. Kendall Youngblood	1988-89	8
Dan Conway	1986-87	8
Darryl Owens	1976-77	8
Tim Tollestrup	1968-69	8

GAMES PLAYED

Name	Year	Games
1. Three Players	2011-12	37
2. Two Players	2011-12	36
3. Six players	2018-19	35
Four players	2009-10	35
Five players	2008-09	35
Five players	2007-08	35
Six players	2006-07	35

GAMES STARTED

Name	Year	Games
1. Preston Medlin	2011-12	37
Morgan Grim	2011-12	37
2. Four players	2018-19	35
Brockeith Pane	2011-12	35
Three players	2009-10	35
Three players	2008-09	35
Three players	2007-08	35
Two players	2006-07	35

MINUTES PLAYED

Name	Year	Min.
1. Jaycee Carroll	2007-08	1304
2. Preston Medlin	2011-12	1302
3. Jaycee Carroll	2006-07	1255
4. Sam Merrill	2018-19	1237
5. Sam Merrill	2017-18	1202
6. Brockeith Pane	2011-12	1194
7. Justin Jones	1997-98	1182
8. Marcus Saxon	1997-98	1172
9. Justin Jones	1995-96	1159
10. Tyler Newbold	2008-09	1134
11. Kevin Nixon	1987-88	1133
12. Gary Wilkinson	2008-09	1122
13. Sam Merrill	2019-20	1119
14. Kevin Rice	1997-98	1113
15. Tyler Newbold	2009-10	1112
Brian Jackson	1978-79	1112

MINUTES PER GAME

Name	Year	Avg.
1. Brian Jackson	1980-81	37.4
2. Jaycee Carroll	2007-08	37.3
3. Vince Washington	1984-85	37.3
4. Brian Jackson	1978-79	37.1
5. Ed Gregg	1975-76	37.0
6. Reid Newey	1988-89	36.6
7. Leo Cunningham	1981-82	36.6
8. Kevin Nixon	1987-88	36.5
9. Jay Goodman	1992-93	36.3
10. Brian Jackson	1979-80	36.1
Preston Medlin	2012-13	36.1

QUICK FACTS

OUTLOOK

AGGIE BIOS

COACHES

OPPONENTS

SEASON REVIEW

RECORDS

UNIVERSITY



SINGLE-GAME RECORDS



POINTS

Name	Opponent	Date	Pts.
1. Wayne Estes	vs. Boston College	12/30/64	52
2. Wayne Estes	vs. Denver	2/18/65	48
3. Shaler Halimon	at Brigham Young	1/6/68	47
4. Cornell Green	at New Mexico	3/3/62	46
5. Nate Williams	vs. St. Peter's	12/8/69	45
Max Perry	vs. New Mexico	3/3/61	45
7. Jaycee Carroll	vs. New Mexico St.	2/5/07	44
8. Marvin Roberts	at Montana State	2/10/69	43
Marvin Roberts	vs. West Texas State	1/25/69	43
Wayne Estes	vs. Utah	1/30/65	43

REBOUNDS

Name	Opponent	Date	Reb.
1. Wayne Estes	vs. Regis	12/15/62	28
2. Jerry Schofield	vs. Pacific	12/19/59	27
3. Wayne Estes	at Colorado State	12/15/64	25
Wayne Estes	vs. Pacific	12/7/64	25
5. Shaler Halimon	vs. Evansville	12/11/67	24
Jerry Schofield	vs. New Mexico	3/6/59	24
Harold Theus	vs. Denver	3/7/59	24
Troy Collier	vs. Michigan State	12/22/62	24
9. Troy Collier	vs. Colorado State	1/24/64	23
10. Mike Santos	vs. Portland State	2/15/77	22
Mike Santos	at Seattle	12/15/75	22
Bob Lauriski	vs. Houston Baptist	2/24/73	22
Nate Williams	vs. Houston	1/31/70	22
Marvin Roberts	vs. Delaware	12/27/69	22
Marvin Roberts	vs. Portland	12/28/68	22
Marvin Roberts	vs. Denver	12/11/68	22

ASSISTS

Name	Opponent	Date	Asts.
1. Oscar Williams	vs. Utah	12/14/76	16
2. Gary Malmrose	vs. Mesa State	2/10/76	15
3. Oscar Williams	vs. Portland State	2/15/77	14
Oscar Williams	vs. Brigham Young	2/1/75	14
5. Mark Brown	vs. Illinois State	11/29/03	13
Bernard Rock	vs. North Texas	2/3/00	13
Jay Goodman	vs. Nevada-Las Vegas	3/12/93	13
Oscar Williams	at Brigham Young	1/8/77	13
Ken Thompson	at Nevada	1/26/73	13
10. Sam Merrill	at San Diego State	2/1/20	12
Sam Merrill	Air Force	1/5/19	12
David Pak	at Fresno State	1/7/06	12
Mark Brown	vs. CS Fullerton	3/13/03	12
Allen Gordon	vs. San José State	2/2/91	12
Oscar Williams	at Oregon State	12/13/75	12

BLOCKS

Name	Opponent	Date	Blks.
1. Neemias Queta	vs. Colorado State	3/12/21	9
2. Neemias Queta	vs. Texas Tech	3/19/21	7
Shawn Daniels	vs. Pacific	1/13/01	7
Gilbert Pete	vs. Long Beach State	1/5/87	7
5. Neemias Queta	at UNLV	1/25/21	6
Neemias Queta	San José State	12/23/20	6
Neemias Queta	San José State	12/21/20	6
Neemias Queta	vs. New Mexico	3/14/19	6
Neemias Queta	Fresno State	1/9/19	6
Tai Wesley	vs. San José State	3/13/08	6
Seven more with			6

STEALS

Name	Opponent	Date	Stls.
1. Jay Goodman	vs. San José State	2/20/93	9
2. Jay Goodman	vs. Montana Tech	12/2/92	8
3. Jay Goodman	vs. New Mexico State	2/29/92	7
Jay Goodman	at Weber State	12/2/91	7
Kevin Nixon	at Weber State	12/22/87	7
6. 18 tied with			6

FIELD GOALS MADE

Name	Opponent	Date	FG
1. Wayne Estes	vs. Boston College	12/30/64	21
2. Nate Williams	vs. St. Peter's	12/8/69	20
Max Perry	vs. New Mexico	3/3/61	20
4. Jimmy Moore	vs. Wyoming	1/28/75	19
Marvin Roberts	vs. West Texas State	1/25/69	19
6. Marvin Roberts	at Seattle	2/13/71	18
Shaler Halimon	at Brigham Young	1/6/68	18
Jimmy Smith	vs. San José State	12/19/67	18
9. Silas Mills	at Hawai'i-Hilo	11/26/95	17
Marvin Roberts	at Montana State	2/10/69	17
Leroy Walker	vs. Montana State	2/25/65	17
Wayne Estes	vs. Utah	1/30/65	17
Shaler Halimon	vs. Creighton	1/14/65	17

FIELD GOALS ATTEMPTED

Name	Opponent	Date	Att.
1. Wayne Estes	at Hawai'i	12/26/64	40
2. Wayne Estes	at Brigham Young	2/6/65	38
3. Shaler Halimon	vs. Creighton	1/14/67	37
Wayne Estes	vs. Utah	1/30/65	37
Wayne Estes	vs. Butler	12/4/64	37
6. Marvin Roberts	at Seattle	2/13/71	36
Shaler Halimon	vs. Brigham Young	2/4/67	36
8. Marvin Roberts	vs. UCLA	3/14/70	35
Shaler Halimon	at Brigham Young	1/6/68	35
10. Wayne Estes	vs. Boston College	12/30/64	34

FIELD GOAL PERCENTAGE (MIN. 8 MADE)

Name	Opponent	Date	FGA	Pct.
1. Mike Santos	vs. Idaho State	1/12/78	12-12	1.000
Steve DuCharme	vs. Drake	11/18/06	10-10	1.000
Bill Floyd	vs. New Mexico State	3/2/85	10-10	1.000
Tony Brown	vs. Western State	12/18/99	9-9	1.000
Pharoah Davis	vs. North Texas	1/28/99	9-9	1.000
Ron Ence	vs. Southwestern La.	3/14/84	9-9	1.000
Gary Wilkinson	vs. Austin Peay	11/20/07	8-8	1.000
Troy Rolle	vs. UC Irvine	2/11/99	8-8	1.000
Kevin Nixon	vs. New Mexico State	1/3/87	8-8	1.000
Rick McElrath	vs. Fresno State	1/10/80	8-8	1.000

THREE-POINT FIELD GOALS MADE

Name	Opponent	Date	FG
1. Jaycee Carroll	at New Mexico State	2/2/06	10
2. Jay Goodman	at Brigham Young	11/24/90	9
3. Jaycee Carroll	vs. UC Santa Barbara	1/6/05	8
Cardell Butler	vs. CS Fullerton	2/21/04	8
Preston Medlin	at Idaho State	11/26/11	8
6. Brock Miller	Denver	11/12/19	7
Sam Merrill	vs Boise State	3/8/18	7
Sam Merrill	at San José State	2/28/18	7
Sam Merrill	at New Mexico	2/14/18	7
Jaycee Carroll	Utah Valley	1/10/07	7
Seven more with			7

THREE-POINT FIELD GOALS ATTEMPTED

Name	Opponent	Date	Att.
1. Brock Miller	Saint Katherine	12/10/19	19
2. Jaycee Carroll	at New Mexico State	2/2/06	16
Corwin Woodard	vs. New Mexico State	2/13/95	16
4. Sam Merrill	vs San Diego State	3/7/20	15
Brock Miller	Denver	11/12/19	15
Jay Goodman	at Brigham Young	11/24/90	15
Reid Newey	at Kansas State	11/30/88	15
Vince Washington	at San José State	2/23/85	15
9. Brock Miller	San José State	1/30/19	14
David Pak	at Fresno State	1/7/06	14
Justin Jones	vs. Weber State	12/16/95	14
Jay Goodman	vs. CS Fullerton	1/7/91	14

THREE-POINT FIELD GOAL PERCENTAGE (MIN. 5 MADE)

Name	Opponent	Date	FG	Pct.
1. Jay Goodman	at Utah	12/8/92	6-6	1.000
Koby McEwen	vs San José State	3/8/17	5-5	1.000
Brian Green	at San José State	1/27/11	5-5	1.000
Tyler Newbold	vs. Hawai'i	1/11/10	5-5	1.000

QUICK FACTS

OUTLOOK

AGGIE BIOS

COACHES

OPPONENTS

SEASON REVIEW

RECORDS

UNIVERSITY



SINGLE-GAME RECORDS



	Tony Brown	at CS Fullerton	2/4/99	5-5	1.000
	Reid Newey	vs. Pacific	3/5/88	5-5	1.000
5.	Sam Merrill	at New Mexico	2/14/18	7-8	.875
6.	Durrall Peterson	vs. Middle Tennessee	12/5/05	6-7	.857
	Jaycee Carroll	vs. UC Irvine	2/26/05	6-7	.857
	Cardell Butler	vs. Idaho	1/3/04	6-7	.857
	Reid Newey	at Fresno State	1/4/88	6-7	.857
10.	Sam Merrill	at Boise State	1/17/18	5-6	.833
	Brian Green	at Boise State	1/13/11	5-6	.833
	Brian Green	at BYU	11/17/10	5-6	.833
	Preston Medlin	vs. Southern Utah	11/28/09	5-6	.833
	Tyler Newbold	vs. San José State	3/13/08	5-6	.833
	David Pak	at Idaho	2/15/06	5-6	.833
	Jaycee Carroll	vs. CS Fullerton	1/20/05	5-6	.833
	Tony Brown	at UC Irvine	2/9/02	5-6	.833
	Justin Jones	at Nevada	3/8/96	5-6	.833
	Jay Goodman	vs. CS Fullerton	2/4/93	5-6	.833
	Kendall Youngblood	at UC Irvine	3/2/91	5-6	.833
	Reid Newey	vs. San José State	1/30/88	5-6	.833

FREE THROWS MADE

	Name	Opponent	Date	FT
1.	Sam Merrill	Montana State	11/5/19	17
	Tim Tollestrup	vs. Utah	1/17/70	17
	Bart Johnson	at Idaho	12/11/54	17
4.	Wayne Estes	vs. Regis	12/15/62	16
5.	Jaycee Carroll	vs. New Mexico State	2/5/07	15
	Kendall Youngblood	vs. New Mexico State	2/29/92	15
	Kendall Youngblood	at Brigham Young	11/24/90	15
	Reid Newey	at UNLV	1/19/89	15
	Dan Conway	vs. CS Fullerton	1/21/88	15
	Bert Cook	vs. Regis	3/5/62	15

FREE THROWS ATTEMPTED

	Name	Opponent	Date	Att.
1.	Marvin Roberts	vs. Gonzaga	12/10/70	22
2.	Cornell Green	vs. Loyola (Calif.)	12/8/61	20

FREE THROW PERCENTAGE (MIN. 10 MADE)

	Name	Opponent	Date	FG	Pct.
1.	Jaycee Carroll	vs. New Mexico St.	2/5/07	15-15	1.000
2.	Jim Boatwright	vs. LSU	12/29/72	14-14	1.000
3.	Kendall Youngblood	at BYU	12/13/91	13-13	1.000
	Kevin Nixon	at CS Fullerton	2/13/86	13-13	1.000
	Greg Grant	vs. CS Fullerton	1/9/85	13-13	1.000
	Larry Bunce	vs. Providence	12/17/66	13-13	1.000
	Larry Angle	at Denver	2/26/66	13-13	1.000
8.	Jay Goodman	at Nevada	1/3/93	12-12	1.000
9.	Tai Wesley	vs. Hawai'i	12/29/10	11-11	1.000
	Marcus Saxon	at Boise State	1/9/97	11-11	1.000
	Vince Washington	at Pacific	1/21/85	11-11	1.000
	Dean Hunger	vs. San José State	1/24/80	11-11	1.000
	Dean Hunger	vs. Pacific	1/12/80	11-11	1.000
	Rick McElrath	vs. Weber State	11/30/79	11-11	1.000
	Max Pery	at Brigham Young	2/13/60	11-11	1.000
	Ted Smith	at Gonzaga	12/7/55	11-11	1.000
	Preston Medlin	vs. San José State	1/11/13	11-11	1.000
18.	Desmond Penigar	vs. Brigham Young	12/1/01	10-10	1.000
	Desmond Penigar	at Utah	11/23/01	10-10	1.000
	Kendall Youngblood	at San José State	2/10/90	10-10	1.000
	Reid Newey	vs. UNLV	1/19/88	10-10	1.000
	Reid Newey	vs. CS Fullerton	1/22/87	10-10	1.000
	Vince Washington	at Brigham Young	12/9/83	10-10	1.000
	Chris McMullin	at Brigham Young	11/30/82	10-10	1.000
	Lance Washington	vs. Utah	12/23/81	10-10	1.000
	Jim Tebbs	vs. West Texas St.	12/9/71	10-10	1.000
	Tim Tollestrup	vs. Brigham Young	1/15/70	10-10	1.000
	Ed Epps	at Arizona State	1/18/69	10-10	1.000
	Cornell Green	at Wyoming	2/16/62	10-10	1.000
	Bert Cook	vs. Denver	2/21/52	10-10	1.000

TRIPLE-DOUBLES

	Name	Opponent	Date	P/R/A
	Jon Judkins	vs. Pacific	3/5/88	11/11/10
	Shaler Halimon	vs. Arizona State	2/10/68	35/10/11
	Shaler Halimon	vs. Evansville	12/11/67	21/24/10

TURNOVERS

	Name	Opponent	Date	TO
1.	Kendall Youngblood	vs. CS Fullerton	3/9/89	11
	Shaler Halimon	vs. San José State	12/19/67	11
3.	Jay Goodman	at UC Irvine	1/7/93	10
	Oscar Williams	at Montana	2/8/77	10

TOTAL MINUTES PLAYED

	Name	Opponent	Date	Min.
1.	Vince Washington	vs. UNLV	1/2/85	55
2.	Jeff O. Anderson	vs. UNLV	1/2/85	52
3.	Greg Grant	at UNLV	1/2/86	50
	Greg Grant	at San José State	2/23/85	50
	Vince Washington	at San José State	2/23/85	50

OPPONENT POINTS

	Opponent	School	Date	Points
1.	John Caughran	vs. California	1/31/72	47
2.	Freeman Williams	vs. Portland State	2/15/77	46
3.	Stan Mayhew	at Weber State	1/18/77	45
4.	Scott Brooks	at UC Irvine	1/8/87	43
5.	Kelvin Upshaw	at Utah	11/24/84	41
	Ernie Losch	at New Orleans	1/6/73	41
7.	Kevin Magee	at UC Irvine	2/7/81	40
	Greg Williams	at Seattle	2/13/71	40
	Mervin Jackson	at Utah	2/3/68	40
10.	Michael Smith	at Brigham Young	12/19/87	39
	Danny Ainge	at Brigham Young	12/27/80	39
	Michael Newlin	at Utah	1/9/69	39

OPPONENT REBOUNDS

	Opponent	School	Date	Rebounds
1.	Keith Swagerty	vs. Pacific	12/7/64	29
2.	Gordon Stiler	vs. American	1/4/68	23
3.	Armon Gilliam	at UNLV	1/2/86	22
	Kevin Magee	at UC Irvine	2/7/81	22
	Jimmie Watts	at Weber State	2/27/74	22
	Michael Sojourner	at Utah	1/18/73	22
	Steve Davidson	at West Texas State	2/24/72	22
	Milton Adams	at Portland	1/27/72	22
9.	Calvin Roberts	at CS Fullerton	2/9/80	21
	Danny Vranes	at Utah	12/4/79	21

OPPONENT ASSISTS

	Opponent	School	Date	Asts.
1.	Chris Herren	at Fresno State	12/10/98	15
	Danny Tarkanian	at UNLV	2/19/83	15
3.	Leon Wood	at CS Fullerton	2/26/83	14
	Scott Martin	at Utah	12/16/80	14
	Jeff Jonas	at Utah	1/4/75	14
6.	Scott Sinek	at Brigham Young	12/26/81	13
	Jeff Jonas	at Utah	1/1/77	13

OPPONENT BLOCKS

	Opponent	School	Date	Blks.
1.	Joe Vogel	at Colorado State	12/3/93	7
2.	JaVale McGee	at Nevada	2/11/08	6
	Vic Trierweiler	at Pacific	1/7/95	6
	Terrance O'Kelley	vs. Long Beach State	2/17/94	6
	Greg Kite	at Brigham Young	12/27/80	6
	Edgar Johns	at Nevada	1/20/78	6

OPPONENT STEALS

	Opponent	School	Date	Stls.
1.	Jeff Trepagnier	vs. Southern Cal	11/24/99	10
2.	Tony Amundsen	at Pacific	1/23/93	8
3.	Greg Anthony	vs. UNLV	3/1/90	7
	Derrick Gathers	vs. CS Northridge	12/2/89	7
	Jason Works	at UC Irvine	2/7/81	7
6.	Riley Luettgerodt	at Hawai'i	2/16/08	6
	Davin White	at CS Northridge	2/12/04	6
	Ethan O'Bryant	vs. Nevada	3/5/94	6
	Dexter Boney	vs. UNLV	3/12/93	6
	Walsh Jordan	vs. Pacific	1/17/91	6
	Nathan Call	at Brigham Young	11/24/90	6
	Mario Gaines	at UC Santa Barbara	2/11/82	6

QUICK FACTS

OUTLOOK

AGGIE BIOS

COACHES

OPPONENTS

SEASON REVIEW

RECORDS

UNIVERSITY

QUICK FACTS

OUTLOOK

AGGIE BIOS

COACHES

OPPONENTS

SEASON REVIEW

RECORDS

UNIVERSITY

POINTS

Name	Years	Points
1. Jaycee Carroll	2004-05	470
2. Koby McEwen	2016-17	462
3. Greg Grant*	1982-83	427
4. Neemias Queta	2018-19	414
5. David Collette*	2014-15	397
6. Tai Wesley*	2007-08	348
7. Tony Brown	1998-99	307
Kendall Youngblood	1988-89	307
9 Brock Miller*	2018-19	284
10. Sam Merrill	2016-17	282

POINTS PER GAME

Name	Years	Avg.
1. Koby McEwen	2016-17	14.9
2. Jaycee Carroll	2004-05	14.7
Greg Grant*	1982-83	14.7
4. David Collette*	2014-15	12.8
5. Neemias Queta	2018-19	11.8
6. Tony Brown	1998-99	11.0
Kendall Youngblood	1988-89	11.0
8. Tai Wesley*	2007-08	9.9
9. Sam Merrill	2016-17	9.4
10. Rollie Worster	2020-21	9.1

REBOUNDS

Name	Years	Reb.
1. Neemias Queta	2018-19	312
2. Greg Grant*	1982-83	263
3. Tai Wesley*	2007-08	159
Koby McEwen	2016-17	159
5. David Collette*	2014-15	156
6. Jaycee Carroll	2004-05	138
7. Nathan Wickizer*	1992-93	131
8. Kendall Youngblood	1988-89	127
9. Ben Clifford*	2011-12	126
10. Bryon Ruffner	1990-91	124

REBOUNDS PER GAME

Name	Years	Avg.
1. Greg Grant*	1982-83	9.1
2. Neemias Queta	2018-19	8.9
3. Koby McEwen	2016-17	5.1
4. David Collette*	2014-15	5.0
5. Nathan Wickizer	1991-92	4.7
6. Tai Wesley*	2007-08	4.5
Kendall Youngblood	1988-89	4.5
8. Jaycee Carroll	2004-05	4.3
Bryon Ruffner	1990-91	4.3
10. Justin Bean*	2018-19	3.8
Jarobi Kemp	1993-94	3.8
Dean Hunger	1976-77	3.8

ASSISTS

Name	Years	Assists
1. Oscar Williams	1974-75	124
2. Kendall Youngblood	1988-89	105
3. Marcel Davis	2012-13	103
4. Sam Merrill	2016-17	98
5. Koby McEwen	2016-17	96
6. Rollie Worster	2020-21	92
7. Steven Ashworth	2020-21	76
8. Tai Wesley*	2007-08	73
9. Greg Grant*	1982-83	69
10. Albert Chappell	1988-89	59

ASSISTS PER GAME

Name	Years	Avg.
1. Oscar Williams	1974-75	4.8
2. Kendall Youngblood	1988-89	3.8
3. Rollie Worster	2020-21	3.5
4. Sam Merrill	2016-17	3.3
Marcel Davis	2012-13	3.3
6. Koby McEwen	2015-16	3.1
7. Steven Ashworth	2020-21	2.6
Albert Chappell	1988-89	2.6
9. Greg Grant	1982-83	2.4
10. Tai Wesley*	2007-08	2.1

ASSISTS-TO-TURNOVER RATIO (25 AST. MIN.)

Name	Year	A/T
1. Sam Merrill	2016-17	3.27
2. Steven Ashworth	2020-21	2.00
3. Jeff O. Anderson	1984-85	1.89
4. Quinn Taylor*	2015-16	1.73
5. James Walker III	2010-11	1.72
6. Tyler Newbold	2007-08	1.54
7. Marcel Davis	2012-13	1.51
8. Pooh Williams	2007-08	1.45
9. Rollie Worster	2020-21	1.44
10. Julion Pearre	2014-15	1.34

TURNOVERS

Name	Year	TO
1. Oscar Williams	1974-75	100
2. Kendal Youngblood	1988-89	92
3. Koby McEwen	2016-18	84
4. Neemias Queta	2018-19	81
5. Tai Wesley	2007-08	69
6. Marcel Davis	2012-13	68
7. Rollie Worster	2020-21	64
8. Greg Grant*	1982-83	62
9. Albert Chappell	1988-89	59
10. Jaycee Carroll	2004-05	52



Jaycee Carroll owns seven USU freshman records, including total points, FG made, FG attempted, 3-point FG made, 3-point percentage, games started and total minutes.

BLOCKS

Name	Years	Blk.
1. Neemias Queta	2018-19	84
2. David Collette*	2014-15	56
3. Nathan Wickizer*	1991-92	46
4. Tai Wesley*	2007-08	33
5. Gilbert Pete	1985-86	25
6. Ben Clifford*	2011-12	17
7. Elston Jones	2014-15	12
Bryon Ruffner	1990-91	12
9. Koby McEwen	2016-17	11
Brady Jardine	2008-09	11
Nate Harris*	2002-03	11

BLOCKS PER GAME

Name	Years	Avg.
1. Neemias Queta	2018-19	2.40
2. David Collette*	2014-15	1.81
3. Nathan Wickizer*	1991-92	1.64
4. Tai Wesley*	2007-08	0.94
5. Gilbert Pete	1985-86	0.93
6. Modou Niang	2007-08	0.56
7. Ben Clifford*	2011-12	0.47
8. Charlie Sager	1990-91	0.45
9. Elston Jones	2013-14	0.43
Bryon Ruffner	1990-91	0.43
Abie Ramirez*	1992-93	0.43

STEALS

Name	Year	Steals
1. Jarobi Kemp	1993-94	47
2. Albert Chappell	1988-89	45
3. Greg Grant*	1982-83	44
4. Sam Merrill	2016-17	29
Marcel Davis	2012-13	29
6. Jaycee Carroll	2004-05	28
Tony Brown	1998-99	28
8. David Collette*	2014-15	25
Tai Wesley*	2007-08	25
10. Rollie Worster	2020-21	24
Koby McEwen	2016-17	24

STEALS PER GAME

Name	Year	Avg.
1. Albert Chappell	1988-89	1.96
2. Jarobi Kemp	1993-94	1.74
3. Greg Grant*	1982-83	1.52
4. Tony Brown	1998-99	1.00
5. Sam Merrill	2016-17	0.97
6. Marcel Davis	2012-13	0.94
7. Rollie Worster	2020-21	0.92
8. Jaycee Carroll	2004-05	0.88
9. Kendall Youngblood	1988-89	0.82
10. David Collette*	2014-15	0.81

FIELD GOALS MADE

Name	Year	FG
1. Jaycee Carroll	2004-05	173
2. Greg Grant*	1982-83	170
3. Neemias Queta	2018-19	167
4. David Collette*	2014-15	163
5. Koby McEwen	2016-17	137
6. Tai Wesley*	2007-08	132
7. Kendall Youngblood	1988-89	120
8. Sam Merrill	2016-17	100
9. Tony Brown	1998-99	96
10. Brock Miller*	2018-19	95

FIELD GOALS ATTEMPTED

Name	Year	Att.
1. Jaycee Carroll	2004-05	331
2. Greg Grant*	1982-83	303
3. Koby McEwen	2016-17	297
4. David Collette*	2014-15	276
5. Neemias Queta	2018-19	272
6. Brock Miller*	2018-19	261
7. Tony Brown	1998-99	237
8. Kendall Youngblood	1988-89	223
9. Sam Merrill	2016-17	222
10. Rollie Worster	2020-21	212

FG PCT. (MIN. 5 ATT. PER GAME)

Name	Year	Pct.
1. Tai Wesley*	2007-08	.635
2. Neemias Queta	2018-19	.614
3. David Collette*	2014-15	.591
4. Greg Grant*	1982-83	.561
5. Kendall Youngblood	1988-89	.538
6. Jaycee Carroll	2004-05	.523
7. Dean Hunger	1976-77	.507
8. Bryon Ruffner	1990-91	.483
9. Koby McEwen	2016-17	.461
10. Sam Merrill	2016-17	.450

THREE-POINT FIELD GOALS MADE

Name	Year	FG
1. Jaycee Carroll	2004-05	79
2. Brock Miller*	2018-19	70
3. Koby McEwen	2016-17	58
4. Tony Brown	1998-99	57
5. Sam Merrill	2016-17	46
6. Daron Henson*	2017-18	38
7. Julion Pearre	2014-15	36
8. Tyler Newbold	2007-08	34
9. Steven Ashworth	2020-21	31
10. Jaxon Myaer*	2008-09	23

THREE-POINT FIELD GOALS ATTEMPTED

Name	Year	Att.
1. Brock Miller*	2018-19	198
2. Tony Brown	1998-99	157
3. Koby McEwen	2016-17	138
4. Jaycee Carroll	2004-05	126
5. Julion Pearre	2014-15	105
6. Sam Merrill	2016-17	102
7. Daron Henson*	2017-18	99
8. Steven Ashworth	2020-21	85
9. Rollie Worster	2020-21	81
10. Marcel Davis	2012-13	67

THREE-POINT PCT. (1 MADE PER GAME)

Name	Year	Pct.
1. Jaycee Carroll	2004-05	.476
2. Sam Merrill	2016-17	.451
3. Koby McEwen	2016-17	.420
4. Daron Henson*	2017-18	.384
5. Steven Ashworth	2020-21	.365
6. Brock Miller*	2018-19	.354
7. Julion Pearre	2014-15	.343

FREE THROWS MADE

Name	Year	FT
1. Koby McEwen	2016-17	130
2. Greg Grant*	1982-83	87
3. Tai Wesley*	2007-08	83
4. Jarobi Kemp	1993-94	81
5. Neemias Queta	2018-19	78
6. Bryon Ruffner	1990-91	72
7. David Collette*	2014-15	69
8. Kendall Youngblood	1988-89	63
9. Tony Brown	1998-99	58
Danny Conway*	1985-86	58



Greg Grant set USU freshman records in total rebounds (263), rebounds per game (9.1) and minutes per game (32.2).

FREE THROWS ATTEMPTED

Name	Year	Att.
1. Koby McEwen	2016-17	179
2. Neemias Queta	2018-19	138
2. Greg Grant*	1982-83	121
3. David Collette*	2014-15	116
4. Tai Wesley*	2007-08	115
5. Jarobi Kemp	1993-94	97
6. Kendall Youngblood	1988-89	91
7. Bryon Ruffner	1990-91	86
8. Danny Conway*	1985-86	80
9. Nathan Wickizer*	1991-92	77

FT PCT. (2 MADE PER GAME)

Name	Year	Pct.
1. Tony Brown	1998-99	.921
2. Bryon Ruffner	1990-91	.837
3. Jarobi Kemp	1993-94	.835
4. Nathan Wickizer*	1991-92	.740
5. Koby McEwen	2016-17	.726
6. Danny Conway*	1985-86	.725
7. Tai Wesley*	2007-08	.722
8. Greg Grant*	1982-83	.719
9. Kendall Youngblood	1988-89	.692
10. David Collette*	2014-16	.595

GAMES PLAYED

Name	Year	Games
1. Ben Clifford*	2011-12	36
2. Neemias Queta	2018-19	35
Brock Miller*	2018-19	35
Tyler Newbold	2007-08	35
Tai Wesley*	2007-08	35
6. Jordan Stone	2011-12	34
Thomas Vincent	2000-01	34
8. Daron Henson*	2017-18	33
Nate Harris*	2002-03	33
10. Sean Bairstow	2019-20	32
Jalen Moore	2013-14	32
Jaxon Myaer*	2008-09	32
Jaycee Carroll	2004-05	32

GAMES STARTED

Name	Year	Games
1. Neemias Queta	2018-19	35
Brock Miller*	2018-19	35
3. Jaycee Carroll	2004-05	31
David Collette*	2014-15	31
5. Koby McEwen	2016-17	30
6. Greg Grant*	1982-83	29
7. Kendall Youngblood	1988-89	27
8. Rollie Worster	2020-21	25
Marcel Davis	2012-13	25
Tyler Newbold	2007-08	25

MINUTES

Name	Year	Min.
1. Jaycee Carroll	2004-05	972
2. Koby McEwen	2016-17	969
3. Neemias Queta	2018-19	949
4. Greg Grant*	1982-83	934
5. Brock Miller*	2018-19	914
6. Marcel Davis	2012-13	846
7. Kendall Youngblood	1988-89	823
8. Sam Merrill	2016-17	802
9. Tai Wesley*	2007-08	795
10. David Collette*	2014-15	792

MINUTES PER GAME

Name	Year	Avg.
1. Greg Grant*	1982-83	32.2
2. Koby McEwen	2016-17	31.3
3. Jaycee Carroll	2004-05	29.4
Kendall Youngblood	1988-89	29.4
5. Rollie Worster	2020-21	27.7
6. Marcel Davis	2012-13	27.3
7. Neemias Queta	2018-19	27.1
8. Sam Merrill	2016-17	26.7
9. Jarobi Kemp	1993-94	26.4
10. Brock Miller*	2018-19	26.1

* - Denotes redshirt freshman

PLEASE NOTE - Freshmen were a part of the freshmen team until the 1974-75 season when freshmen began to play with the varsity team.

QUICK FACTS

OUTLOOK

AGGIE BIOS

COACHES

OPPONENTS

SEASON REVIEW

RECORDS

UNIVERSITY

POINTS

Year	Player	G	FG	3FG	FT	Pts.	Avg.
1957-58	Bob Ipsen	24	154		124	432	18.0
1958-59	Bob Ipsen	26	221		127	569	21.9
1959-60	Cornell Green	29	225		165	615	21.2
1960-61	Cornell Green	26	188		154	530	20.4
1961-62	Cornell Green	29	259		227	745	25.7
1962-63	Wayne Estes	27	205		129	539	19.9
1963-64	Wayne Estes	29	309		203	821	28.3
1964-65	Wayne Estes	19	252		137	641	33.7
1965-66	Larry Angle	26	159		112	430	16.5
1966-67	Shaler Halimon	26	247		119	613	23.6
1967-68	Shaler Halimon	25	256		159	671	26.8
1968-69	Marvin Roberts	26	271		176	718	27.6
1969-70	Marvin Roberts	28	239		149	627	22.4
1970-71	Marvin Roberts	24	183		133	499	20.8
1971-72	Bob Lauriski	26	178		97	453	17.4
1972-73	Jim Boatwright	26	205		76	486	18.7
1973-74	Jim Boatwright	26	199		83	481	18.5
1974-75	Rich Haws	27	223		117	563	20.9
1975-76	Ed Gregg	26	256		67	579	22.3
1976-77	Mike Santos	27	197		97	491	18.2
1977-78	Mike Santos	28	204		104	512	18.3
1978-79	Keith McDonald	30	210		117	537	17.9
1979-80	Dean Hunger	27	214		133	561	20.8
1980-81	Brian Jackson	28	255		145	655	23.4
1981-82	Leo Cunningham	26	123		99	345	13.3
1982-83	Greg Grant	29	170	0	87	427	14.7
1983-84	Greg Grant	30	215	0	92	522	17.4
1984-85	Vince Washington	28	207	44	147	605	21.6
1985-86	Greg Grant	28	250	2	132	634	22.6
1986-87	Kevin Nixon	31	199	25	141	564	18.2
1987-88	Dan Conway	31	165	0	170	500	16.1
1988-89	Reid Newey	28	164	98	116	542	19.4
1989-90	Kendall Youngblood	30	167	4	124	462	15.4
1990-91	Kendall Youngblood	28	180	26	140	526	18.8
1991-92	Kendall Youngblood	28	162	35	120	479	17.1
1992-93	Jay Goodman	27	143	87	117	490	18.1
1993-94	Nate Wickizer	24	113	0	96	322	13.4
1994-95	Eric Franson	29	202	0	130	534	18.4
1995-96	Silas Mills	33	191	22	148	552	16.7
1996-97	Maurice Spillers	29	131	2	119	383	13.2
	Marcus Saxon	29	134	16	98	382	13.2
1997-98	Marcus Saxon	33	205	46	118	574	17.4
1998-99	Donnie Johnson	28	162	0	76	400	14.3
1999-00	Shawn Daniels	34	179	0	50	408	12.0
	Troy Rolle	34	136	54	82	408	12.0
2000-01	Shawn Daniels	34	167	0	67	401	11.8
2001-02	Desmond Penigar	31	203	24	102	532	17.2
2002-03	Desmond Penigar	33	192	29	106	519	15.7
2003-04	Cardell Butler	29	143	55	66	407	14.0
2004-05	Spencer Nelson	32	174	10	155	513	16.0
2005-06	Nate Harris	32	215	7	116	553	17.3
2006-07	Jaycee Carroll	35	256	83	151	746	21.3



Wayne Estes led Utah State in rebounding for two seasons, collecting 13.0 rpg in 1963-64 and 13.7 rpg in 1964-65.



Greg Grant led Utah State in scoring for three seasons, recording 14.7 ppg in 1982-83, 17.4 ppg in 1983-84 and 22.6 ppg in 1985-86.

2007-08	Jaycee Carroll	35	267	114	137	785	22.4
2008-09	Gary Wilkinson	35	213	6	166	598	17.1
2009-10	Tai Wesley	35	191	0	96	478	13.7
2010-11	Tai Wesley	34	176	5	145	502	14.8
2011-12	Preston Medlin	37	204	95	125	628	17.0
2012-13	Jarred Shaw	31	179	1	81	440	14.2
2013-14	Jarred Shaw	27	157	0	68	382	14.1
2014-15	Jalen Moore	31	157	45	111	470	15.2
2015-16	Jalen Moore	31	170	50	81	471	15.2
2016-17	Jalen Moore	31	181	63	101	526	17.0
2017-18	Sam Merrill	34	192	98	73	555	16.3
2018-19	Sam Merrill	35	228	86	189	731	20.9
2019-20	Sam Merrill	32	195	89	150	629	19.7
2020-21	Neemias Queta	29	167	0	99	433	14.9

REBOUNDS

Year	Player	G	Reb.	Avg.
1957-58	Harold Theus	24	245	10.2
1958-59	Jerry Schofield	26	333	12.8
1959-60	Not Available			
1960-61	Tyler Wilbon	26	345	13.3
1961-62	Cornell Green	29	342	11.8
1962-63	Troy Collier	27	297	11.0
1963-64	Wayne Estes	29	377	13.0
1964-65	Wayne Estes	19	260	13.7
1965-66	Alan Parrish	25	175	7.0
1966-67	Shaler Halimon	26	226	8.7
1967-68	Shaler Halimon	25	292	11.7
1968-69	Marvin Roberts	26	325	12.5
1969-70	Marvin Roberts	28	388	13.9
1970-71	Marvin Roberts	24	284	11.8
1971-72	Bob Lauriski	26	271	10.4
1972-73	Bob Lauriski	26	238	9.2
1973-74	Jimmy Moore	26	241	9.3
1974-75	Jimmy Moore	27	245	9.1
1975-76	Ed Gregg	26	305	11.7
1976-77	Mike Santos	27	306	11.3
1977-78	Mike Santos	28	245	8.8
1978-79	Brian Jackson	30	248	8.3
1979-80	Dean Hunger	27	231	8.6
1980-81	Brian Jackson	28	248	8.9
1981-82	Leo Cunningham	26	257	9.9
1982-83	Greg Grant	29	263	9.1
1983-84	Greg Grant	30	236	7.9
1984-85	Greg Grant	28	266	9.5
1985-86	Greg Grant	28	238	8.5
1986-87	Dan Conway	31	204	6.6
1987-88	Dan Conway	31	175	5.6
1988-89	Darrel White	27	130	4.8
1989-90	Randy Funk	30	195	6.5
1990-91	Kendall Youngblood	28	183	6.5
1991-92	Kendall Youngblood	28	216	7.7
1992-93	Rod Hay	27	212	7.9
1993-94	Eric Franson	27	247	9.1
1994-95	Eric Franson	29	283	9.8



Kevin Nixon led Utah State in assists for three seasons, averaging 3.9 apg in 1985-86, 3.7 apg in 1986-87 and 5.9 apg in 1987-88.

1995-96	Eric Franson	33	282	8.5
1996-97	Maurice Spillers	29	242	8.3
1997-98	Donnie Johnson	33	249	7.5
1998-99	Donnie Johnson	28	231	8.3
1999-00	Shawn Daniels	34	267	7.9
2000-01	Shawn Daniels	34	230	6.8
2001-02	Desmond Penigar	31	214	6.9
2002-03	Spencer Nelson	33	244	7.4
2003-04	Spencer Nelson	27	210	7.8
2004-05	Spencer Nelson	32	253	7.9
2005-06	Nate Harris	32	247	7.7
2006-07	Jaycee Carroll	35	220	6.3
2007-08	Gary Wilkinson	35	246	7.0
2008-09	Gary Wilkinson	35	238	6.8
2009-10	Tai Wesley	35	232	6.6
2010-11	Tai Wesley	34	271	8.0
2011-12	Morgan Grim	37	225	6.1
2012-13	Jarred Shaw	31	261	8.4
2013-14	Jarred Shaw	27	223	8.8
2014-15	Jalen Moore	31	209	6.7
2015-16	Jalen Moore	31	187	6.0
2016-17	Jalen Moore	31	172	5.5
2017-18	Koby McEwen	30	163	5.4
2018-19	Neemias Queta	35	312	8.9
2019-20	Justin Bean	34	356	10.5
2020-21	Neemias Queta	29	294	10.1

ASSISTS

Year	Player	G	Ast.	Avg.
1966-67	Les Powell	26	91	3.5
1967-68	Not Available			
1968-69	Paul Jeppeson	26	76	2.9
1969-70	Paul Jeppeson	29	115	4.0
1970-71	Marvin Roberts	24	84	3.5
	Jeff Tebbs	23	84	3.7
1971-72	Jeff Tebbs	26	112	4.3
1972-73	Ken Thompson	26	139	5.3
1973-74	Blair Reed	26	83	3.2
1974-75	Oscar Williams	26	124	4.8
1975-76	Blair Reed	25	99	4.0
1976-77	Oscar Williams	24	185	7.7
1977-78	Oscar Williams	28	168	6.0
1978-79	Rawlee Perkins	30	104	3.5
1979-80	Rich McElrath	27	172	6.4
1980-81	Lance Washington	27	81	3.0
1981-82	Larry Bergeson	27	118	4.8
1982-83	Lance Washington	29	138	4.8
1983-84	Vince Washington	30	100	3.3
1984-85	Jeff J. Anderson	28	115	4.1
1985-86	Kevin Nixon	28	110	3.9
1986-87	Kevin Nixon	31	116	3.7
1987-88	Kevin Nixon	31	182	5.9
1988-89	Kendall Youngblood	28	122	4.4
1989-90	Allen Gordon	28	121	4.3
1990-91	Allen Gordon	28	130	4.6

1991-92	Malloy Nesmith	28	134	4.8
1992-93	Jay Goodman	27	185	6.9
1993-94	Roddie Anderson	27	86	3.2
1994-95	Roddie Anderson	29	105	3.6
1995-96	Duane Rogers	32	166	5.2
1996-97	Marcus Saxon	29	134	4.6
1997-98	Marcus Saxon	33	135	4.1
1998-99	Rashad Elliott	26	124	4.8
1999-00	Bernard Rock	34	148	4.4
2000-01	Bernard Rock	34	140	4.1
2001-02	Tony Brown	31	149	4.8
2002-03	Mark Brown	33	149	4.5
2003-04	Mark Brown	29	141	4.9
2004-05	Spencer Nelson	32	152	4.8
2005-06	David Pak	32	147	4.6
2006-07	Kris Clark	35	146	4.2
2007-08	Kris Clark	35	224	6.4
2008-09	Jared Quayle	35	131	3.7
2009-10	Jared Quayle	35	144	4.1
2010-11	Brockeith Pane	34	116	3.4
2011-12	Brockeith Pane	37	159	4.3
2012-13	Marcel Davis	31	103	3.3
2013-14	Preston Medlin	32	132	4.1
2014-15	Darius Perkins	31	101	3.3
2015-16	Shane Rector	31	101	3.3
2016-17	Sam Merrill	30	98	3.3
2017-18	Sam Merrill	34	107	3.1
2018-19	Sam Merrill	35	147	4.2
2019-20	Sam Merrill	32	125	3.9
2020-21	Rollie Worster	26	92	3.5

BLOCKS

Year	Player	G	Blk.	Avg.
1984-85	Greg Grant	28	36	1.3
1985-86	Greg Grant	28	27	1.0
	Gilbert Pete	27	27	1.0
1986-87	Gilbert Pete	31	58	1.9
1987-88	Gilbert Pete	32	31	1.0
1988-89	Gilbert Pete	28	39	1.4
1989-90	Jeff Parris	30	34	1.1
1990-91	Randy Funk	28	18	0.6
1991-92	Nathan Wickizer	28	46	1.6
1992-93	Nathan Wickizer	27	47	1.7
1993-94	Nathan Wickizer	24	43	1.8
1994-95	Eric Franson	29	22	0.8
1995-96	Silas Mills	33	25	0.8
1996-97	Kevin Rice	29	9	0.3
1997-98	Donnie Johnson	33	22	0.7
1998-99	Donnie Johnson	28	31	1.1
1999-00	Shawn Daniels	34	58	1.7
2000-01	Shawn Daniels	34	59	1.7
2001-02	Jeremy Vague	31	32	1.0
2002-03	Spencer Nelson	33	20	0.6
2003-04	Nate Harris	29	27	0.9
2004-05	Cass Matheus	32	22	0.7
2005-06	Cass Matheus	32	41	1.3
2006-07	Chaz Spicer	34	20	0.6
2007-08	Tai Wesley	35	33	0.9
2008-09	Tai Wesley	35	29	0.8
2009-10	Tai Wesley	35	46	1.3
2010-11	Tai Wesley	34	36	1.0
2011-12	Kyisean Reed	36	41	1.1
2012-13	Jarred Shaw	31	30	1.0
2013-14	Kyle Davis	29	39	1.3
2014-15	David Collette	31	56	1.8
2015-16	Elston Jones	31	20	0.6
2016-17	Alex Dargent	31	34	1.1
2017-18	Quinn Taylor	33	24	0.7
2018-19	Neemias Queta	35	84	2.4
2019-20	Neemias Queta	22	38	1.7
2020-21	Neemias Queta	29	97	3.3

QUICK FACTS

OUTLOOK

AGGIE BIOS

COACHES

OPPONENTS

SEASON REVIEW

RECORDS

UNIVERSITY

QUICK FACTS

OUTLOOK

AGGIE BIOS

COACHES

OPONENTS

SEASON REVIEW

RECORDS

UNIVERSITY



Jay Goodman led Utah State in steals for three seasons, including 2.1 spg in 1990-91, 1.8 spg in 1991-92 and 3.8 spg in 1992-93.

STEALS

Year	Player	G	Stl.	Avg.
1979-80	Rich McElrath	27	71	2.6
1980-81	Three players	28	34	1.2
1981-82	Larry Bergeson	27	27	1.0
1982-83	Lance Washington	29	51	1.8
1983-84	Greg Grant	30	57	1.9
1984-85	Greg Grant	28	59	2.1
1985-86	Greg Grant	28	66	2.4
1986-87	Kevin Nixon	31	55	1.8
1987-88	Kevin Nixon	31	78	2.5
1988-89	Albert Chappell	23	49	2.1
1989-90	Allen Gordon	28	51	1.8
1990-91	Jay Goodman	25	52	2.1
1991-92	Jay Goodman	28	51	1.8
1992-93	Jay Goodman	27	102	3.8
1993-94	Jarobi Kemp	27	47	1.7
1994-95	Silas Mills	27	45	1.7
1995-96	Silas Mills	33	53	1.6
1996-97	Kevin Rice	29	42	1.4
1997-98	Kevin Rice	33	55	1.7
1998-99	Tyrone Allick	28	31	1.1
1999-00	Bernard Rock	34	51	1.5
2000-01	Curtis Bobb	34	43	1.3
2001-02	Tony Brown	31	51	1.6
2002-03	Mark Brown	33	43	1.3
2003-04	Mark Brown	29	31	1.1
2004-05	Spencer Nelson	32	37	1.2
2005-06	Jaycee Carroll	32	31	0.9
	David Pak	32	31	0.9
2006-07	Chris Session	35	36	1.0
2007-08	Kris Clark	35	35	1.0
2008-09	Jared Quayle	35	50	1.4
2009-10	Jared Quayle	35	39	1.1
2010-11	Brockeith Pane	34	31	0.9
2011-12	Brockeith Pane	37	27	0.7
2012-13	Marcel Davis	31	29	0.9
2013-14	Spencer Butterfield	32	19	0.6
2014-15	David Collette	31	25	0.8
2015-16	Shane Rector	31	38	1.2
2016-17	Shane Rector	28	29	1.0
2017-18	Sam Merrill	34	35	1.0
2018-19	Sam Merrill	35	37	1.1
	Diogo Brito	35	37	1.1
2019-20	Justin Bean	34	51	1.5
2020-21	Justin Bean	29	38	1.3

FIELD GOAL PERCENTAGE (MIN. 3 MADE PER GAME)

Year	Player	G	FGM	FGA	Pct.
1957-58	Bob Ipsen	24	154	368	.418
1958-59	Bob Ipsen	26	221	483	.458
1959-60	Cornell Green	29	225	460	.489
1960-61	Cornell Green	26	188	438	.429
1961-62	Cornell Green	29	259	542	.478
1962-63	Troy Collier	27	200	379	.528
1963-64	Troy Collier	29	240	448	.536
1964-65	Wayne Estes	19	252	518	.486

1965-66	Les Powell	26	93	196	.474
1966-67	Les Powell	26	115	196	.587
1967-68	Jimmy Smith	25	229	501	.457
1968-69	Marvin Roberts	26	271	564	.480
1969-70	Tim Tollestrup	29	116	220	.527
1970-71	Lafayette Love	26	101	190	.532
1971-72	Jim Boatwright	26	106	206	.515
1972-73	Ken Thompson	26	120	216	.556
1973-74	Jim Boatwright	26	199	379	.525
1974-75	Blair Reed	27	127	238	.534
1975-76	Ed Gregg	26	256	476	.538
1976-77	Mike Santos	27	197	370	.532
1977-78	Mike Santos	28	204	343	.595
1978-79	Dean Hunger	29	165	290	.569
1979-80	Dean Hunger	27	214	353	.606
1980-81	Haakon Austefjord	28	80	151	.530
1981-82	Larry Bergeson	27	110	215	.512
1982-83	Greg Grant	29	170	303	.561
1983-84	Greg Grant	30	215	396	.543
1984-85	Greg Grant	28	217	405	.536
1985-86	Greg Grant	28	250	500	.500
1986-87	Dan Conway	31	160	300	.533
1987-88	Greg Houskeeper	31	118	199	.593
1988-89	Greg Houskeeper	28	96	145	.662
1989-90	Randy Funk	30	132	237	.557
1990-91	Randy Funk	28	113	196	.577
1991-92	Carlito DaSilva	27	123	282	.436
1992-93	Nate Wickizer	27	117	199	.588
1993-94	Nate Wickizer	24	113	203	.557
1994-95	Eric Franson	29	202	355	.569
1995-96	Eric Franson	33	193	371	.520
1996-97	Antwan Smith	29	108	164	.659
1997-98	Donnie Johnson	33	131	240	.546
1998-99	Donnie Johnson	28	162	279	.581
1999-00	Shawn Daniels	34	179	308	.581
2000-01	Shawn Daniels	34	167	290	.576
2001-02	Jeremy Vague	31	111	192	.578
2002-03	Spencer Nelson	33	115	176	.653
2003-04	Nate Harris	29	134	198	.677
2004-05	Nate Harris	32	172	264	.652
2005-06	Nate Harris	32	215	346	.621
2006-07	Stephen DuCharme	35	151	278	.543
2007-08	Tai Wesley	35	132	208	.635
2008-09	Tai Wesley	35	158	267	.592
2009-10	Tai Wesley	35	191	333	.574
2010-11	Tai Wesley	34	176	294	.599
2011-12	Kyisean Reed	37	135	220	.614
2012-13	Kyisean Reed	16	71	122	.582
2013-14	Kyle Davis	29	89	177	.503
2014-15	David Collette	31	163	276	.591
2015-16	Chris Smith	31	161	326	.494
2016-17	Norbert Janicek	31	91	157	.580
2017-18	Quinn Taylor	33	92	152	.605
2018-19	Neemias Queeta	35	167	272	.614
2019-20	Neemias Queta	22	108	173	.624
2020-21	Neemias Queta	29	167	299	.559



Tai Wesley led Utah State in field goal percentage four consecutive seasons, shooting 63.5 percent in 2007-08, 59.2 percent in 2008-09, 57.4 percent in 2009-10 and 59.9 percent in 2010-11.



YEAR-BY-YEAR LEADERS



THREE-POINT FIELD GOALS

Year	Player	G	3FG	Avg.
1982-83	Chris McMullin	29	16	0.6
1984-85	Vince Washington	28	44	1.6
1985-86	Bill Floyd	28	16	0.6
1986-87	Reid Newey	31	75	2.4
1987-88	Reid Newey	31	64	2.1
1988-89	Reid Newey	28	98	3.5
1989-90	Matt Barnes	28	26	0.9
1990-91	Jay Goodman	25	66	2.6
1991-92	Jay Goodman	28	56	2.0
1992-93	Jay Goodman	27	87	3.2
1993-94	Corwin Woodard	27	21	0.8
1994-95	Corwin Woodard	27	60	2.2
1995-96	Justin Jones	33	77	2.3
1996-97	Justin Jones	29	46	1.6
1997-98	Justin Jones	33	60	1.8
1998-99	Troy Rolle	28	58	2.1
1999-00	Tony Brown	34	71	2.1
2000-01	Tony Brown	34	80	2.3
2001-02	Tony Brown	31	75	2.4
2002-03	Ronnie Ross	31	37	1.2
2003-04	Cardell Butler	29	55	1.9
2004-05	Jaycee Carroll	32	79	2.5
2005-06	Jaycee Carroll	32	93	2.9
2006-07	Jaycee Carroll	35	83	2.4
2007-08	Jaycee Carroll	35	114	3.3
2008-09	Tyler Newbold	35	60	1.7
2009-10	Jared Quayle	35	69	2.0
2010-11	Brian Green	34	76	2.2
2011-12	Preston Medlin	37	95	2.7
2012-13	Spencer Butterfield	29	48	1.7
2013-14	Preston Medlin	32	70	2.2
2014-15	Chris Smith	31	63	2.0
2015-16	Chris Smith	31	63	2.0
2016-17	Jalen Moore	31	63	2.0
2017-18	Sam Merrill	34	98	2.9
2018-19	Sam Merrill	35	86	2.5
2019-20	Sam Merrill	32	89	2.8
2020-21	Brock Miller	27	57	2.1

THREE-POINT FIELD GOAL PERCENTAGE (MIN. 1 ATT. PER GAME)

Year	Player	G	3FG	Ath.	Pct.
1982-83	Chris McMullin	29	16	33	.485
1984-85	Vince Washington	28	44	107	.411
1985-86	Bill Floyd	28	16	46	.348
1986-87	Kevin Nixon	31	25	59	.424
1987-88	Jeff O. Anderson	31	37	82	.451
1988-89	Reid Newey	28	98	224	.438
1989-90	Rich Jardine	30	16	45	.356
1990-91	Jay Goodman	25	66	191	.346
1991-92	Kendall Youngblood	28	35	84	.417
1992-93	Jay Goodman	27	87	223	.390
1993-94	Corwin Woodard	27	21	72	.292
1994-95	Roddie Anderson	29	15	35	.429
1995-96	Justin Jones	33	77	165	.467
1996-97	Justin Jones	29	46	122	.377
1997-98	Justin Jones	33	60	121	.496
1998-99	Tony Brown	28	57	157	.363
1999-00	Tony Brown	34	71	162	.438
2000-01	Tony Brown	34	80	195	.410
2001-02	Tony Brown	31	75	172	.436
2002-03	Desmond Penigar	33	29	80	.363
2003-04	Mark Brown	29	36	82	.439
2004-05	Jaycee Carroll	32	79	166	.476
2005-06	Jaycee Carroll	32	93	206	.451
2006-07	Jaycee Carroll	35	83	192	.432
2007-08	Tyler Newbold	35	34	66	.515
2008-09	Stavon Williams	34	46	108	.426
2009-10	Brian Green	35	53	106	.500
2010-11	Brian Green	34	76	162	.469
2011-12	Preston Medlin	37	95	222	.428
2012-13	Spencer Butterfield	29	48	113	.425
2013-14	Spencer Butterfield	32	69	150	.460
2014-15	Chris Smith	31	63	133	.474
2015-16	Chris Smith	31	63	140	.450
2016-17	Sam Merrill	30	46	102	.451
2017-18	Sam Merrill	34	98	211	.464
2018-19	Abel Porter	35	30	74	.405

2019-20	Sam Merrill	32	89	217	.410
2020-21	Sean Bairstow	25	10	26	.385

FREE THROW PERCENTAGE (MIN. 2 MADE PER GAME)

Year	Player	G	FTM	FTA	Pct.
1957-58	Sam Haggerty	20	42	54	.778
1958-59	Max Perry	26	67	89	.753
1959-60	Not Available				
1960-61	Max Perry	26	69	99	.697
1961-62	Cornell Green	29	227	324	.701
1962-63	Wayne Estes	27	129	154	.838
1963-64	Wayne Estes	29	203	238	.853
1964-65	Wayne Estes	19	137	156	.878
1965-66	Larry Angle	26	112	134	.836
1966-67	Les Powell	26	82	106	.774
1967-68	Paul Jeppeson	25	64	82	.780
1968-69	Marvin Roberts	26	176	255	.690
1969-70	Jeff Tebbs	28	59	77	.766
1970-71	Ron Hatch	26	78	98	.796
1971-72	Ron Hatch	26	75	95	.789
1972-73	Bob Lauriski	26	74	85	.871
1973-74	Jim Boatwright	26	83	103	.806
1974-75	Jimmy Moore	27	70	92	.761
1975-76	Ed Gregg	26	67	98	.684
1976-77	Oscar Williams	24	48	65	.738
1977-78	Keith McDonald	28	86	106	.811
1978-79	Dean Hunger	29	109	139	.784
1979-80	Rich McElrath	27	128	151	.848
1980-81	Brian Jackson	28	145	175	.829
1981-82	Haakon Austefjord	27	92	137	.672
1982-83	Ron Ence	29	106	137	.774
1983-84	Vince Washington	30	132	157	.841
1984-85	Vince Washington	28	147	171	.860
1985-86	Jeff O. Anderson	28	71	91	.780
1986-87	Reid Newey	31	89	118	.754
1987-88	Dan Conway	31	170	221	.769
1988-89	Reid Newey	28	116	144	.806
1989-90	Kendall Youngblood	30	124	159	.780
1990-91	Bryon Ruffner	28	72	86	.837
1991-92	Jay Goodman	28	82	92	.891
1992-93	Jay Goodman	27	117	137	.854
1993-94	Jarobi Kemp	27	81	97	.835
1994-95	Corwin Woodard	27	75	98	.765
1995-96	Jon Wickizer	33	78	97	.804
1996-97	Kevin Rice	29	102	139	.734
1997-98	Marcus Saxon	33	118	150	.787
1998-99	Tony Brown	28	58	63	.921
1999-00	Troy Rolle	34	82	102	.804
2000-01	Tony Brown	34	75	89	.843
2001-02	Tony Brown	31	84	98	.857
2002-03	Mark Brown	33	74	87	.851
2003-04	Cardell Butler	29	66	75	.880
2004-05	Spencer Nelson	32	155	197	.787
2005-06	Nate Harris	32	116	156	.744
2006-07	Jaycee Carroll	25	151	170	.888
2007-08	Jaycee Carroll	35	137	149	.919
2008-09	Gary Wilkinson	35	166	201	.826
2009-10	Jared Quayle	35	82	91	.901
2010-11	Brock Keith Pane	34	138	172	.802
2011-12	Preston Medlin	37	125	156	.801
2012-13	Spencer Butterfield	29	66	79	.835
2013-14	Jarred Shaw	27	68	87	.782
2014-15	Chris Smith	31	72	94	.766
2015-16	Shane Rector	31	65	86	.756
2016-17	Jalen Moore	31	101	128	.789
2017-18	Sam Merrill	34	73	86	.849
2018-19	Sam Merrill	35	189	208	.909
2019-20	Sam Merrill	32	150	168	.893
2020-21	Justin Bean	29	58	70	.829

QUICK FACTS

OUTLOOK

AGGIE BIOS

COACHES

OPPONENTS

SEASON REVIEW

RECORDS

UNIVERSITY



YEAR-BY-YEAR STATS



	Year	GP	FG	Pct.	3FG	Pct.	Offensive Statistics					Avg.	Reb.	Avg.	Ast	TO	Blk	Stl.
							FT	Pct.	Pts.									
QUICK FACTS	1957-58	24	576-1634	.353	—	—	367-583	.630	1519			63.3	947	39.5	—	—	—	—
	1958-59	26	782-1837	.426	—	—	401-615	.652	1965			75.6	1381	53.1	—	—	—	—
	1959-60	29	875-2073	.422	—	—	501-746	.672	2251			77.6	1618	55.8	—	—	—	—
	1960-61	26	727-1842	.394	—	—	427-671	.621	1879			72.3	1354	52.0	—	—	—	—
	1961-62	29	829-1961	.422	—	—	541-827	.654	2202			75.9	1511	52.1	—	—	—	—
OUTLOOK	1962-63	27	802-1802	.445	—	—	459-653	.702	2063			76.4	1323	49.0	—	—	—	—
	1963-64	29	977-2160	.452	—	—	573-775	.739	2527			87.1	1445	49.8	—	—	—	—
	1964-65	25	862-2042	.422	—	—	412-567	.727	2136			85.4	1304	52.2	—	—	—	—
	1965-66	26	841-1884	.446	—	—	471-700	.673	2153			82.8	1268	48.8	—	—	—	—
	1966-67	28	904-1995	.453	—	—	479-699	.685	2287			81.7	1343	48.0	—	—	—	—
AGGIE BIOS	1967-68	25	851-1933	.440	—	—	496-743	.668	2198			87.9	1333	53.3	—	—	—	—
	1968-69	26	821-1843	.445	—	—	494-770	.642	2136			82.2	1314	50.5	—	—	—	—
	1969-70	29	1008-2153	.470	—	—	603-825	.730	2619			90.3	1566	54.0	—	—	—	—
	1970-71	27	884-1859	.470	—	—	557-776	.720	2325			86.0	1324	49.0	—	—	—	—
	1971-72	26	858-1886	.455	—	—	431-600	.718	2147			82.6	1182	45.5	—	—	—	—
COACHES	1972-73	26	918-1860	.49.0	—	—	362-490	.740	2198			84.5	1143	43.9	—	—	—	—
	1973-74	26	877-1795	.489	—	—	391-546	.716	2145			82.5	1198	46.2	—	—	—	—
	1974-75	27	951-1899	.501	—	—	391-548	.714	2293			84.9	1183	43.8	—	—	—	—
	1975-76	26	841-1852	.454	—	—	267-400	.668	1949			75.0	1087	41.8	—	—	—	—
	1976-77	27	918-1904	.482	—	—	350-517	.677	2186			80.1	1184	43.9	470	467	—	—
OPONENTS	1977-78	28	926-1813	.511	—	—	438-618	.709	2290			81.8	1250	44.6	467	467	—	—
	1978-79	30	929-1823	.510	—	—	482-675	.714	2340			78.0	1092	36.4	472	493	—	—
	1979-80	27	862-1678	.514	—	—	605-794	.762	2329			86.3	965	35.4	402	438	—	199
	1980-81	28	896-1891	.474	—	—	438-673	.718	2275			81.3	1064	38.0	313	383	—	166
	1981-82	27	693-1598	.434	—	—	432-649	.666	1820			67.4	997	36.9	383	502	—	115
SEASON REVIEW	1982-83	29	872-1649	.529	46-125	.368	521-742	.710	2218			76.5	1043	36.0	446	469	—	210
	1983-84	30	894-1735	.515	—	—	527-744	.708	2314			77.1	951	31.7	495	446	—	225
	1984-85	28	865-1769	.489	73-197	.371	562-773	.727	2365			84.5	1072	38.3	456	420	97	195
	1985-86	28	784-1723	.455	50-151	.331	533-730	.730	2151			76.8	997	35.6	452	478	100	217
	1986-87	31	877-1907	.460	150-386	.389	662-928	.713	2566			82.8	1149	37.1	421	506	99	221
RECORDS	1987-88	31	902-1807	.499	130-324	.401	658-926	.711	2592			83.6	1136	36.6	501	495	84	196
	1988-89	28	760-1585	.479	118-294	.401	511-691	.740	2164			77.3	1018	36.4	457	526	106	214
	1989-90	30	803-1731	.463	87-262	.332	581-817	.711	2276			75.9	1084	36.1	483	509	139	227
	1990-91	28	792-1748	.453	134-358	.374	559-787	.710	2277			81.3	1003	35.8	487	462	104	217
	1991-92	28	737-1737	.424	118-349	.338	569-780	.729	2161			77.2	1112	39.7	422	446	130	225
UNIVERSITY	1992-93	27	711-1618	.439	155-422	.367	516-726	.711	2093			77.5	1019	37.7	423	461	99	212
	1993-94	27	648-1416	.458	55-216	.255	511-728	.702	1862			70.0	1038	38.4	352	418	66	151
	1994-95	29	831-1650	.504	122-351	.348	499-773	.646	2283			78.7	1187	40.9	454	481	80	200
	1995-96	33	810-1717	.472	135-386	.350	591-884	.669	2346			71.1	1302	39.5	491	545	65	195
	1996-97	29	695-1451	.479	106-318	.333	494-724	.682	1990			68.6	1085	37.4	360	411	26	138
	1997-98	33	856-1771	.483	139-324	.429	524-747	.701	2375			72.0	1174	35.6	352	440	68	183
	1998-99	28	740-1551	.477	143-409	.350	383-588	.651	2006			71.6	1033	36.9	391	444	68	166
	1999-00	34	879-1888	.466	194-536	.362	445-709	.628	2397			70.5	1233	36.3	487	453	126	235
	2000-01	34	852-1755	.485	200-513	.390	500-743	.673	2404			70.7	1177	34.6	511	486	132	220
	2001-02	31	751-1596	.471	144-414	.347	430-599	.718	2076			67.0	1116	36.0	443	424	93	155
	2002-03	33	799-1727	.463	134-391	.343	465-651	.714	2197			66.6	1154	35.0	471	406	69	168
	2003-04	29	711-1397	.509	168-419	.401	419-582	.720	2009			69.3	952	32.8	446	370	85	153
	2004-05	32	851-1621	.525	185-473	.391	428-619	.691	2315			72.3	1095	34.2	549	396	92	179
	2005-06	32	853-1714	.498	232-579	.401	369-511	.722	2307			72.1	1080	33.8	552	421	91	165
	2006-07	35	884-1894	.467	206-553	.373	492-631	.780	2466			70.5	1144	32.7	504	488	81	220
	2007-08	35	923-1797	.514	207-516	.401	532-672	.792	2585			73.9	1142	32.6	620	493	95	185
	2008-09	35	899-1813	.496	222-563	.394	514-695	.740	2534			72.4	1202	34.3	566	393	88	168
	2009-10	35	941-1928	.488	242-585	.414	435-574	.758	2559			73.1	1238	35.4	584	358	123	162
	2010-11	34	840-1788	.470	206-562	.367	563-764	.737	2449			72.0	1266	37.2	500	402	110	162
	2011-12	37	896-1887	.475	208-566	.367	551-766	.719	2551			68.9	1234	33.4	497	449	119	146
	2012-13	31	750-1598	.469	178-500	.356	456-631	.723	2134			68.8	1162	37.5	455	408	125	150
	2013-14	32	782-1732	.452	220-542	.406	431-587	.734	2215			69.2	1166	36.4	510	353	116	110
	2014-15	31	721-1596	.452	233-591	.394	389-579	.672	2064			66.6	978	31.5	445	323	142	149
	2015-16	31	802-1779	.451	257-695	.370	413-597	.692	2274			73.4	1107	35.7	454	373	81	170
	2016-17	31	790-1713	.461	234-618	.379	427-609	.701	2241			72.3	1098	35.4	466	391	91	153
	2017-18	34	865-1904	.454	317-870	.364	442-627	.705	2489			73.2	1132	33.3	474	441	68	170
	2018-19	35	959-2038	.471	274-772	.355	559-747	.748	2753			78.7	1403	40.1	598	447	147	215
	2019-20	34	905-1967	.460	248-745	.333	542-710	.763	2600			76.5	1386	40.8	561	426	109	209
	2020-21	29	773-1732	.446	185-557	.332	374-518	.722	2105			72.6	1180	40.7	469	403	145	193



YEAR-BY-YEAR STATS



Year	GP	FG	Pct.	Defensive Statistics						Avg.	Reb.	Avg.	Ast	TO	Blk	Stl.	UNIVERSITY
				3FG	Pct.	FT	Pct.	Pts.									
1957-58	24	673-1714	.393	—	—	383-591	.648	1729	72.0	1234	51.4	—	—	—	—	QUICK FACTS	
1958-59	26	704-1922	.366	—	—	391-596	.657	1799	69.2	1311	50.4	—	—	—	—		
1959-60	29	778-2179	.357	—	—	379-611	.688	1935	66.7	1370	47.2	—	—	—	—		
1960-61	26	731-1837	.397	—	—	435-629	.691	1861	71.5	1291	49.6	—	—	—	—		
1961-62	29	749-1932	.387	—	—	498-762	.653	1996	68.8	1323	45.6	—	—	—	—		
1962-63	27	695-1785	.389	—	—	395-625	.632	1785	66.1	1245	46.1	—	—	—	—		
1963-64	29	873-2053	.425	—	—	531-751	.707	2277	78.5	1342	46.3	—	—	—	—		
1964-65	25	760-1696	.448	—	—	516-747	.691	2036	81.4	1198	47.9	—	—	—	—		
1965-66	26	821-1883	.436	—	—	498-717	.695	2140	82.3	1287	49.5	—	—	—	—	OUTLOOK	
1966-67	28	796-1891	.421	—	—	424-615	.689	2016	72.0	1254	44.8	—	—	—	—		
1967-68	25	833-2004	.411	—	—	505-715	.706	2171	86.8	1377	55.1	—	—	—	—		
1968-69	26	892-1924	.464	—	—	498-735	.678	2282	87.8	1253	48.2	—	—	—	—		
1969-70	29	902-2172	.410	—	—	600-851	.701	2404	82.9	1322	45.6	—	—	—	—		
1970-71	27	802-1833	.440	—	—	513-754	.680	2117	78.4	1142	42.3	—	—	—	—		
1971-72	26	857-1876	.457	—	—	445-643	.690	2159	83.0	1232	47.4	—	—	—	—		
1972-73	26	856-1854	.460	—	—	334-472	.700	2046	78.7	1063	40.9	—	—	—	—		
1973-74	26	794-1794	.443	—	—	391-573	.683	1979	76.1	1057	40.7	—	—	—	—	AGGIE BIOS	
1974-75	27	845-1898	.445	—	—	403-576	.700	2093	77.5	1146	42.4	—	—	—	—		
1975-76	26	810-1782	.455	—	—	361-504	.716	1981	76.2	1163	45.1	—	—	—	—		
1976-77	27	845-1878	.450	—	—	428-604	.709	2118	78.4	1178	43.6	—	—	—	—		
1977-78	28	803-1915	.419	—	—	385-552	.697	1991	71.1	1096	39.1	—	—	—	—		
1978-79	30	900-1925	.468	—	—	464-667	.696	2264	75.5	1224	40.8	—	—	—	—		
1979-80	27	888-1841	.482	—	—	426-630	.676	2202	81.6	1054	39.0	—	—	—	—		
1980-81	28	892-1823	.489	—	—	487-658	.740	2271	81.1	1086	38.8	—	—	—	—		
1981-82	27	815-1721	.474	—	—	411-585	.703	2041	75.6	1061	39.3	—	—	—	—	COACHES	
1982-83	29	814-1882	.433	—	—	394-577	.683	2069	71.3	1126	38.8	—	—	—	—		
1983-84	30	948-1917	.495	—	—	365-516	.707	2262	75.4	1101	36.7	—	—	—	—		
1984-85	28	945-1966	.481	—	—	386-594	.650	2328	83.1	1144	40.9	—	—	—	—		
1985-86	27	859-1751	.491	—	—	476-673	.707	2259	80.7	1085	38.8	—	—	—	—		
1986-87	31	998-2020	.494	—	—	533-766	.696	2653	85.5	1198	38.6	—	—	—	—		
1987-88	31	925-2027	.456	—	—	445-634	.702	2370	76.5	1140	36.8	—	—	—	—		
1988-89	28	769-1694	.454	—	—	493-722	.683	2153	76.9	982	35.1	—	—	—	—		
1989-90	30	843-1818	.464	—	—	527-824	.640	2353	78.4	1151	38.4	—	—	—	—	OPONENTS	
1990-91	28	809-1711	.473	141-381	.370	603-841	.717	2368	84.6	1095	39.1	—	—	—	—		
1991-92	28	749-1726	.434	107-350	.306	521-818	.636	2140	76.4	1183	42.3	—	—	—	—		
1992-93	27	753-1664	.453	—	—	511-738	.692	2152	79.7	1048	38.8	414	429	120	233		
1993-94	27	632-1470	.430	159-438	.363	446-664	.672	1869	69.2	805	29.8	331	—	118	151		
1994-95	29	732-1719	.426	145-509	.285	389-588	.662	1998	68.9	882	30.4	399	419	119	217		
1995-96	33	810-1936	.418	205-666	.308	420-614	.684	2245	68.0	972	29.5	455	388	77	246		
1996-97	29	654-1550	.422	179-548	.327	294-441	.667	1781	61.4	770	26.6	365	346	55	131		
1997-98	33	769-1792	.429	206-617	.334	396-595	.666	2140	64.8	984	29.8	409	436	84	154	SEASON REVIEW	
1998-99	28	699-1621	.431	183-549	.333	322-456	.706	1903	68.0	883	31.5	392	414	72	204		
1999-00	34	736-1827	.403	226-642	.352	382-561	.681	2080	61.2	1122	33.0	408	519	74	226		
2000-01	34	708-1795	.394	187-609	.307	347-513	.676	1950	57.4	1050	30.9	349	527	77	207		
2001-02	31	655-1665	.393	170-595	.286	320-438	.731	1800	58.1	914	29.5	357	398	60	206		
2002-03	33	730-1680	.435	188-543	.346	331-480	.690	1979	60.0	924	28.0	373	416	69	167		
2003-04	29	648-1529	.424	164-498	.329	224-329	.681	1684	58.1	764	26.3	332	227	75	176		
2004-05	32	682-1722	.396	196-613	.320	288-401	.718	1848	57.8	883	27.6	325	391	92	200		
2005-06	32	769-1834	.419	226-640	.353	306-454	.674	2070	64.7	996	31.1	396	389	115	199	RECORDS	
2006-07	35	854-1889	.452	242-694	.349	398-614	.648	2348	67.1	1096	31.3	476	499	132	223		
2007-08	35	868-1984	.438	246-674	.365	403-577	.698	2385	68.1	1003	28.7	471	417	111	249		
2008-09	35	778-1859	.419	202-556	.363	411-554	.742	2169	62.0	969	27.7	428	369	110	196		
2009-10	35	757-1867	.405	198-615	.322	385-543	.709	2097	59.9	1029	29.4	390	392	109	169		
2010-11	34	696-1815	.383	186-616	.302	417-616	.677	1995	58.7	1007	29.6	363	412	98	185		
2011-12	37	863-2078	.415	231-701	.330	443-664	.667	2400	64.9	1209	32.7	457	400	84	211		
2012-13	31	705-1711	.412	220-652	.337	341-515	.662	1971	63.6	880	28.4	430	294	87	213		
2013-14	32	756-1788	.423	188-601	.313	432-601	.719	2132	66.6	979	30.6	400	251	130	172	UNIVERSITY	
2014-15	31	719-1782	.403	189-637	.297	346-523	.662	1973	63.6	1158	37.4	412	337	77	190		
2015-16	31	795-1800	.442	228-663	.344	399-575	.694	2217	71.5	1070	34.5	435	354	96	191		
2016-17	31	771-1821	.423	230-685	.336	423-609	.695	2195	70.8	1072	34.6	435	341	95	193		
2017-18	34	868-1932	.449	261-726	.360	469-631	.743	2466	72.5	1143	33.6	452	411	97	218		
2018-19	35	790-2009	.393	282-800	.353	487-682	.714	2349	67.1	1095	31.3	403	436	120	215		
2019-20	34	778-1987	.392	264-841	.314	359-515	.697	2179	64.1	1065	31.3	379	421	108	227		
2020-21	29	640-1640	.392	221-664	.333	307-414	.742	1808	62.3	881	30.4	334	396	103	192		



SINGLE-SEASON TEAM BESTS



QUICK FACTS

OUTLOOK

AGGIE BIOS

COACHES

OPPONENTS

SEASON REVIEW

RECORDS

UNIVERSITY

GAMES PLAYED

Year	Games
1. 2011-12	37
2. 2018-19	35
2009-10	35
2008-09	35
2007-08	35
2006-07	35
7. 2019-20	34
2017-18	34
2010-11	34
2000-01	34
1999-00	34

GAMES WON

Year	Wins
1. 2010-11	30
2008-09	30
3. 2018-19	28
2000-01	28
1999-00	28
6. 2009-10	27
7. 2019-20	26
8. 2003-04	25
1997-98	25
10. 2007-08	24
2004-05	24
2002-03	24
1959-60	24

GAMES LOST

Year	Losses
1. 1981-82	23
2. 1957-58	20
3. 2017-18	17
2016-17	17
1992-93	17
1990-91	17
1968-69	17
8. 2011-12	16
1989-90	16
1988-89	16
1986-87	16
1985-86	16
1980-81	16

WINNING PERCENTAGE

Year	Percentage
1. 2010-11	.882
2. 2003-04	.862
3. 2008-09	.857
4. 1959-60	.828
5. 2000-01	.824
1999-00	.824
7. 2018-19	.800
8. 1966-67	.786
9. 1974-75	.778
10. 2009-10	.771

TOTAL POINTS

Year	Points
1. 2018-19	2,753
2. 1969-70	2,619
3. 2019-20	2,600
3. 1987-88	2,592
4. 2007-08	2,585
5. 1986-87	2,566
6. 2009-10	2,559
7. 2011-12	2,551
8. 2008-09	2,534
9. 1963-64	2,527

POINTS PER GAME

Year	Average
1. 1969-70	90.3
2. 1967-68	87.9
3. 1963-64	87.1
4. 1979-80	86.3
5. 1970-71	86.1
6. 1964-65	85.4
7. 1974-75	84.9
8. 1972-73	84.5
9. 1984-85	84.5
10. 1987-88	83.6

TOTAL REBOUNDS

Year	Rebounds
1. 1959-60	1,618
2. 1969-70	1,566
3. 1961-62	1,511
4. 1963-64	1,445
5. 2018-19	1,403
6. 2019-20	1,386
7. 1958-59	1,381
8. 1960-61	1,354
9. 1966-67	1,343
10. 1967-68	1,333

REBOUNDS PER GAME

Year	Average
1. 1959-60	55.8
2. 1969-70	54.0
3. 1967-68	53.3
4. 1958-59	53.1
5. 1964-65	52.2
6. 1961-62	52.1
1960-61	52.1
8. 1968-69	50.5
9. 1963-64	49.8
10. 1970-71	49.0

ASSISTS

Year	Assists
1. 2007-08	620
2. 2018-19	598
3. 2009-10	584
4. 2008-09	566
5. 2019-20	561
6. 2005-06	552
7. 2004-05	549
8. 2000-01	511
9. 2013-14	510
10. 2006-07	504

ASSISTS PER GAME

Year	Average
1. 2007-08	17.7
2. 1976-77	17.4
1990-91	17.4
4. 2005-06	17.3
5. 2004-05	17.2
6. 2018-19	17.1
7. 2009-10	16.9
1969-70	16.9
9. 1977-78	16.7
1974-75	16.7

TURNOVERS

Year	Turnovers
1. 1995-96	545
2. 1988-89	526
3. 1989-90	509
4. 1986-87	506
5. 1981-82	502
6. 1987-88	495
7. 2007-08	493
1978-79	493
9. 2006-07	488
10. 2000-01	486

BLOCKS

Year	Blocks
1. 2018-19	147
2. 2020-21	145
3. 2014-15	142
4. 1989-90	139
5. 2000-01	132
6. 1991-92	130
7. 1999-00	126
8. 2012-13	125
9. 2009-10	123
10. 2011-12	119

BLOCKS PER GAME

Year	Average
1. 2020-21	5.0
2. 2014-15	4.6
1991-92	4.6
1989-90	4.6
5. 2018-19	4.2
6. 2012-13	4.0
7. 2000-01	3.9
8. 1988-89	3.8
9. 1999-00	3.7
1990-91	3.7
1992-93	3.7

STEALS

Year	Steals
1. 1999-00	235
2. 1989-90	227
3. 1983-84	225
1991-92	225
5. 1986-87	221
6. 2006-07	220
2000-01	220
8. 1985-86	217
1990-91	217
10. 2018-19	215

STEALS PER GAME

Year	Average
1. 1991-92	8.0
2. 1992-93	7.9
3. 1990-91	7.8
4. 1985-86	7.8
5. 1988-89	7.6
6. 1989-90	7.6
7. 1983-84	7.5
8. 1979-80	7.4
9. 1982-83	7.2
10. 1986-87	7.1

FIELD GOALS MADE

Year	Field Goals
1. 1969-70	1,008
2. 1963-64	977
3. 2018-19	959
4. 1974-75	951
5. 2009-10	941
6. 1978-79	929
7. 1977-78	926
8. 2007-08	923
9. 1972-73	918
1976-77	918

FIELD GOALS ATTEMPTED

Year	Attempts
1. 1963-64	2,160
2. 1969-70	2,153
3. 1959-60	2,073
4. 1964-65	2,042
5. 2018-19	2,039
6. 1966-67	1,995
7. 2019-20	1,967
8. 1961-62	1,961
9. 1967-68	1,933
10. 2009-10	1,928

FIELD GOAL PERCENTAGE

Year	Percentage
1. 1982-83	.529
2. 2004-05	.525
3. 1983-84	.515
4. 2007-08	.514
1979-80	.514
6. 1977-78	.511
7. 1978-79	.510
8. 2003-04	.509
9. 1994-95	.504
10. 1974-75	.501

THREE-POINT FG MADE

Year	Field Goals
1. 2017-18	317
2. 2018-19	274
3. 2015-16	257
4. 2019-20	248
5. 2009-10	242
6. 2016-17	234
7. 2014-15	233
8. 2005-06	232
9. 2008-09	222
10. 2013-14	220

THREE-POINT FG ATTEMPTED

Year	Attempts
1. 2017-18	870
2. 2018-19	772
3. 2019-20	745
4. 2015-16	695
5. 2016-17	618
6. 2014-15	591
7. 2009-10	585
8. 2005-06	579
9. 2011-12	566
10. 2008-09	563

THREE-POINT PERCENTAGE

Year	Percentage
1. 1997-98	.429
2. 2009-10	.414
3. 2013-14	.406
4. 2007-08	.401
2005-06	.401
2003-04	.401
1988-89	.401
1987-88	.401
9. 2014-15	.394
2008-09	.394

FREE THROWS MADE

Year	Free Throws
1. 1986-87	662
2. 1987-88	658
3. 1979-80	605
4. 1969-70	603
5. 1995-96	591
6. 1989-90	581
7. 1963-64	573
8. 1991-92	569
9. 2010-11	563
10. 1984-85	562

FREE THROWS ATTEMPTED

Year	Attempts
1. 1986-87	928
2. 1987-88	926
3. 1995-96	884
4. 1961-62	827
5. 1969-70	825
6. 1989-90	817
7. 1979-80	794
8. 1990-91	787
9. 1991-92	780
10. 1970-71	776

FREE THROW PERCENTAGE

Year	Percentage
1. 2007-08	.792
2. 2006-07	.780
3. 2019-20	.763
4. 1979-80	.762
5. 2009-10	.758
6. 2018-19	.748
7. 2008-09	.740
1988-89	.740
9. 1963-64	.739
1972-73	.739

POINTS

	Date	PTS.
1. vs. UNLV	1/2/85	140
2. Eastern Oregon	12/28/19	129
3. vs. St. Peter's	12/8/69	125
4. vs. Creighton	1/14/67	124
5. vs. Southern Mississippi	2/2/74	121
6. vs. Long Beach State	2/6/86	119
7. at New Mexico	12/29/79	117
8. vs. St. Francis	12/12/70	116
vs. Evansville	12/11/67	116
10. vs. Cal State Fullerton	12/23/72	115
vs. New Mexico State	12/20/63	115

REBOUNDS

	Date	Reb.
1. vs. Loyola (Calif.)	12/5/64	82
2. vs. Pepperdine	12/1/69	78
3. vs. Evansville	12/11/67	77
4. vs. St. Peter's	12/8/69	76
vs. Nevada	12/14/64	76
6. vs. Doane College	11/30/73	74
7. vs. Denver	2/22/69	73
8. at Arizona State	2/11/67	72
9. vs. St. Francis	12/12/70	71
vs. Seattle	1/13/68	71

ASSISTS

	Date	Asst.
1. Eastern Oregon	12/28/19	36
2. at Portland State	2/25/78	34
vs. Mesa State	2/10/76	34
4. vs. Lewis & Clark College	11/26/05	33
vs. Pacific	3/5/88	33
at New Mexico	12/29/79	33
7. vs. Seattle	1/16/71	32
8. vs. Chadron State	12/11/93	31
9. vs. Denver	1/29/76	30
vs. West Texas State	12/11/69	30

BLOCKS

	Date	Blk
1. vs. Pacific	1/13/01	12
2. vs. Colorado State	2/12/21	11
vs. Idaho	1/27/01	11
4. at New Mexico	1/6/21	10
San José State	12/23/20	10
2 more		10
8. vs. Texas Tech	3/19/21	9
Fresno State	1/9/19	9
7 more		9

STEALS

	Date	Stl
1. vs. Pacific	2/6/84	19
2. Eastern Oregon	12/28/19	16
3. vs. San José State	2/20/93	15
at Weber State	12/12/92	15
vs. Montana Tech	12/2/92	15

FIELD GOALS MADE

	Date	FG
1. at New Mexico	12/29/79	53
at Portland State	2/25/78	53
3. vs. Southern Mississippi	2/2/74	51
4. vs. Cal State Fullerton	12/23/72	50
5. vs. Loyola (Calif.)	12/9/66	49
6. vs. Creighton	1/14/67	48
vs. Montana State	12/1/65	48
vs. New Mexico State	12/20/63	48
9. vs. Lewis & Clark College	11/26/05	47
vs. UNLV	1/2/85	47
vs. North Texas State	12/28/75	47
vs. St. Peter's	12/8/69	47
vs. Boston College	12/30/64	47

FIELD GOALS ATTEMPTED

	Date	Att.
1. vs. Seattle	1/13/68	104
2. at UC Irvine	2/7/81	102
3. vs. Pepperdine	12/1/69	101
vs. Utah	1/30/65	101
vs. Pacific	12/7/64	101
6. vs. Houston Baptist	2/24/73	99
vs. Arkansas	12/27/71	99
vs. Montana State	2/25/65	99
vs. Nevada	12/14/64	99
10. at Weber State	2/27/74	97
at Brigham Young	1/22/72	97
vs. Boston College	12/30/64	97
vs. Loyola (Calif.)	12/5/64	97

FIELD GOAL PERCENTAGE

	Date	M-Att.	Pct.
1. vs. UC Davis	11/27/04	28-36	.778
2. at UC Santa Barbara	2/5/05	32-45	.711
3. vs. New Mexico State	3/2/85	41-59	.695
4. at Hawai'i-Hilo	11/26/95	43-62	.694
5. vs. Southern Oregon	11/22/97	44-65	.677
6. vs. Louisiana Tech	2/28/08	37-55	.673
at New Mexico State	2/6/71	33-49	.673
vs. Cal State Fullerton	2/11/95	37-55	.673
vs. Montana	2/27/78	37-55	.673
10. vs. Redlands	1/5/80	41-61	.672

THREE-POINT FGs MADE

	Date	FG
1. at New Mexico State	2/2/06	20
2. vs Boise State	3/8/18	14
3. at Air Force	3/1/16	14
4. vs Fresno State	3/15/19	13
at UC Irvine	12/1/18	13
New Mexico	1/31/18	13
at Fresno State	1/27/18	13
Life Pacific	12/16/17	13
Mississippi Valley State	11/15/17	13
Air Force	2/25/17	13
UNLV	1/7/17	13
at Air Force	12/31/16	13
10 more games with		13

THREE-POINT FG ATTEMPTS

	Date	Att.
1. at San José State	2/28/18	43
2. San José State	1/30/19	37
3. Mississippi Valley State	11/15/17	35
4. at Air Force	3/1/16	34
at New Mexico State	2/2/06	34
6. Nevada	2/17/18	33
San José State	12/27/17	33
at Valparaiso	11/28/17	33
at Air Force	12/31/16	33
vs. Troy	12/23/10	33
at Fresno State	1/7/06	33

THREE-PT. FG PCT. (MIN. 5 MADE)

	Date	M-Att.	PCT.
1. at San José State	2/10/90	7-8	.875
2. at Hawai'i-Hilo	12/1/02	5-6	.833
3. at Weber State	12/1/84	5-6	.833
4. vs. San José State	1/30/88	11-14	.786
5. vs. South Florida	11/18/00	10-13	.769
at Fresno State	1/4/88	10-13	.769
7. vs. Oakland	3/25/12	12-16	.750
at UNLV	1/9/91	12-16	.750
at UC Irvine	1/27/05	9-12	.750
10. at Minnesota	11/17/97	8-11	.727



Vince Washington scored 36 points for Utah State in the highest scoring game in Aggie history as USU lost to UNLV, 142-140, in triple overtime on Jan. 2, 1985, in the Dee Glen Smith Spectrum. At the time, it was the highest scoring game in NCAA history.



SINGLE-GAME TEAM BESTS



QUICK FACTS
OUTLOOK
AGGIE BIOS
COACHES
OPPONENTS
SEASON REVIEW
RECORDS
UNIVERSITY

FREE THROWS MADE			Date	FT
1.	vs. Cal State Fullerton		1/22/87	44
2.	vs. UC Irvine		2/7/87	43
	vs. San José State		1/24/80	43
4.	vs. UNLV		1/2/85	40
	vs. Cal State Northridge		11/26/84	40
	vs. Utah		12/23/81	40
7.	vs. Utah		1/17/70	38
8.	vs. Long Beach State		3/9/96	37
	vs. Brigham Young		2/1/68	37
10.	at Weber State		12/19/96	36
	vs. Pacific		1/30/82	36
FREE THROWS ATTEMPTED			Date	Att.
1.	vs. San José State		1/24/80	59
2.	vs. UNLV		1/2/85	57
3.	vs. Cal State Fullerton		1/22/87	55
4.	vs. Long Beach State		2/23/91	52
	vs. UC Irvine		2/7/87	52
	vs. Cal State Northridge		11/26/84	52
7.	vs. Brigham Young		2/1/68	51
8.	at Weber State		12/19/96	50
9.	vs. Pacific		1/3/94	49
	vs. Grambling State		12/5/86	49
	vs. Utah		1/17/70	49
FT PERCENTAGE (MIN. 10 MADE)		Date	M-Att.	PCT.
1.	vs. Idaho	2/23/02	17-17	1.000
	at Fresno State	1/6/07	12-12	1.000
	at New Orleans	2/21/75	12-12	1.000
	vs. Fresno State	1/15/09	10-10	1.000
	vs. Louisiana Tech	2/28/08	10-10	1.000
	vs. Utah Valley	12/20/07	10-10	1.000
7.	Boise State	12/28/16	26-27	.963
8.	vs. Cal State Fullerton	1/9/85	25-26	.961
9.	at San José State	2/22/17	19-20	.950
10.	at Colorado State	2/11/14	16-17	.941
	vs. UC Irvine	2/13/03	16-17	.941
	at Utah	1/7/65	16-17	.941
FOULS		Date	PF	
1.	vs. Wyoming	12/13/68	42	
2.	vs. Brigham Young	12/18/92	33	
	at Cal State Fullerton	1/3/91	33	
	vs. Utah	12/15/88	33	
	at Portland State	1/10/81	33	
6.	at Brigham Young	12/17/88	32	
	vs. Loyola (Calif.)	12/5/64	32	
8.	at UC Irvine	3/2/91	31	
	vs. Long Beach State	2/23/91	31	
	at UC Santa Barbara	1/4/90	31	
	Seton Hall (at Lexington, Ky.)	12/18/81	31	
	at UC Irvine	2/7/81	31	
	at Denver	1/25/75	31	
	vs. West Texas State	12/2/70	31	
TURNOVERS		Date	TO	
1.	vs. Utah	1/17/74	33	
2.	at Fresno State	2/28/81	32	
3.	at New Mexico State	2/18/95	31	
4.	at Long Beach State	1/8/94	29	
	vs. Indiana State	11/25/72	29	
	at Evansville	1/1/72	29	
	vs. Wyoming	12/13/68	29	
	vs. San José State	12/19/67	29	
9.	at UNLV	1/10/87	28	
	at UNLV	1/2/86	28	
	at Wichita State	12/23/66	28	

SINGLE-GAME OPPONENT TEAM RECORDS

POINTS

Opponent	Date	Pts.
1.	vs. UNLV	1/2/85 142
2.	at Utah	2/12/66 127
3.	vs. UNLV	1/28/91 126
4.	at UNLV	1/9/91 124
	at UNLV	2/1/90 124
6.	at Wichita State	12/23/66 123
7.	at Brigham Young	12/19/87 121
8.	vs. Boston College	12/30/64 120
9.	at UC Irvine	1/8/87 118
	vs. Brigham Young	2/1/68 118

REBOUNDS

Opponent	Date	Reb.
1.	at Brigham Young	1/6/68 77
2.	vs. Seattle	2/17/66 73
	at Utah	2/28/59 73
4.	at Washington	12/13/69 70
	at Notre Dame	2/15/69 70
6.	at Minnesota	12/19/64 69
7.	at Utah	2/3/68 68
	at Denver	1/18/68 68
9.	vs. San José State	12/19/67 67
10.	at New Mexico State	2/26/72 65

ASSISTS

Opponent	Date	Ass.
1.	at UNLV	2/1/90 37
2.	at Fresno State	2/14/91 32
	at UNLV	1/10/89 32
4.	at Brigham Young	12/6/78 30
5.	vs. UNLV	1/28/91 29
	at UNLV	2/19/83 29
	vs. Utah	11/28/81 29
	at Brigham Young	12/27/80 29
9.	at UNLV	1/9/91 28
	at Brigham Young	12/19/87 28
	at Louisiana State	12/28/84 28

BLOCKS

Opponent	Date	Blk.
1.	vs. UNLV	2/15/14 11
	at Nevada	1/13/10 11
3.	at Hawai'i	1/29/07 10
	at Fresno State	1/6/07 10
	vs. Simon Fraser	11/18/94 10
	at Brigham Young	12/27/80 10

STEALS

Opponent	Date	Stl.
1.	at Cal State Fullerton	1/21/89 21
2.	at New Mexico State	2/18/95 18
	vs. New Mexico State	2/13/95 18
4.	at Cal State Northridge	2/12/04 16
	at Cal State Northridge	3/2/02 16
	at Long Beach State	1/8/94 16
	at Rutgers	1/19/93 16
	at UNLV	1/9/91 16
	vs. Cal State Northridge	12/2/89 16



SINGLE-GAME HIGHS



USU'S 100-POINT GAMES (103)

1959-60	W 103-72	at New Mexico
1960-61	W 110-88	Los Angeles State
1960-61	W 108-78	New Mexico
1961-62	W 105-91	Loyola (Calif.)
1962-63	W 101-57	San Diego State
1962-63	W 102-87	Michigan State
12/2/63	W 102-71	Fresno State
12/20/63	W 115-75	New Mexico State
1/25/64	W 105-90	Brigham Young
2/24/64	W 103-81	Montana
2/29/64	W 125-100	at American
12/1/64	W 107-60	Idaho State
12/14/64	W 101-80	Nevada
12/30/64	L 118-120	vs. Boston College
1/30/65	L 104-111	Utah
12/1/65	W 102-68	Montana State
1/27/66	W 109-97	Lasalle
12/9/66	W 112-66	Loyola (Calif.)
12/23/66	L 106-123	at Wichita State
12/27/66	W 107-88	at Xavier
1/14/67	W 124-96	Creighton
1/16/67	W 103-91	Seattle
1/26/67	W106-64	Hawai'i
2/4/67	W113-88	Brigham Young
12/11/67	W116-88	Evansville
12/16/67	W 102-83	Wichita State
12/19/67	W110-93	San José State
1/13/68	W 110-93	Seattle
2/1/68	L 103-118	Brigham Young
1/16/69	W 102-87	Denver
12/1/69	W 113-82	Pepperdine
12/8/69	W 125-108	St. Peter's
12/11/69	W 112-87	West Texas State
1/10/70	W 105-86	Seattle
1/17/70	W 106-98	Utah
2/3/70	W 111-68	at Portland
2/14/70	W 104-77	Denver
2/16/70	W 112-102	Arizona State
12/12/70	W 116-84	St. Francis
1/16/71	W 104-81	Seattle
1/21/71	W 102-92	at Utah
2/8/71	W 103-81	at Tulane
12/1/71	W 100-71	Augustana
12/9/71	W 100-82	West Texas State
2/21/72	W 100-76	Montana State
12/23/72	W 115-60	CS Fullerton
12/29/72	W 104-83	Louisiana State
12/30/72	W 102-82	Pacific
2/5/73	W 108-82	Seattle
12/15/73	W 102-93	vs. DePaul
2/2/74	W 121-84	Southern Mississippi
2/9/74	W 105-86	Tulane
1/13/75	W 102-87	Boise State
1/25/75	W 114-89	at Denver
12/28/75	W 105-87	vs. North Texas
1/29/76	W 100-90	Denver
1/4/77	W 110-89	CSU Bakersfield
1/29/77	W 103-84	Stanford
1/14/78	W 102-66	James Madison
2/25/78	W 113-87	at Portland State

12/10/79	W 113-95	Nevada
12/29/79	W 117-83	at New Mexico
1/5/80	W 101-59	Redlands
1/19/80	W 100-92	at Long Beach State
1/8/81	W 107-63	East Central Oklahoma
1/17/81	W 106-89	Pacific
2/7/81	L 110-117	at UC Irvine
2/14/81	W 105-91	Long Beach State
11/27/82	W 100-63	CS Northridge
11/26/84	W 100-77	CS Northridge
12/14/84	W 104-83	Weber State
1/2/85	L 140-142	UNLV
3/2/85	W 105-95	New Mexico State
2/6/86	W 119-95	Long Beach State
12/5/86	W 100-80	Grambling State
2/7/87	W 106-103	UC Irvine
12/19/87	L 112-121	at Brigham Young
12/22/87	W 107-93	at Weber State
1/30/88	W 114-85	San José State
2/13/88	W 102-83	UC Irvine
3/5/88	W 102-73	Pacific
12/3/88	W 106-93	Weber State
1/16/89	W 104-71	UC Irvine
1/2/91	W 111-88	UC Irvine
3/2/91	L 107-109	at UC Irvine
12/14/91	W 109-97	vs. Oral Roberts
12/11/93	W 109-71	Chadron State
2/11/95	W 103-71	CS Fullerton
2/13/95	L 100-104	New Mexico State
2/21/95	W 106-53	Cal Poly
11/26/95	W 103-86	at Hawai'i-Hilo
11/22/97	W 111-61	Southern Oregon
12/20/97	W 100-84	Long Island
2/28/98	W 102-76	North Texas
1/25/05	W 102-65	Lewis & Clark College
2/16/11	W 100-66	Montana Western
3/25/12	W 105-81	Oakland
11/6/18	W 101-71	at Montana State
11/9/18	W100-73	Hartford
1/30/19	W 103-73	San José State
3/5/19	W 100-96ot	at Colorado State
12/28/19	W 129-61	Eastern Oregon
12/21/20	W 107-62	San José State

Overall: 94-9

Home: 77-4

Away: 14-4

Neutral: 3-1

OPPONENTS' 100-POINT GAMES (63)

1955-56	L 80-110	Denver
1956-57	L 83-100	Montana State
2/29/64	W 125-100	at American
12/30/64	L 118-120	vs. Boston College
1/30/65	L 104-11	Utah
1/22/66	L 81-115	at Brigham Young
2/12/66	L 88-127	at Utah
2/26/66	L 81-100	at Denver
12/23/66	L 106-123	at Wichita State
12/9/67	L 90-102	Utah
1/6/68	L 98-104	at Brigham Young

1/18/68	L 80-100	at Denver
2/1/68	L 103-118	Brigham Young
2/3/68	L 92-106	at Utah
11/30/68	L 88-113	at Wyoming
1/9/69	L 89-107	at Utah
1/18/69	L 91-108	at Arizona State
1/25/69	L 82-113	at Brigham Young
2/15/69	L 82-108	at Notre Dame
12/8/69	W 125-108	St. Peter's
2/16/70	W 112-102	Arizona State
2/28/70	L 92-104	at New Mexico State
3/14/70	L 79-101	vs UCLA
12/19/70	L 83-111	at Brigham Young
1/22/72	L 82-101	at Brigham Young
2/5/72	L 92-102	New Mexico State
2/26/72	L 88-108	at New Mexico State
1/1/76	L 78-102	at Utah
1/25/79	L 85-101	at San José State
12/27/80	L 89-104	at Brigham Young
2/7/81	L 110-117	at UC Irvine
2/12/81	L 99-101	UC Irvine
2/26/81	L 91-101	at Pacific
1/28/82	L 78-100	at Pacific
2/20/82	L 72-104	at UC Irvine
2/19/83	L 78-111	at UNLV
12/28/84	L 84-103	at Louisiana State
1/2/85	L 140-142	UNLV
1/21/85	L 89-101	at Pacific
2/2/85	L 83-101	at UNLV
12/7/85	L 64-115	at Illinois
12/14/85	L 76-108	at Weber State
1/2/86	L 94-100	at UNLV
12/3/86	L 86-100	at Brigham Young
1/8/87	L 96-118	at UC Irvine
1/10/87	L 94-117	at UNLV
2/5/87	L 78-113	UNLV
2/7/87	W 106-103	UC Irvine
12/19/87	L 112-121	at Brigham Young
1/19/89	L 80-102	at UNLV
12/8/89	L 90-104	vs. Colorado
2/1/90	L 90-124	at UNLV
2/22/90	L 84-103	at New Mexico State
1/9/91	L 93-124	at UNLV
1/28/91	L 83-126	UNLV
2/14/91	L 86-107	at Fresno State
2/16/91	L 92-100	at Pacific
3/2/91	L 107-109	at UC Irvine
2/6/92	L 99-111	at CS Fullerton
1/19/93	L 93-113	at Rutgers
3/12/93	L 86-104	vs. UNLV
2/13/95	L 100-104	New Mexico State
1/26/08	L 70-100	at New Mexico State

Overall: 4-59

Home: 3-11

Away: 1-44

Neutral: 0-4

QUICK FACTS

OUTLOOK

AGGIE BIOS

COACHES

OPPONENTS

SEASON REVIEW

RECORDS

UNIVERSITY

Overtime Games (106)

3/12/60	W 73-72	vs. Villanova
3/11/63	L 75-79	vs. Arizona State
12/14/64	L 91-96	at Creighton (2OT)
2/7/64	W 77-73	at Montana State
2/15/64	W 85-84	at Colorado State
12/30/64	L 118-120	vs. Boston College
2/20/67	L 75-79	Texas Western (2OT)
1/17/70	W 106-98	Utah
1/24/70	W 68-63	at California
12/27/71	W 95-94	Arkansas
1/27/72	W 87-84	at Portland
11/25/72	W 97-96	Indiana State
1/4/73	W 91-87	at Southern Miss
2/27/74	L 87-89	at Weber State (2OT)
3/5/75	W 72-70	at Weber State
2/19/76	W 94-93	at Denver
12/4/76	W 95-93	Brigham Young
2/19/77	L 78-88	at UC Santa Barbara
12/10/77	L 79-84	at Weber State
1/5/78	L 76-83	Utah
1/7/78	L 84-85	at Brigham Young (2OT)
11/28/78	L 81-84	at Utah
1/11/79	L 82-86	at Pacific (2OT)
2/15/79	L 88-92	at Long Beach State
11/30/79	W 91-84	Weber State
1/19/80	W 100-92	at Long Beach State
1/24/80	W 95-92	San José State
2/7/80	W 87-83	at UC Irvine
2/7/81	L 110-117	at UC Irvine (2OT)
1/6/83	L 77-89	UNLV
2/24/83	W 94-91	at UC Santa Barbara
1/19/84	L 94-95	at New Mexico State
12/11/84	W 92-91	Brigham Young
1/2/85	L 140-142	UNLV (3OT)
2/23/85	L 76-83	at San José State (2 OT)
11/23/85	W 87-84	at Utah
1/2/86	L 94-100	at UNLV (2OT)
1/9/86	W 82-76	CS Fullerton

2/27/86	L 92-98	at Long Beach State
12/22/86	W 93-88	vs. Fordham
1/15/87	L 91-94	Long Beach State
1/22/87	W 96-95	CS Fullerton
2/14/87	W 91-86	San José State
12/5/87	W 76-70	Utah (2OT)
12/19/87	L 112-121	at Brigham Young
3/2/89	W 95-94	at UC Irvine
1/6/90	W 83-82	CS Fullerton
1/18/90	W 72-70	at Pacific
2/16/91	L 92-100	at Pacific
12/10/91	W 74-72	at Utah
1/30/92	L 80-85	UNLV
2/6/92	L 99-111	at CS Fullerton
2/19/92	W 85-78	New Mexico State
1/26/93	L 79-80	at San José State
2/13/93	W 77-75	at UC Santa Barbara
12/29/93	L 69-73	vs. Wyoming
2/3/94	W 82-81	UNLV
2/10/94	W 79-77	at UC Irvine
2/17/94	W 80-76	Long Beach State
2/26/94	W 84-79	at Pacific
2/13/95	L 100-104	New Mexico State (2OT)
3/16/95	L 87-93	Illinois State
11/24/95	L 61-63	vs. Wichita State (2OT)
12/16/95	L 79-81	vs. Weber State
1/8/96	W 75-71	at Nevada
1/13/96	W 73-71	Pacific (2OT)
1/15/96	W 60-58	San José state
3/10/96	L 75-76	vs. San José State
1/9/97	W 73-60	at Boise State
2/6/97	L 71-77	at Pacific
1/15/98	W 91-88	at Cal Poly
1/17/98	W 69-66	at UC Santa Barbara
2/26/98	W 84-82	New Mexico State
1/16/99	L 65-66	UC Santa Barbara
12/29/99	W 68-65	San Diego
11/19/00	L 76-80	vs. Austin Peay
2/24/01	L 77-78	at Boise State

3/15/01	W 77-68	vs. Ohio State
12/1/01	W 90-81	Brigham Young
1/15/03	L 73-75	at UC Irvine
3/13/03	W 89-83	vs. CS Fullerton
2/19/04	W 77-72	UC Riverside
1/13/05	L 66-73	at Pacific (2OT)
11/19/05	W 72-67	at Oral Roberts
1/07/06	L 96-99	at Fresno State (2OT)
3/11/06	L 63-70	at Nevada
12/23/06	L 75-77	at Santa Clara
3/1/07	W 79-77	Nevada
12/31/08	W 90-85	Wyoming
1/31/09	W 83-77	at Fresno State
1/13/10	W 79-72	at Nevada
1/29/11	W 89-84	at Hawai'i (2OT)
11/22/11	L 55-58	at Texas A&M-CC
11/18/12	W 80-78	at Santa Clara
1/5/13	W 82-75	Idaho
2/14/13	L 68-70	Denver
12/20/13	W 77-71	UC Santa Barbara
1/25/14	L 69-74	San Diego State
11/26/14	L 70-77	at UC Davis
12/20/14	L 65-68	South Dakota State
1/24/15	L 77-79	at UNLV
12/10/16	W 80-79	at Utah Valley
1/3/18	W 81-79	Fresno State
2/23/19	W 78-71	at Boise State
3/5/19	W 100-96	at Colorado State
12/7/19	W 77-10	Fresno State
12/18/19	W 76-74	vs South Florida
1/18/20	L 83-88	at Boise State

Overall: 61-47
Home: 26-12
Away: 29-28
Neutral: 5-7
Multiple OT: 3-13





ALL-TIME HONORS



NATIONAL HONORS

ASSOCIATED PRESS ALL-AMERICANS

1965	Wayne Estes (first team)
1969	Marvin Roberts (HM)
1971	Marvin Roberts (HM)
2007	Jaycee Carroll (HM)
2008	Jaycee Carroll (HM)
2009	Gary Wilkinson (HM)
2011	Tai Wesley (HM)
2019	Sam Merrill (HM)
2021	Neemias Queta (HM)

BASKETBALL NEWS ALL-AMERICANS

1969	Marvin Roberts (third team)
2002	Tony Brown (HM)

CONVERSE ALL-AMERICANS

1965	Wayne Estes
------	-------------

UPI ALL-AMERICANS

1969	Marvin Roberts
1971	Marvin Roberts

HELMS ATHLETIC FOUNDATION ALL-AMERICANS

1951	Bert Cook
1960	Cornell Green Max Perry
1961	Cornell Green
1964	Wayne Estes
1965	Wayne Estes
1967	Shaler Halimon
1969	Marvin Roberts
1970	Marvin Roberts
1971	Marvin Roberts

NAISMITH MEMORIAL BASKETBALL HALL OF FAME

1964	Ladell Andersen
1967	Wayne Estes

ACADEMIC ALL-AMERICANS

1964	Gary Watts
1980	Dean Hunger
1982	Larry Bergeson
1996	Eric Franson
2020	Sam Merrill (2nd)

NCAA POSTGRADUATE SCHOLARSHIP

1996	Eric Franson
------	--------------

USBWA ALL-DISTRICT VIII

2017	Jalen Moore
2019	Sam Merrill Neemias Queta
2020	Sam Merrill
2021	Neemias Queta

USBWA DISTRICT VIII PLAYER OF THE YEAR

2020	Sam Merrill
2021	Neemias Queta

USBWA DISTRICT VIII COACH OF THE YEAR

2019	Craig Smith
------	-------------

NABC ALL-DISTRICT 17

2017	Jalen Moore (2nd)
2018	Koby McEwen (2nd)

2019	Sam Merrill (1st) Neemias Queta (2nd)
2020	Sam Merrill (1st) Neemias Queta (2nd)
2021	Neemias Queta (1st)

NABC DISTRICT 17 COACH OF THE YEAR

2019	Craig Smith
------	-------------

JIM PHELAN COACH OF THE YEAR

2011	Stew Morrill
------	--------------

BIG WEST CONFERENCE HONORS

BIG WEST DOUBLE-DECADE TEAM

Greg Grant (2nd)

BIG WEST PLAYER OF THE YEAR

1980	Dean Hunger
1986	Greg Grant
1995	Eric Franson

BIG WEST FRESHMAN OF THE YEAR

1983	Greg Grant
1989	Kendall Youngblood
1991	Bryon Ruffner
2005	Jaycee Carroll

BIG WEST COACH OF THE YEAR

1980	Rod Tueller (co-winner)
1995	Larry Eustachy
1998	Larry Eustachy
2000	Stew Morrill
2002	Stew Morrill

BIG WEST DEFENSIVE PLAYER OF THE YEAR

2001	Shawn Daniels
------	---------------

BIG WEST HUSTLE PLAYER OF THE YEAR

2003	Spencer Nelson
2004	Spencer Nelson
2005	Spencer Nelson

BIG WEST SIXTH MAN OF THE YEAR

2004	Nate Harris
------	-------------

ALL-BIG WEST (1979-2005)

1979	Dean Hunger (1st) Brian Jackson (2nd) Keith McDonald (2nd)
1980	Dean Hunger (1st) Brian Jackson (2nd) Rich McElrath (2nd)
1981	Brian Jackson (1st)
1983	Greg Grant (2nd)
1984	Greg Grant (2nd)
1985	Greg Grant (1st) Vince Washington (2nd)
1986	Greg Grant (1st)
1987	Kevin Nixon (2nd)
1988	Kevin Nixon (1st) Dan Conway (2nd)
1989	Reid Newey (1st)
1990	Kendall Youngblood (2nd)
1991	Kendall Youngblood (2nd)
1992	Kendall Youngblood (1st)
1993	Jay Goodman (2nd)
1994	Eric Franson (2nd)
1995	Eric Franson (1st)

	Corwin Woodward (2nd) Roddie Anderson (2nd)
1996	Eric Franson (1st) Silas Mills (2nd)
1997	Marcus Saxon (1st) Maurice Spillers (2nd)
1998	Marcus Saxon (1st) Kevin Rice (2nd)
1999	Donnie Johnson (2nd)
2000	Shawn Daniels (1st) Troy Rolle (1st)
2001	Shawn Daniels (1st) Bernard Rock (1st) Tony Brown (2nd)
2002	Tony Brown (1st) Desmond Penigar (1st)
2003	Desmond Penigar (1st)
2004	Mark Brown (1st) Cardell Butler (1st) Nate Harris (1st) Spencer Nelson (2nd)
2005	Nate Harris (1st) Spencer Nelson (1st) Jaycee Carroll (2nd)

BIG WEST ALL-TOURNAMENT

1979	Keith McDonald Dean Hunger
1981	Brian Jackson
1988	Dan Conway Kevin Nixon
1996	Justin Jones Silas Mills Antwan Smith
1997	Marcus Saxon
1998	Marcus Saxon (MVP) Kevin Rice Donnie Johnson
2000	Shawn Daniels (co-MVP) Troy Rolle (co-MVP)
2001	Bernard Rock (MVP) Shawn Daniels Curtis Bobb
2002	Tony Brown Desmond Penigar
2003	Desmond Penigar (MVP) Mark Brown Cardell Butler
2005	Jaycee Carroll (MVP) Nate Harris Spencer Nelson

BIG WEST ALL-FRESHMAN TEAM

1983	Greg Grant
1984	Reid Newey
1986	Gilbert Pete
1989	Kendall Youngblood
1991	Bryon Ruffner Eric Franson
1992	Nate Wickizer
1993	John Wickizer
1994	Jarobi Kemp
1999	Tony Brown
2003	Nate Harris
2005	Jaycee Carroll

BIG WEST PLAYER OF THE WEEK

1979	Dean Hunger
1980	Rich McElrath Dean Hunger Brian Jackson
1981	Brian Jackson
1982	Leo Cunningham
1983	Greg Grant
1984	Greg Grant (2)
1985	Vince Washington Greg Grant
1986	Greg Grant (2)
1988	Jeff Anderson Kevin Nixon Dan Conway
1989	Dan Conway
1990	Darrel White
1991	Kendall Youngblood (2) Jay Goodman
1992	Kendall Youngblood (2)
1993	Rod Hay Jay Goodman
1994	Nate Wickizer
1995	Eric Franson (3) Corwin Woodard
1997	Maurice Spillers
1998	Donnie Johnson
1999	Troy Rolle Donnie Johnson
2000	Shawn Daniels Tony Brown
2001	Tony Brown Shawn Daniels Curtis Bobb
2002	Desmond Penigar (3) Tony Brown
2003	Mark Brown Spencer Nelson Desmond Penigar
2004	Nate Harris (3) Mark Brown Spencer Nelson
2005	Nate Harris Spencer Nelson (3)

WAC HONORS

WAC PLAYER OF THE YEAR

2008	Jaycee Carroll
2009	Gary Wilkinson
2011	Tai Wesley

WAC COACH OF THE YEAR

2009	Stew Morrill
2010	Stew Morrill
2011	Stew Morrill

ALL-WAC (2006-2013)

2006	Nate Harris (1st) Jaycee Carroll (2nd)
2007	Jaycee Carroll (1st)
2008	Jaycee Carroll (1st) Gary Wilkinson (2nd)
2009	Gary Wilkinson (1st) Jared Quayle (2nd)
2010	Jared Quayle (1st) Tai Wesley (1st)

QUICK FACTS

OUTLOOK

AGGIE BIOS

COACHES

OPPONENTS

SEASON REVIEW


RECORDS

UNIVERSITY

UTAH STATE CONFERENCE PLAYERS OF THE YEAR



DEAN HUNGER
1980 BIG WEST



GREG GRANT
1986 BIG WEST



ERIC FRANSON
1995 BIG WEST



JAYCEE CARROLL
2008 WAC



GARY WILKINSON
2009 WAC



TAI WESLEY
2011 WAC



SAM MERRILL
2019 MOUNTAIN WEST

ALL-WAC (2006-2013) CONT.

2011	Tai Wesley (1st)
	Brockeith Pane (1st)
	Brian Green (2nd)
2012	Preston Medlin (1st)
2013	Spencer Butterfield (2nd)
	Jarred Shaw (2nd)

ALL-NEWCOMER TEAM (2006-2013)

2008	Gary Wilkinson
2009	Jared Quayle
2010	Nate Bendall
	Brian Green
2011	Brockeith Pane
2012	Kyisean Reed
2013	Spencer Butterfield
	Jarred Shaw

ALL-DEFENSIVE TEAM (2006-2013)

2010	Pooh Williams
2011	Tyler Newbold

WAC ALL-TOURNAMENT

2006	Nate Harris
2007	Jaycee Carroll
	Chaz Spicer
2008	Jaycee Carroll
2009	Gary Wilkinson (MVP)
	Jared Quayle

	Tai Wesley
2010	Jared Quayle
	Tai Wesley
2011	Brockeith Pane (MVP)
	Nate Bendall
	Tai Wesley

WAC PLAYER OF THE WEEK

2006	Jaycee Carroll
	Nate Harris
2007	Jaycee Carroll (2)
2008	Jaycee Carroll (3)
	Stephen DuCharme
2009	Gary Wilkinson (3)
	Jared Quayle
2010	Tai Wesley (3)
	Jared Quayle
2011	Tai Wesley (3)
	Brian Green
	Brady Jardine
2012	Brockeith Pane
	Preston Medlin
2013	Kyisean Reed
	Preston Medlin
	Spencer Butterfield (2)

MOUNTAIN WEST HONORS

MW PLAYER OF THE YEAR

2019	Sam Merrill
------	-------------

MW COACH OF THE YEAR

2019	Craig Smith
------	-------------

MW FRESHMAN OF THE YEAR

2017	Koby McEwen
2019	Neemias Queta

MW DEFENSIVE PLAYER OF THE YEAR

2019	Neemias Queta
2021	Neemias Queta

MW ALL-DEFENSIVE TEAM

2019	Neemias Queta
2020	Neemias Queta
	Justin Bean
2021	Neemias Queta
	Marco Anthony

MW SIXTH MAN OF THE YEAR

2021	Alphonso Anderson
------	-------------------

ALL-MW (2014-PRES)

2014	Spencer Butterfield (HM)
	Jarred Shaw (HM)
2015	Jalen Moore (2nd)
	David Collette (3rd)
	Chris Smith (HM)
2016	Jalen Moore (3rd)
	Chris Smith (3rd)

2017	Jalen Moore (2nd)
	Koby McEwen (HM)
2018	Koby McEwen (3rd)
	Sam Merrill (3rd)
2019	Sam Merrill (1st)
	Neemias Queta (2nd)
2020	Sam Merrill (1st)
	Neemias Queta (2nd)
	Justin Bean (3rd)
2021	Neemias Queta (1st)
	Justin Bean (2nd)

MW ALL-TOURNAMENT

2019	Sam Merrill (MVP)
	Neemias Queta
2020	Sam Merrill (MVP)
	Neemias Queta
2021	Neemias Queta
	Justin Bean

MW PLAYER OF THE WEEK

2015	David Collette
2016	Chris Smith (2)
2018	Koby McEwen (2)
2019	Sam Merrill
2020	Sam Merrill (2)
2021	Neemias Queta (2)
	Justin Bean



Spencer Butterfield led the WAC in free throw percentage in 2013, converting 83.5 percent.

NCAA STATISTICAL CHAMPION

MOST IMPROVED

1983 +15

REBOUND MARGIN

1994 +8.6
1997 +10.8

FIELD GOAL PERCENTAGE

2005 52.5
2008 51.4
2009 49.6

FREE THROW PERCENTAGE

2008 79.2

ASSIST-TO-TURNOVER RATIO

2010 1.63

DEFENSIVE REBOUNDS PER GAME

2020 30.00

BIG WEST STATISTICAL CHAMPION

TEAM

SCORING OFFENSE

1979 78.1
1980 86.3
1985 84.6

SCORING DEFENSE

1994 69.2
1995 68.9
2000 61.2
2001 57.6
2002 58.1
2003 60.0
2004 58.1
2005 57.8

SCORING MARGIN

1995 9.8
2001 13.1
2002 8.9
2003 6.6
2004 11.2
2005 14.6

FIELD GOAL PERCENTAGE

1979 .510
1983 .502
1988 .499
1989 .486
1995 .504
1996 .472
2001 .485
2003 .463
2004 .509
2005 .525

THREE-POINT FIELD GOAL PERCENTAGE

1998 .429
2004 .401
2005 .391

FREE THROW PERCENTAGE

1980 .762
1989 .737
1990 .712
1993 .711
1994 .702

REBOUNDING

1981 38.0
1982 36.9
1992 39.8
1995 40.9
1996 39.5
1997 37.4
1998 35.6

INDIVIDUAL

SCORING

1986 Greg Grant 22.6
1995 Eric Franson 18.4

REBOUNDS

1997 Maurice Spillers 8.3
2003 Spencer Nelson 7.4

ASSISTS

1980 Rich McElrath 6.4
2004 Mark Brown 4.9

BLOCKED SHOTS

1987 Gilbert Pete 1.8
2001 Shawn Daniels 1.7

STEALS

1986 Greg Grant 2.4
1993 Jay Goodman 3.8

FIELD GOAL PERCENTAGE

1980 Dean Hunger .606
2004 Nate Harris .677
2005 Nate Harris .652

THREE-POINT FIELD GOAL PERCENTAGE

1996 Justin Jones .467
1998 Justin Jones .496
2004 Mark Brown .439
2005 Jaycee Carroll .476

THREE-POINT FIELD GOALS MADE

1989 Reid Newey 3.5

FREE THROW PERCENTAGE

1980 Rich McElrath .848
1984 Vince Washington .841

1985 Vince Washington .856
1991 Bryon Ruffner .837
1992 Jay Goodman .891
1993 Jay Goodman .854
1994 Jarobi Kemp .835

WAC STATISTICAL CHAMPION

TEAM

FIELD GOAL PERCENTAGE

2006 .498
2008 .514
2009 .496
2010 .488
2011 .470

FIELD GOAL PERCENTAGE DEFENSE

2009 .419
2010 .405
2011 .383

THREE-POINT FIELD GOAL PERCENTAGE

2006 .401
2008 .401
2010 .414

DEFENSIVE THREE-POINT FG PERCENTAGE

2010 .322
2011 .302

FREE THROW PERCENTAGE

2006 .722
2007 .780
2008 .792
2010 .758

ASSISTS

2006 17.25
2009 16.17
2010 16.69
2011 14.71

SCORING DEFENSE

2008 68.1
2009 62.0
2010 59.9
2011 58.7
2012 64.9

SCORING MARGIN

2009 +10.4
2010 +13.2
2011 +13.4

REBOUND MARGIN

2010 +6.0
2011 +7.6
2013 +8.5

INDIVIDUAL

SCORING

2007 Jaycee Carroll 21.3
2008 Jaycee Carroll 22.4

FREE THROW SHOOTING

2007 Jaycee Carroll .888
2008 Jaycee Carroll .919
2013 Spencer Butterfield .835

THREE-POINT FIELD GOAL PERCENTAGE

2007 Jaycee Carroll .432
2008 Jaycee Carroll .498
2010 Brian Green .500
2011 Brian Green .469

FIELD GOAL PERCENTAGE

2012 Kyiesean Reed .614

ASSISTS

2008 Kris Clark 6.4

ASSIST-TO-TURNOVER RATIO

2007 Kris Clark 2.21
2009 Tyler Newbold 3.96
2010 Jared Quayle 2.57

MOUNTAIN WEST STATISTICAL CHAMPION

TEAM

FREE THROW PERCENTAGE

2019 .748

FIELD GOAL PERCENTAGE

2017 .461

FIELD GOAL PERCENTAGE DEFENSE

2019 .393
2021 .390

THREE-POINT FIELD GOAL PERCENTAGE

2014 .406
2015 .394

THREE-POINT FG PERCENTAGE DEFENSE

2015 .297

REBOUNDING OFFENSE

2019 40.1
2020 40.8
2021 40.7

REBOUNDING DEFENSE

2020 31.3
2021 30.4

REBOUND MARGIN

2014 +5.8
2019 +8.8
2020 +9.5

BLOCKS

2019 4.2
2021 5.0

ASSISTS

2014 15.94
2019 17.0
2020 16.5
2021 16.2

DEFENSIVE REBOUNDS

2019 29.1
2020 30.0
2021 28.1

INDIVIDUAL

THREE-POINT FIELD GOAL PERCENTAGE

2014 Spencer Butterfield .460
2016 Chris Smith .450
2018 Sam Merrill .534

FIELD GOAL PERCENTAGE

2015 David Collette .591
2020 Sam Merrill .461
2021 Neemias Queta .559

FREE THROW PERCENTAGE

2019 Sam Merrill .909
2020 Sam Merrill .893

REBOUNDING

2021 Neemias Queta 10.1

BLOCKS

2019 Neemias Queta 2.4
2021 Neemias Queta 3.3

ASSIST/TURNOVER RATIO

2017 Sam Merrill 3.3

MINUTES PLAYED

2017 Jalen Moore 35.5

QUICK FACTS

OUTLOOK

AGGIE BIOS

COACHES

OPPONENTS

SEASON REVIEW

RECORDS

UNIVERSITY



Neemias Queta is the last Utah State player to be selected in the NBA Draft after being selected with the 39th pick in the second round of the 2021 NBA Draft by the Sacramento Kings.

QUICK FACTS
OUTLOOK
AGGIE BIOS
COACHES
OPONENTS
SEASON REVIEW
RECORDS
UNIVERSITY

AGGIES IN THE NBA

Bert Cook
New York, 1955
37 games, 3.2 ppg., 1.9 rpg.

Patrick Dunn
Philadelphia, 1958
28 games, 2.5 ppg., 1.1 rpg.

Shaler Halimon
Philadelphia, 1969
Chicago, 1970-71
Atlanta, 1972
Dallas, 1973
170 games, 6.7 ppg., 3.4 rpg.

Ariel Maughan
Detroit, 1947
Providence, 1948
St. Louis, 1948-50
Washington, 1951
259 games, 7.9 ppg., 4.0 rpg.

Marvin Roberts
Los Angeles, 1977
28 games, 2.1 ppg., 0.9 rpg.

Nathaniel Williams
Cincinnati, 1972
Kansas City-Omaha, 1973-75
New Orleans, 1976-78
Golden State, 1978-79
642 games, 12.0 ppg., 3.8 rpg.

Desmond Penigar
Orlando, 2004
10 games, 3.2 ppg., 2.4 rpg.

Sam Merrill
Milwaukee, 2021
30 games, 3.0 ppg, 1.0 rpg

AGGIES IN THE ABA

Lawrence Bunce
Anaheim, 1968
Denver, Dallas, 1969
129 games, 8.9 ppg., 6.4 rpg.

Hal Hale
Houston, 1968
72 games, 5.0 ppg., 2.9 rpg.

Marvin Roberts
Denver, 1972-74
Kentucky, 1975-76
374 games, 8.8 ppg., 4.1 rpg.

ABA CHAMPIONS

Marvin Roberts
Kentucky Colonels, 1975

NBA CHAMPIONS

Sam Merrill
Milwaukee Bucks, 2021

AGGIES IN THE NBA DRAFT

(Round if available)

1952
Bert Cook, New York
1953
Darrell Tucker, Milwaukee
Bill Hull, Syracuse
1954
Bill Hull, Rochester
1956
Pat Dunn, New York
1960
Jerry Schofield, New York (16)
1962
Cornell Green, Chicago (5)
1964
Troy Collier, Los Angeles (6)
1965
Leroy Walker, St. Louis (9)
1967
Larry Bunce, Seattle (4)
1968
Shaler Halimon (1)
Jimmy Smith, Seattle (9)
1971
Marvin Roberts, Detroit (3)
Nate Williams, Cincinnati (hardship)
1975
Jim Moore, Seattle (4)
Rich Haws, Seattle (9)
1976
Ed Gregg, Los Angeles (8)
1978
Mike Santos, Buffalo (3)
1979
Keith McDonald, Utah (8)
1980
Dean Hunger, Houston (4)
1981
Brian Jackson, Portland (2)
1982
Leo Cunningham, Portland (6)
1986
Greg Grant, Detroit (6)
2020
Sam Merrill, New Orleans (2)
2021
Neemias Queta, Sacramento (2)



Utah State was ranked as high as No. 15 in the AP Poll during the 2019-20 season when the Aggies finished 26-8, including a 12-6 mark in the Mountain West. USU finished the year capturing its second consecutive MW Tournament Championship.

UTAH STATE IN THE AP POLL											
DATE	RANK	RESULT	OPPONENT								
1/9/60	17th	W 73-61	at Utah	1/16/71	17th	W 104-81	Seattle	11/8/19	17th	W, 89-34	Weber State
1/15/60	12th	W 88-60	Wyoming	1/23/71	12th	W 72-70	BYU	11/12/19	17th	W, 97-56	Denver
1/16/60	12th	W 73-65	Colorado State	1/25/71	12th	W 82-74	Long Island	11/15/19	17th	W, 81-54	North Carolina A&T
1/23/60	9th	W 83-75	at Montana	1/30/71	9th	L 72-76	at Air Force	11/18/19	15th	W, 82-50	UTSA
1/29/60	9th	W 84-53	BYU	2/1/71	9th	W 98-68	Montana State	11/22/19	15th	W, 80-78	vs. LSU
2/5/60	9th	W 99-69	Denver	2/6/71	13th	L 90-93	at New Mexico St.	11/24/19	15th	W, 68-59	vs. North Texas
2/6/60	9th	W 86-59	New Mexico	2/8/71	13th	W 103-81	at Tulane	11/29/19	15th	L, 73-81	at Saint Mary's
2/13/60	7th	W 75-64	at BYU	2/13/71	19th	W 99-85	at Seattle	12/4/19	25th	W, 71-59	at San José State
2/19/60	7th	L 60-68	at Colorado St.	2/15/71	19th	L 74-96	at Denver	12/7/19	25th	W, 77-70	at Fresno State
2/20/60	7th	W 81-67	at Wyoming	2/23/71	16th	L 62-63	Weber State				
2/25/60	8th	W 89-63	Montana	2/27/71	16th	W 77-67	New Mexico State				
2/27/60	8th	L 75-77	Utah	3/13/71	16th	L 82-91	BYU				
3/3/60	10th	W 103-72	at New Mexico	2/5/04	24th	W 57-43	Cal Poly				
3/5/60	10th	W 76-71	at Denver	2/7/04	24th	W 63-54	UC Santa Barbara				
3/12/60	8th	W 73-72	ot vs. Villanova	2/12/04	19th	W 69-47	at CS Northridge				
3/19/60	8th	W 99-83	vs. St. Bonaventure	2/14/04	19th	L 60-64	at Pacific				
3/20/60	8th	L 62-68	vs. Providence	2/26/04	24th	W 67-47	at Long Beach St.				
				2/28/04	24th	W 59-56	at UC Irvine				
12/13/60	14th	W 67-62	vs. Georgia Tech	3/5/04	23rd	W 64-60	at Idaho				
12/16/60	14th	W 74-65	New Mexico State	3/12/04	22nd	L 62-63	vs. CS Northridge				
				3/17/04	25th	L 74-85	Hawai'i				
2/26/70	20th	W 83-73	at West Texas St.	2/5/09	25th	W 78-59	New Mexico State				
2/28/70	20th	L 92-104	at New Mexico St.	2/7/09	25th	W 60-52	Louisiana Tech				
3/4/70	18th	W 86-73	at BYU	2/12/09	21st	W 62-53	at Idaho				
3/7/70	18th	W 91-81	vs. UTEP	2/14/09	21st	L 56-66	at Boise State				
3/12/70	16th	W 69-68	vs. Santa Clara								
3/14/70	16th	L 79-101	vs. UCLA	2/2/11	22nd	W 67-45	Nevada				
				2/5/11	22nd	W 77-49	Boise State				
12/1/70	12th	W 95-89	Ohio State	2/9/11	21st	L 56-64	at Idaho				
12/2/70	12th	L 78-81	West Texas State	2/12/11	21st	W 71-55	Fresno State				
12/5/70	12th	W 94-77	Utah	2/16/11	25th	W 100-66	Montana Western				
12/7/70	12th	W 66-64	UC Santa Barbara	2/19/11	25th	W 75-65	at Saint Mary's				
12/10/70	16th	W 80-74	Gonzaga	3/2/11	25th	W 58-54	at New Mexico St.				
12/12/70	16th	W 116-84	St. Francis	3/5/11	25th	W 72-30	at Louisiana Tech				
12/19/70	15th	L 83-111	at BYU	3/11/11	23rd	W 58-54	vs. San José State				
12/21/70	15th	W 92-69	Fresno State	3/12/11	23rd	W 77-69	vs. Boise State				
12/29/70	19th	W 84-78	vs. Wichita State	3/17/11	19th	L 68-73	vs. Kansas State				
12/30/70	19th	W 97-81	vs. LSU								
1/9/71	15th	W 82-73	Denver	3/22/19	25th	L, 61-78	vs. Washington				
1/11/71	15th	W 86-70	at Montana State								
1/14/71	17th	W 90-67	Portland	11/5/19	17th	W, 81-73	Montana State				

Overall Record as AP Ranked Team: 65-20 (.765)

NATIONAL RANKINGS

UTAH STATE RANKING IN FINAL AP POLLS

1960	8th
1962	18th
1970	16th
2019	25th
2020	RV

UTAH STATE RANKING IN FINAL COACHES' POLLS

1960	7th
1962	19th
1964	15th
1967	14th
1970	17th
1975	13th
1978	17th
2011	25th
2019	25th
2020	RV





NATIONAL POLLS



UTAH STATE VS AP RANKED TEAMS

	UTAH STATE VS AP RANKED TEAMS											
	DATE	RANK	RESULT	OPPONENT								
QUICK FACTS	2/5/49	12th	L 58-64	Utah	12/20/76	16th	L 71-79	at Indiana	11/26/96	4th	L 41-60	Utah
	2/7/49	12th	L 42-61	at Utah	12/29/76	8th	L 68-88	at UCLA	12/10/97	9th	L 55-71	at Utah
	2/18/49	19th	L 55-66	Wyoming	1/1/77	19th	L 78-102	at Utah	3/12/98	20th	L 68-82	vs. Maryland
	2/19/49	19th	L 31-45	Wyoming	12/23/77	17th	W 73-71	at Utah	11/18/98	9th	W 62-54	Utah
	2/25/49	16th	L 52-62	at Utah	12/22/79	18th	L 84-89	BYU	11/22/99	7th	L 58-60	vs. Florida
	2/26/49	16th	L 40-58	Utah	2/12/80	13th	L 83-84	at BYU	3/17/00	20th	L 67-75	vs. Connecticut
	3/5/49	12th	L 44-63	at Wyoming	12/6/80	19th	L 79-82	BYU	12/6/00	22nd	W 58-57	Utah
	3/7/49	12th	L 44-65	at Wyoming	12/27/80	20th	L 89-104	at BYU	3/17/01	15th	L 50-75	vs. UCLA
OUTLOOK	1/3/50	20th	L 45-70	at Kansas State	2/27/82	14th	L 61-73	Fresno State	3/20/03	6th	L 61-64	vs. Kansas
	1/28/50	14th	W 43-36	Wyoming	1/6/83	11th	L 77-89 ot	UNLV	2/12/05	24th	L 63-64	Pacific
	1/30/50	14th	L 28-32	Wyoming	2/19/83	1st	L 78-11	at UNLV	3/12/05	18th	W 65-52	vs. Pacific
	12/29/50	14th	L 49-69	vs. Wyoming	1/14/84	14th	L 88-93	UNLV	3/17/05	9th	L 53-66	vs. Arizona
	2/2/51	12th	L 57-83	at BYU	2/9/84	4th	L 75-97	at UNLV	2/25/06	25th	L 57-75	Nevada
	2/3/51	12th	L 42-51	at BYU	3/9/84	13th	L 78-91	vs. UNLV	3/11/06	21st	L 63-70ot	at Nevada
	12/29/53	8th	L 61-88	at Illinois	12/28/84	18th	L 71-103	at LSU	3/16/06	17th	L 61-75	vs. Washington
	1/14/55	9th	L 55-88	at Utah	2/2/85	16th	L 83-100	at UNLV	3/1/07	10th	W 79-77 ot	Nevada
AGGIE BIOS	1/28/55	7th	W 62-60	Utah	12/7/85	12th	L 64-115	at Illinois	3/9/07	10th	W 79-77	vs. Nevada
	12/11/56	14th	L 59-66	Seattle	1/2/86	13th	L 94-100 2ot	at UNLV	3/20/09	24th	L 57-58	vs. Marquette
	12/23/57	5th	L 64-92	at Kentucky	2/1/86	10th	L 79-87	UNLV	3/19/10	23rd	L 53-69	vs. Texas A&M
	1/11/58	19th	L 57-81	at Utah	11/30/86	17th	L 82-84	vs. North Carolina St.	11/17/10	23rd	L 72-78	at BYU
	1/9/60	5th	W 73-61	at Utah	1/10/87	1st	L 94-117	at UNLV	12/4/10	14th	L 51-68	at Georgetown
	2/27/60	5th	L 75-77	Utah	2/5/87	1st	L 78-113	UNLV	3/17/11	21st	L 68-73	vs. Kansas State
	3/12/60	17th	W 73-72 ot	vs. Villanova	1/19/88	8th	L 83-87	UNLV	12/31/11	15th	L 64-66	at Mississippi St.
	3/19/60	9th	W 99-83	vs. St. Bonaventure	2/18/88	11th	L 74-94	at UNLV	1/25/14	7th	L 69-74	at San Diego St.
COACHES	3/20/60	14th	L 62-68	vs. Providence	1/19/89	10th	L 80-102	at UNLV	2/18/14	6th	L 45-60	at San Diego St.
	12/23/61	6th	L 72-74	USC	1/25/89	13th	L 68-94	UNLV	2/25/14	25th	L 58-67	at New Mexico
	12/28/62	7th	W 78-65	vs. USC	2/1/90	12th	L 90-124	at UNLV	3/13/14	8th	L 39-73	vs San Diego St.
	3/11/63	4th	L 75-79 ot	vs. Arizona State	2/22/90	24th	L 84-103	at New Mexico St.	11/29/15	6th	L 52-85	at Duke
	12/19/64	4th	L 69-88	at Minnesota	3/1/90	2nd	L 82-84	UNLV	11/22/16	15th	L 64-85	vs Purdue
	12/23/64	5th	L 71-86	at San Francisco	1/9/91	1st	L 93-124	at UNLV	11/18/17	17th	L 66-79	at Gonzaga
	12/2/67	5th	L 55-84	at Kansas	1/26/91	23rd	L 66-86	at New Mexico St.	2/17/18	24th	L 87-93	Nevada
	12/30/67	4th	L 66-85	vs. Tennessee	1/28/91	1st	L 83-126	UNLV	12/20/18	21st	L 50-60	at Houston
OPPONENTS	12/20/68	11th	L 61-67	Kansas	2/21/91	15th	L 75-83	New Mexico State	1/2/19	5th	L 49-72	at Nevada
	1/31/70	12th	W 91-84	Houston	1/30/92	21st	L 80-85 ot	UNLV	3/2/19	12th	W 81-76	Nevada
	2/7/70	6th	L 90-95	New Mexico State	3/3/92	6th	L 53-65	at UNLV	1/4/20	13th	L 68-77	San Diego State
	2/28/70	5th	L 92-104	at New Mexico St.	1/30/93	10th	L 78-87	UNLV	2/1/20	4th	L 68-80	at San Diego State
	3/14/70	2nd	L 79-101	vs. UCLA	2/27/93	13th	L 86-94	at UNLV	3/7/20	5th	W 59-56	vs San Diego State
	12/30/70	18th	W 97-81	vs. LSU	3/12/93	19th	L 86-104	vs. UNLV	3/13/21	19th	L 57-68	vs San Diego State
	12/6/71	5th	L 60-71	at Ohio State	12/3/91	13th	L 62-71	Utah	Utah State vs. Associated Press Ranked Teams USU vs. Ranked Teams: 18-104 (.149) USU vs. No. 1: 0-5 (.000) USU vs. Top Five: 2-23 (.080) USU vs. Top 10: 9-31 (.225) (NOTE: AP Polls from 1962-68 included only 10 teams.)			
	12/22/71	7th	L 84-87	BYU	12/10/91	10th	W 74-72	at Utah				
SEASON REVIEW	1/22/72	13th	L 82-101	at BYU	1/30/92	21st	L 80-85	UNLV				
	12/16/72	17th	L 80-88	at BYU	3/3/92	6th	L 53-65	at UNLV				
	1/20/73	19th	L 69-79	BYU	2/5/94	23rd	W 69-68	New Mexico State				
					12/9/95	14th	L 43-59	at Utah				
RECORDS												
UNIVERSITY												



TEAM RECORDS



UTAH STATE'S LARGEST MARGINS OF VICTORY

POINTS	SCORE	OPPONENT	DATE
76	92-16	Kurley Kilowatts	1938-39
69	80-11	Lincoln Athletic Club	1924-25
68	129-61	EASTERN OREGON	12/28/19
68	84-16	Weber HS	1913-14
64	82-18	Armour Creamery	1930-31
59	83-24	Ft. Douglas	1942-43
59	78-19	Combined Teams	1932-33
56	99-43	WESTERN STATE	12/15/01
55	89-34	WEBER STATE	11/08/19
55	115-60	CAL STATE FULLERTON	12/23/72
53	106-53	CAL POLY	2/21/95
53	75-22	Cache All-Starts	1912-13
52	69-17	Oneida Stake Academy	1916-17
51	98-47	Eastern Washington	1953-54
51	60-9	38th Infantry	1929-30
50	79-29	MONTANA TECH	12/9/00
50	111-61	SOUTHERN OREGON	11/22/97
50	66-16	Idaho College	1926-27
50	79-29	Weber Junior College	1944-45
47	107-60	IDAHO STATE	12/1/64
47	65-18	Branch Ag College	1913-14
46	98-52	CHAMINADE	12/18/95
46	112-66	LOYOLA MARYMOUNT	12/9/66
45	107-62	SAN JOSÉ STATE	12/21/20
45	94-49	SAINT KATHERINE	12/10/19
45	87-42	LOYOLA MARYMOUNT	12/30/04
45	88-43	ALBANY	12/29/00
45	87-42	DESERET NEWS	1930-31
45	74-29	Brigham Young College	1919-20
44	98-54	HAWAI'I	1/11/10
44	107-63	E. CENTRAL OKLAHOMA	1/8/81
44	101-57	SAN DIEGO STATE	1962-63
43	111-68	at Portland	2/3/70
43	74-31	MONTANA	1913-14
42	72-30	at Louisiana Tech	3/5/11
42	93-51	WESTERN STATE	12/18/99
42	101-59	REDLANDS	1/5/80
42	116-84	ST. FRANCIS	12/12/70
42	106-64	HAWAI'I	1/26/67
41	97-56	DENVER	11/12/19
41	80-39	TROY	12/23/10
41	63-22	Weber Junior College	1944-45
40	89-49	SOUTHERN UTAH	11/28/09
40	85-45	HOWARD	12/29/08
40	97-57	CAL POLY	11/29/08
40	95-55	MIDWESTERN STATE	12/3/77
40	115-75	NEW MEXICO STATE	12/20/63
40	55-15	Preston Athletic Club	1921-22
39	50-11	Montana State	1918-19
39	58-19	Oneida Stake Academy	1917-18
38	94-56	SAN JOSÉ STATE	02/25/20
38	86-48	Alabama State	2018-19
38	80-42	at Idaho	2/15/06
38	87-49	UC IRVINE	2/26/05
38	84-46	LONG BEACH STATE	1/31/04
38	109-71	CHADRON STATE	12/11/93
38	68-30	Montana State	1944-45
38	66-28	Weber Junior College	1938-39
37	76-39	FRESNO STATE	3/1/10
37	83-46	IDAHO STATE	12/1/06
37	102-65	LEWIS & CLARK COLLEGE	11/26/05
37	87-50	UC IRVINE	2/15/97
37	100-63	CS NORTHRIDGE	11/27/82
37	121-84	SOUTHERN MISS	2/2/74
37	74-37	Montana State	1935-36
37	60-23	Utah	1924-25
37	78-41	Oneida Stake Academy	1913-14

UTAH STATE'S LARGEST MARGINS OF DEFEAT

POINTS	SCORE	OPPONENT	DATE
54	82-28	Southern California	1925-26
54	69-15	Utah	1909-10
51	115-64	at Illinois	12/7/85
51	65-14	Brigham Young College (BYU)	1906-07
48	55-7	LDS College	1906-07
45	58-13	Brigham Young College (BYU)	1908-09
44	69-25	Montana State	1928-29
43	126-83	UNLV	1/28/91
43	73-30	Utah	1936-37
43	57-14	YMCA	1909-10
39	127-88	at Utah	2/12/66
39	73-34	Stanford	1935-36
38	52-14	Faculty	1916-17
37	81-44	at Colorado State	1960-61
36	92-56	vs. San José State	3/7/85
36	82-46	CCNY	1947-48
35	77-42	at Utah	12/7/99
35	113-78	UNLV	2/5/87
34	73-39	vs San Diego State	3/13/14
34	124-90	at UNLV	2/1/90
34	115-81	at BYU	1/22/66
33	85-52	at Duke	11/29/15
33	111-78	at UNLV	2/19/83
33	88-55	Utah	1954-55
33	40-7	Brigham Young College (BYU)	1907-08
33	44-11	BYU	1906-07
32	103-71	at LSU	12/28/84
32	108-76	at Weber State	12/14/85
32	104-72	at UC Irvine	2/20/82
32	66-34	BYU	1940-41
31	124-93	at UNLV	1/9/91
31	113-82	at BYU	1/30/69
31	80-49	Western Kentucky	1947-48
31	35-4	Brigham Young College (BYU)	1903-04
31	64-33	Stanford	1940-41
30	100-70	at New Mexico State	1/26/08
30	90-60	at Colorado State	2/17/69
30	110-80	Denver	1955-56
30	92-62	BYU	1955-56
30	69-39	Wyoming	1951-52
30	62-32	Colorado	1944-45
30	54-24	BYU	1941-42
29	84-55	at Kansas	12/2/67
29	78-49	at Oregon	1957-58
29	83-54	Denver	1948-49
28	111-83	at BYU	12/19/70
28	92-64	at Kentucky	1957-58
28	46-18	Colorado	1938-39
27	93-66	at Long Beach State	1/29/87
27	64-37	BYU	1944-45
26	57-83	at Nevada	1/13/18
26	89-63	at New Mexico State	2/27/97
26	94-68	UNLV	1/25/89
26	83-57	at Weber State	12/4/82
26	90-64	vs. UC Irvine	3/3/82
26	94-68	vs. San José State	2/29/80
26	83-57	BYU	1950-51
26	55-29	Utah	1947-48
26	40-24	Montana State	1926-27
25	90-75	at Nevada	2/25/95
25	91-66	at UC Santa Barbara	1/4/90
25	86-61	at Weber State	12/12/81
25	99-74	at Utah	12/16/80
25	113-88	at Wyoming	11/30/68
25	70-45	Kansas State	1949-50
25	69-44	Utah	1945-46
25	62-37	Montana State	1929-30
25	42-17	Brigham Young College (BYU)	1915-16

QUICK FACTS

OUTLOOK

AGGIE BIOS

COACHES

OPPONENTS

SEASON REVIEW

RECORDS

UNIVERSITY

Utah State's All-Century Basketball Team was announced during the 2004-05 season and has players from six different decades listed.

QUICK FACTS

OUTLOOK

AGGIE BIOS

COACHES

OPPONENTS

SEASON REVIEW

RECORDS

UNIVERSITY

WAYNE ESTES (1963-65) - First-team Associated Press All-American (1965)... Third-leading scorer in school history with 2,001 points and the fourth-leading rebounder (893)... Holds school records for career points per game (26.7), free throws made in a career (469), consecutive 10-point games (64), points in a season (821), points per game in a season (33.7), points in a game (52) and rebounds in a game (28).

TONY BROWN (1999-2002) - Basketball News honorable mention All-American (2002)... First-team all-Big West (2002)... Second-team all-Big West (2001)... Big West Tournament team (2002)... Big West all-Freshman team (1999)... Ninth leading scorer in USU history with 1,564 points.

BERT COOK (1950-52) - Drafted by New York in 1952... Scored 1,133 career points to rank 25th in USU history... Was USU's leading scorer in the 1950s.

ERIC FRANSON (1991, 94-96) - Academic All-American (1996)... Big West Player of the Year (1995)... Two-time first-team all-Big West (1995, 96)... Second-team all-Big West (1994)... Big West all-Freshman team (1991)... Led the Big West in scoring in 1995 (18.4)... Ranks 10th on the USU career scoring list with 1,545 points.

GREG GRANT (1983-86) - Big West Player of the Year (1986)... Big West Freshman of the Year (1983)... Two-time first-team all-Big West (1985, 86)... Two-time second-team all-Big West (1983, 84)... Big West all-Freshman Team (1983)... Led the Big West in scoring (22.6) and steals (2.4) in 1986... USU's all-time steals leader (226), while ranking second in scoring (2,127) and rebounding (1,003).

CORNELL GREEN (1960-62) - Two-time All-American (1960, 61)... USU career rebounding leader (1,067)... Fifth-leading scorer in Aggie history with 1,890 points... His 745 points in 1962 is the fourth-best scoring season in school history.

SHALER HALIMON (1967-68) - The 17th leading scorer in USU history with 1,284 points in just two years... His 25.2 career scoring average is second in school history... His 47 points in a game ranked third in school history.

DEAN HUNGER (1977, 79-80) - Academic All-American (1980)... Big West Player of the Year (1980)... Two-time all-Big West first-team (1979, 80)... Big West all-tournament team (1979)... Two-time Big West Player of the Week... Ranks 13th on the USU career scoring list with 1,472 points and 17th on the rebounding list with 649.

BRIAN JACKSON (1979-81) - First-team all-Big West (1981)... Two-time second-team all-Big West (1979, 80)... Big West all-tournament team (1981)... Fourth leading scorer in school history with 1,903 points and ranks seventh all-time in rebounding (840).

BOB LAURISKI (1971-73) - Scored 1,266 points to rank 19th on the USU career scoring list... Ranks 11th on the school rebounding list with 720.

JIMMY MOORE (1973-75) - The 24th ranked scorer in USU history with 1,164 points... Is also 16th on the school's all-time rebounding chart with 652... Recorded 30 consecutive double-figure scoring games... Had 29 double-doubles in his career.


SPENCER NELSON (1999, 2003-2005) - First-team all-Big West (2005)... Three-time Big West Hustle Player of the Year (2003, 04, 05)... Second-team all-Big West (2004)... Ranks eighth all-time at USU in rebounding (800) and 18th in scoring (1,283).

MARVIN ROBERTS (1969-71) - The sixth-leading scorer in USU history with 1,844 points... Ranks third on the USU rebounding chart with 997... His 12.8 career rebounding average is a school record... Is the USU leader in double-doubles (54), double-figure rebound games (55)... Earned All-American honors as a sophomore, junior and senior.

MARCUS SAXON (1997-98) - Two-time first-team all-Big West (1997, 98)... Big West Tournament MVP (1998)... Two-time Big West Tournament team (1997, 98).

NATE WILLIAMS (1970-71) - The 28th leading scorer in USU history with 1,080 points in two years... Scored 45 points in a single game to tie for the fifth-best scoring game in school history... Pulled down 22 rebounds in one game to rank 10th on that list.


KENDALL YOUNGBLOOD (1989-92) - Big West Freshman of the Year (1989)... First-team all-Big West (1992)... Two-time second-team all-Big West (1990, 91)... Big West all-Freshman team (1989)... The seventh-leading scorer in USU history with 1,774 points.




WAYNE ESTES - MVP
1963-65



TONY BROWN
1999-2002




BERT COOK
1950-52




ERIC FRANSON
1991, 1994-96



GREG GRANT
1983-86



CORNELL GREEN
1960-62



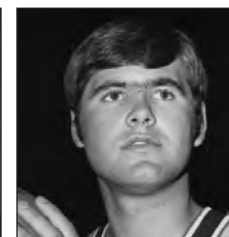
SHALER HALIMON
1967-68



DEAN HUNGER
1977, 1979-80



BRIAN JACKSON
1979-81



BOB LAURISKI
1971-73




JIMMY MOORE
1973-75



SPENCER NELSON
1999, 2003-05




MARVIN ROBERTS
1969-71



MARCUS SAXON
1997-98



NATE WILLIAMS
1970-71



KENDALL YOUNGBLOOD
1989-92



ALL-TIME RESULTS



Coach: George Peter Campbell
(1904, 1906-07)
6-15, .286 (Three Seasons)

1903-04

Record: 2-2

Brigham Young College	L	4	35
Ft. Douglas	W	18	9
Deaf and Dumb	W	24	8
Weber Stake Academy	L	13	14

1904-05

No competition.

1905-06

Record: 2-7

Brigham Young College	L	9	23
Weber Stake Academy	L	8	12
Deaf & Blind School	L	19	22
LDS College	L	14	17
Brigham Young College	W	10	6
BYU	L	14	21
LDS College	L	14	26
BYU	L	11	19
Weber Stake Academy	W	12	6

1906-07

Record: 2-6

Brigham Young College	L	4	11
Weber Stake Academy	W	21	19
Weber Stake Academy	W	19	18
Brigham Young College	L	14	65
LDS College	L	7	55
BYU	L	11	44
LDS College	L	6	26
BYU	L	12	23

Coach: George A. Walker
(1908)
0-8, .000 (One Season)

1907-08

Record: 0-8

BYU	L	16	29
Brigham Young College	L	7	40
YMCA	L	19	34
LDS College	L	12	33
BYU	L	19	43
Brigham Young College	L	11	32
LDS College	L	16	24
Brigham Young College	L	18	27

Coach: Clayton T. Teetzel
(1909-14)
23-33, .411 (Six Seasons)

1908-09

Record: 1-8

Brigham Young College	L	18	42
LDS College	L	16	34
Weber Stake Academy	W	34	22
Utah	L	13	32
LDS College	L	18	40
BYU	L	11	37
Brigham Young College	L	13	58
Utah	L	18	37
BYU	L	13	37

1909-10

Record: 3-7

Salt Lake High School	L	17	26
BYU	L	20	46
Brigham Young College	W	26	16
LDS College	L	21	23
Brigham Young College	W	29	21
YMCA	L	14	57
Utah	L	15	69
BYU	L	31	47
LDS College	W	19	14
Utah	L	21	38

1910-11

Record: 2-4

Fielding (Idaho) High School	W	44	11
Brigham Young College	W	45	25
BYU	L	19	29
Utah	L	22	26
Utah	L	33	46
BYU	L	21	37

1911-12

Record: 2-6

Oneida Stake Academy	W	48	12
Oneida Stake Academy	W	50	26
Utah	L	17	40
BYU	L	17	36
BYU	L	16	37
Brigham Young College	L	13	24
Utah	L	9	21
Brigham Young College	L	14	35

1912-13

Record: 5-4

Oneida Stake Academy	L	27	44
Cache All-Stars	W	75	22
Oneida Stake Academy	L	23	27
LDS College	L	28	32
Brigham Young College	W	35	30
BYU	L	23	33
Utah	W	31	20
BYU	W	29	20
Utah	W	34	20

1913-14

Record: 10-4

Salt Lake High School	W	60	26
BCH	W	43	10
Oneida Stake Academy	W	78	41
Montana State	W	59	33
Utah	W	41	23
Montana	W	74	31
Branch Agriculture College	W	65	18
Brigham Young College	L	17	21
Oneida Stake Academy	W	48	29
Utah	L	27	37
BYU	L	21	41
Brigham Young College	W	39	29
BYU	L	19	38
Weber High School	W	84	16

Coach: Joseph K. Jensen
(1915-19)
30-17, .638 (Five Seasons)

1914-15

Record: 1-5

Brigham Young College	L	26	38
Utah	L	15	24
BYU	L	21	29
Brigham Young College	W	28	4
BYU	L	23	31
Utah	L	19	36

1915-16

Record: 6-4

South Cache High School	W	36	10
Richmond High School	W	52	19
Oneida Stake Academy	W	45	32
Brigham Young College	L	20	23
BYU	L	17	42
Utah	L	35	39
Utah	L	17	31
Brigham Young College	W	21	18
BYU	W	37	23
Wellsville Athletic Club	W	31	23

1916-17

Record: 8-5

Faculty	L	14	52
Oneida Stake Academy	W	48	25
East High School	W	30	19
Box Elder High School	W	50	19
West High School	W	46	30
Box Elder High School	W	38	35

Oneida Stake Academy	W	69	17
Brigham Young College	W	35	20
Utah	W	34	17
BYU	L	22	43
Brigham Young College	L	25	28
Utah	L	27	34
BYU	L	27	34

1917-18

Record: 9-0 Rocky Mountain: 4-0, 1st place (Western Div.)

West High School	W	31	9
Oneida Stake Academy	W	58	19
Bingham	W	48	30
Montana State	RM W	43	11
Montana State	RM W	37	9
Utah	RM W	45	38
Brigham Young College	W	36	16
Brigham Young College	W	29	21
Utah	RM W	38	31

1918-19

Record: 6-3 Rocky Mountain: 2-2, 2nd place (Western Div.)

Ricks College	W	58	23
Rexburg Athletic Club	W	42	23
Montana State	RM W	29	17
Montana State	RM W	50	11
Utah	RM L	25	36
BYU	L	26	36
Brigham Young College	W	50	20
Brigham Young College	W	48	23
Utah	RM L	21	22



Coach: E. Lowell Romney
(1920-41)
225-157, .589 (22 Seasons)

1919-20

Record: 2-0 Rocky Mountain: 1-0

Brigham Young College	W	74	29
BYU	RM W	55	27

1920-21

Record: 6-4 Rocky Mountain: 2-3, 3rd place (Western Div.)

Utah Athletic Association	W	31	28
Logan Coaches	W	37	15
Tremonton Athletic Club	W	41	21
Utah	RM L	26	27
BYU	W	45	43
Montana State	RM W	58	24
Montana State	RM W	35	14
Utah	RM L	29	37
BYU	RM L	28	30
Brigham Young College	L	23	25

1921-22

Record: 8-3 Rocky Mountain: 3-3, 3rd place (Western Div.)

Montana Mines	W	36	17
Montana State	RM W	47	24
Montana State	RM W	49	33
Mt. St. Charles	W	38	15
Preston Athletic Club	W	41	25
Western Athletic Club	W	39	37
BYU	RM L	22	39
Utah	RM L	41	43
Preston Athletic Club	W	55	15
BYU	RM W	36	34
Utah	RM L	27	30

1922-23

Record: 8-4 Rocky Mountain: 4-4, 1-2nd place (Western Div.)

Montana State	W	42	27
Montana State	W	40	30
BYU	W	55	19
BYU	W	36	30
Utah	W	40	35
Utah	L	26	29
BYU	W	23	22
BYU	L	26	37
Utah	L	32	38
Utah	L	30	44
Denver	W	67	36
Denver	W	59	37

QUICK FACTS

OUTLOOK

AGGIE BIOS

COACHES

OPPONENTS

SEASON REVIEW

RECORDS

UNIVERSITY



ALL-TIME RESULTS



QUICK FACTS

OUTLOOK

AGGIE BIOS

COACHES

OPPONENTS

SEASON REVIEW

RECORDS

UNIVERSITY

1923-24

Record: 6-6 Rocky Mountain: 3-5, 3rd place (Western Div.)

Montana Mines	W	26	17
Montana Mines	W	29	11
Montana State	RM W	24	21
Montana State	RM L	12	19
Utah	RM W	37	23
Utah	RM L	27	32
BYU	W	43	36
BYU	RM L	21	38
BYU	RM L	27	30
BYU	L	25	32
Utah	RM L	22	44
Utah	RM W	40	30

1924-25

Record: 12-7 Rocky Mountain: 5-5, 1-2nd place (Western Div.)

BYU	RM L	26	29
BYU	RM W	42	22
Utah	RM L	30	33
Utah	RM W	26	22
Montana State	RM W	38	37
Montana State	RM L	23	27
BYU	RM L	36	48
BYU	RM L	23	24
Southern Cal	W	31	23
Southern Cal	L	21	34
Los Angeles Athletic Club	W	43	12
Los Angeles Athletic Club	L	27	32
Occidental College	W	38	20
Lincoln Athletic Club	W	80	11
San Diego DeMolay	W	31	21
Pacific Athletic Club	W	39	13
Southern Cal Freshmen	W	30	28
Utah	RM W	33	21
Utah	RM W	30	23

1925-26

Record: 13-5 Rocky Mountain: 8-4, 1st place (Western Div.)

Rocky Mountain Conference Champion			
Southern Cal	L	28	82
Southern Cal	W	52	17
Montana State	RM W	35	30
Montana State	RM W	40	23
Yellow Cab	W	48	15
BYU	RM W	49	31
BYU	RM L	32	35
Utah	RM W	50	26
Utah	RM W	33	28
Utah	RM W	40	31
Utah	RM L	36	49
BYU	RM L	43	52
BYU	RM W	36	34
Montana State	RM W	61	44
Montana State	RM L	26	38
Colorado State College	W	39	23
Colorado State College	W	48	22
Colorado State College	W	40	27

1926-27

Record: 11-3 Rocky Mountain: 9-3, 2nd place (Western Div.)

Idaho College	W	66	16
BYU	RM W	50	48
BYU	RM W	62	34
Montana State	RM L	29	35
Montana State	RM L	24	40
Idaho All-Stars	W	46	22
Utah	RM W	34	28
Utah	RM W	35	33
Utah	RM W	41	33
Utah	RM W	39	35
Montana State	RM W	40	34
Montana State	RM L	42	44
BYU	RM W	44	38
BYU	RM W	42	25

1927-28

Record: 7-7 Rocky Mountain: 5-7, 1-2nd (Western Div.)

Utah	RM L	36	37
Utah	RM L	24	37
Montana State	RM L	39	57
Montana State	RM W	47	44
Mt. St. Charles	W	43	30
Mt. St. Charles	W	47	34

BYU	RM L	34	49
BYU	RM W	39	31
Montana State	RM L	42	55
Montana State	RM L	35	39
BYU	RM W	52	41
BYU	RM W	48	42
Utah	RM L	35	39
Utah	RM W	42	23

1928-29

Record: 8-10 Rocky Mountain: 4-8, 3rd place (Western Div.)

Vico Oil	W	43	34
North Dakota	L	19	24
Mt. St. Charles	W	60	33
Mt. St. Charles	W	41	27
Montana State	RM L	38	57
Montana State	RM W	47	43
Utah	RM L	39	49
Utah	RM L	34	35
BYU	RM L	45	53
BYU	RM L	34	46
Montana State	RM L	29	53
Montana State	RM L	25	69
Mt. St. Charles	W	37	28
Mt. St. Charles	L	34	44
Utah	RM W	42	27
Utah	RM W	44	37
BYU	RM L	45	49
BYU	RM W	52	50

1929-30

Record: 15-7 Rocky Mountain: 7-5, 1-1st place (Western Div.)

Rocky Mountain Conference Champion			
38th Infantry	W	60	9
Union Pacific	W	61	37
Wyoming	W	31	29
Southern Cal	W	32	29
Southern Cal	L	38	43
Whittier	W	46	12
Utah	RM W	47	40
Utah	RM W	40	38
BYU	RM W	39	37
BYU	RM L	37	53
Montana Mines	W	38	22
Montana State	RM L	44	53
Montana State	RM L	37	62
Utah	RM L	45	47
Utah	RM W	45	38
BYU	RM L	36	49
BYU	RM W	55	41
Montana State	RM W	41	34
Montana State	RM W	48	40
Montana State	W	40	35
Montana State	L	40	43
Montana State	W	37	29

1930-31

Record: 13-7 Rocky Mountain: 7-5, 1-2nd place (Western Div.)

Deseret News	W	87	42
Armour Creamery	W	82	18
Branch Agriculture College	W	60	29
Branch Agriculture College	W	60	30
Southern Cal	L	17	25
Southern Cal	W	33	25
Los Angeles Athletic Club	L	27	42
Pacific Coast Athletic Club	W	49	34
Utah	RM W	39	28
Utah	RM W	45	39
Montana State	RM W	33	29
Montana State	RM W	31	29
BYU	RM W	61	59
BYU	RM L	39	45
Utah	RM L	39	43
Utah	RM L	39	41
BYU	RM L	51	61
BYU	RM L	40	53
Montana State	RM W	50	49
Montana State	RM W	45	31

1931-32

Record: 7-15 Rocky Mountain: 2-10, 4th place (Western Div.)

Gila College	W	52	33
Los Angeles Athletic Club	L	26	31
California	W	39	27

California	W	33	20
California	L	21	30
Pasadena Athletic Club	L	36	38
Long Beach Athletic Club	L	23	40
Long Beach Athletic Club	L	29	32
Branch Agriculture College	W	25	15
Montana State	RM W	48	26
Montana State	RM L	20	29
BYU	RM W	47	45
BYU	RM L	37	40
Utah	RM L	31	46
Utah	RM L	30	45
Montana State	RM L	31	33
Montana State	RM L	26	37
Utah	RM L	29	36
Utah	RM L	40	42
BYU	RM L	32	39
BYU	RM L	50	63
United Billiards	W	54	43

1932-33

Record: 10-12 Rocky Mountain: 3-8, 3rd place (Western Div.)

Texaco Oil	W	65	29
United Billiards	W	56	43
Piggly Wiggly of Logan	W	69	49
Combined Teams	W	78	19
Branch Agriculture College	W	44	24
Hancock Oil	L	36	44
UCLA	L	39	54
Southern Cal	L	33	38
Pasadena Majors	L	35	52
Montana State	RM W	42	33
Utah	RM L	37	55
Utah	RM L	33	38
BYU	RM W	40	33
BYU	RM L	44	59
Utah	RM L	37	48
Utah	RM L	49	54
Montana State	RM L	42	57
Montana State	RM W	50	19
BYU	RM L	30	37
BYU	RM L	36	48
House of David	W	53	36
House of David	W	62	46

1933-34

Record: 14-6 Rocky Mountain: 8-5, 2nd place (Western Div.)

Clark Insurance	W	81	65
Ogden Boosters	W	48	42
Denver Athletic Club	W	57	51
Colorado College	RM W	44	23
Pasadena Majors	W	51	28
Pasadena Majors	W	40	22
Stanford	W	46	35
California	L	31	49
BYU	RM L	34	57
BYU	RM L	35	42
Utah	RM W	40	36
Utah	RM W	32	24
Montana State	RM W	39	33
Montana State	RM W	42	34
Montana State	RM W	31	29
Montana State	RM W	34	26
BYU	RM L	37	48
BYU	RM W	43	35
Utah	RM L	35	43
Utah	RM L	44	51

1934-35

Record: 17-5 Rocky Mountain: 9-3, 1st place (Western Div.)

Rocky Mountain Conference Champion			
Denver Athletic Club	W	59	55
Logan Elks	W	40	19
McMillan Ring-Frees	W	50	38
UCLA	W	44	39
Montana State	RM W	50	31
Montana State	RM W	46	40
Logan Elks	W	48	30
BYU	RM L	38	39
BYU	RM W	41	27
Utah	RM W	58	53
Utah	RM W	50	37
BYU	RM W	48	47
BYU	RM L	39	40



ALL-TIME RESULTS



Montana State	RM	W	57	41
Montana State	RM	L	56	60
Utah	RM	W	55	43
Utah	RM	W	51	41
Colorado State College		W	54	34
Colorado State College		W	47	35
Colorado State College		L	42	45
Lambuth College		W	67	32
Italian Athletic Club		L	26	32

1935-36

Record: 17-9 Rocky Mountain: 9-3, 1st place (Western Div.)

Rocky Mountain Conference Champion

Nevada		W	48	33
Stanford		L	34	73
UCLA		W	43	32
San José State		W	40	36
Oregon		L	34	50
San Francisco		L	32	35
UCLA		L	36	40
UCLA		W	44	34
Utah	RM	W	50	45
Utah	RM	W	46	41
Utah	RM	W	45	29
BYU	RM	W	36	35
BYU	RM	W	37	33
BYU	RM	L	32	39
BYU		W	51	41
Montana State	RM	L	33	37
Montana State	RM	W	37	34
Montana State	RM	W	74	37
Montana State		W	58	42
Wyoming	RM	W	42	32
Wyoming	RM	W	42	28
Wyoming	RM	L	33	48
Kansas	OP	L	37	39
Kansas	OP	W	42	37
Kansas	OP	W	50	33
Wilmering YMCA	OP	L	48	62

1936-37

Record: 6-9 Rocky Mountain: 5-7, 1-3rd place (Western Div.)

Cache Valley All-Stars		W	32	30
BYU	RM	W	40	31
BYU	RM	L	46	49
Manhattan		L	32	39
Penn. Athletic Club		L	29	38
Montana State	RM	L	35	40
Montana State	RM	W	42	41
Utah	RM	W	51	40
Utah	RM	W	41	39
BYU	RM	L	45	55
BYU	RM	W	47	38
Montana State	RM	L	35	40
Montana State	RM	L	42	54
Utah	RM	L	30	73
Utah	RM	L	43	59

1937-38

Record: 11-9 | Mountain States Conference: 6-6, 4th

Ecker Studio College		L	55	59
Ecker Studio College		W	63	45
Watkins Motor		W	66	47
Ecker Studio College		L	56	59
Hastings College		W	61	37
Cache Valley All-Stars		W	73	57
Nevada		W	65	37
Ecker Studio College		L	57	62
Wyoming		L	32	44
Colorado State		W	57	34
BYU		W	60	53
Wyoming		L	55	57
Utah		L	35	59
Colorado State		W	62	52
Denver		W	75	48
Colorado		L	35	59
Colorado		W	59	58
Denver		W	48	46
Utah		L	47	63
BYU		L	50	58

1938-39

Record: 18-6 | Mountain States Conference: 7-5, 1-3rd

NCAA Tournament Participant

Watts All-Stars		W	39	31
Mint Cafe		W	50	22
Ecker Studio College		W	61	35
Weber Junior College		W	56	28
Montana		W	45	36
Montana		W	44	32
Weber Junior College		W	66	28
Kurley Killowatts		W	92	16
Nevada		W	43	36
California		L	35	42
BYU		W	54	46
Colorado State		W	44	37
Colorado		L	18	46
Colorado State		W	52	34
Utah		W	53	46
Colorado		L	43	56
Utah		L	45	67
Wyoming		W	47	45
Denver		W	64	47
Denver		W	54	39
Wyoming		L	41	50
BYU		W	53	38
Oklahoma	NCAA	L	39	50
Texas	NCAA	W	51	49

1939-40

Record: 11-7 | Mountain States Conference: 7-5, 1-3rd

Clark's All-Stars		W	64	44
Oregon State		L	38	39
Oregon State		L	39	41
College of Idaho		W	60	35
California		W	43	33
St. Mary's (Calif.)		W	41	32
Colorado		W	31	28
Wyoming		W	46	33
Denver		W	36	27
Denver		L	46	56
Wyoming		W	30	27
BYU		W	55	35
Utah		W	36	29
BYU		L	43	49
Colorado		L	38	44
Colorado State		L	52	56
Colorado State		W	58	42
Utah		L	40	41

1940-41

Record: 5-16 | Mountain States Conference: 2-10, 7th

Ogden Pioneers		W	48	33
Watts All-Stars		W	39	38
Oregon State		L	26	43
Oregon State		L	34	39
California		L	43	47
Watts All-Stars		W	52	49
St. Mary's (Calif.)		L	42	44
San José State		L	41	55
Stanford		L	33	64
BYU		L	34	66
Colorado State		W	34	27
Colorado		L	34	41
Colorado State		L	31	40
Utah		L	21	44
Colorado		L	32	43
Wyoming		L	35	41
Denver		L	44	45
Denver		L	34	43
Wyoming		L	32	50
BYU		W	48	47
Utah		L	27	49

Coach: Robert W. Burnett
(1942)
6-10, .375 (One Season)

1941-42

Record: 6-10 | Mountain States Conference: 3-9, 5th

Weber Junior College		W	56	36
Willamette		W	38	31
Oregon State		L	30	45
Eastern Oregon		W	56	42
BYU		L	24	54
Colorado		L	31	49

Denver		W	34	18
Utah		L	35	53
Colorado State		W	47	34
Colorado State		W	41	26
Wyoming		L	43	60
Denver		L	39	54
BYU		L	52	57
Utah		L	39	49
Wyoming		L	54	73
Colorado		L	46	57

Coach: D.D. Young
(1943, 1945)
23-17, .575 (Two Seasons)

1942-43

Record: 14-7 | Mountain States Conference: 4-4, 3rd

Ft. Douglas		W	83	24
Cache Valley All-Stars		W	85	53
Weber Junior College		W	62	38
Idaho State		W	66	41
Ricks College		W	74	53
Montana		L	44	48
Montana State		W	47	38
Montana		L	43	44
Montana State		L	39	42
Idaho State		W	52	46
Weber Junior College		W	63	52
Armstrong		W	63	43
Logan Marines		W	57	38
BYU		W	43	38
BYU		L	41	58
Utah		W	50	44
Utah		L	28	46
Utah		W	51	42
Utah		W	55	52
BYU		L	38	44
BYU		L	59	63

1943-44

No competition.

1944-45

Record: 9-10 | Mountain States Conference: 3-7, 5th

Cache Coaches		W	50	38
Idaho Southern		W	51	43
Weber Junior College		W	79	29
Weber Junior College		W	63	22
Ft. Douglas		W	64	40
Kearns		L	48	50
Montana State		L	40	41
Montana State		W	68	30
Idaho Southern		L	49	54
Utah		L	47	62
Colorado		L	32	62
BYU		L	41	50
Colorado		L	46	50
Utah		L	59	80
Wyoming		W	44	36
Denver		W	80	53
Denver		W	72	53
Wyoming		L	49	52
BYU		L	37	64

Coach: H.B. Lee
(1946-47)
21-22, .488 (Two Seasons)

1945-46

Record: 7-12 | Mountain States Conference: 2-10, 6th

Weber Junior College		W	64	48
Clearfield		W	50	23
Montana		W	37	36
Idaho		L	33	55
Weber Junior College		L	41	47
Idaho Southern		W	47	32
Idaho Southern		W	49	39
BYU		L	41	47
BYU		L	48	64
Denver		L	37	45
Denver		W	62	35
Colorado		L	39	59
Colorado		L	33	42
Colorado State		L	36	43
Colorado State		W	35	34

QUICK FACTS

OUTLOOK

AGGIE BIOS

COACHES

OPPONENTS

SEASON REVIEW

RECORDS

UNIVERSITY



ALL-TIME RESULTS



QUICK FACTS

Utah	L	44	69
Utah	L	31	34
Wyoming	L	30	45
Wyoming	L	52	66

1946-47

Record: 14-10 Mountain States Conference: 6-6, t-3rd			
Weber Junior College	W	66	35
Idaho Southern	W	51	31
Washington State	W	50	44
San Francisco	W	44	35
Montana State	W	54	50
Weber Junior College	L	44	53
Bradley	L	53	72
Springfield	W	63	55
American Institute	W	58	40
St. Joseph's (Pa.)	L	48	52
Long Island University	L	38	56
Colorado	L	45	56
Denver	W	45	44
Utah	W	50	49
Wyoming	L	34	43
Colorado	W	40	34
Colorado State	W	55	38
Colorado State	W	43	35
Wyoming	L	45	60
Utah	L	41	55
BYU	L	40	62
Denver	L	39	44
BYU	W	52	49
Hawaii	W	51	37



Coach: Joe Whitesides
(1948-50)
35-54, .393 (Three Seasons)

1947-48

Record: 8-16 Mountain States Conference: 3-7, 5th			
Idaho State	W	49	42
Montana State	L	58	66
Montana State	L	50	57
Montana State	W	42	36
San Francisco	L	54	55
Montana	W	63	58
St. Bonaventure	W	51	47
CCNY	L	46	82
Duquesne	L	43	65
Lawrence Tech	W	62	58
Western Kentucky	L	49	80
Loras	L	48	55
BYU	W	68	65
Montana	L	64	68
Montana	L	65	78
Utah	W	44	42
Denver	L	51	59
BYU	L	47	66
Utah	L	29	55
Colorado State	W	64	45
Wyoming	L	40	46
Colorado State	L	51	65
Denver	L	54	71
Wyoming	L	27	39

1948-49

Record: 10-21 Mountain States Conference: 4-16, 5th			
Idaho State	W	47	39
Oregon State	L	38	52
Idaho	W	38	37
Montana	W	75	67
Montana State	W	64	37
California	L	57	72
San José State	L	41	61
San José State	W	47	37
Regis	L	42	51
Wichita State	W	43	39
Emporia State	L	63	73
Denver	L	50	52
Denver	W	57	48
Colorado State	W	50	43
Colorado State	W	64	52
BYU	L	51	60

OUTLOOK

AGGIE BIOS

COACHES

OPPONENTS

SEASON REVIEW

RECORDS

UNIVERSITY

BYU	L	46	64
Denver	L	57	59
Denver	L	54	83
Colorado State	L	55	57
Utah	L	58	64
Utah	L	42	61
BYU	W	58	54
BYU	L	54	67
Wyoming	L	55	66
Wyoming	L	31	45
Utah	L	52	62
Utah	L	40	58
Colorado State	L	62	63
Wyoming	L	44	63
Wyoming	L	44	65

1949-50

Record: 17-17 Mountain States Conference: 10-10, 4th			
Idaho State	W	65	55
Oregon	L	72	86
Southern Cal	L	43	50
Denver	L	39	60
Colorado State	W	58	43
Regis	L	41	50
Idaho State	W	72	43
Lawrence Tech	W	69	59
Montana State	W	65	56
Montana State	W	64	54
Tennessee	L	62	66
Pittsburgh	W	54	50
Iowa	L	60	62
Kansas State	L	45	70
Denver	L	51	56
Denver	W	59	47
Colorado State	W	38	33
Utah	W	54	51
Utah	W	68	50
BYU	L	41	71
BYU	L	47	48
Wyoming	W	43	36
Wyoming	L	28	32
Colorado State	W	48	46
Utah	W	73	52
Utah	L	36	49
Colorado State	W	49	36
Wyoming	L	42	48
Wyoming	L	33	59
BYU	L	46	60
BYU	L	35	63
Colorado State	W	54	48
Denver	W	52	44
Denver	L	50	53



Coach: H. Cecil Baker
(1951-61)
157-142, .528 (11 Seasons)

1950-51

Record: 12-22 Mountain States Conference: 6-14, t-5th			
Idaho State	W	67	54
Idaho State	W	69	54
Montana State	W	70	62
Colorado	W	46	43
Oregon	L	64	66
Kansas	L	38	59
Iowa State	L	41	52
Hamline	L	64	82
Montana	W	67	59
Wyoming	L	49	69
Denver	L	48	63
Colorado State	W	63	62
BYU	L	59	72
BYU	W	72	68
Denver	L	63	65
Denver	L	51	56
Idaho	L	53	69
Colorado State	L	59	60
Wichita State	W	56	50
Kansas State	L	56	66
Utah	W	51	50
Utah	L	48	61

BYU	L	57	83
BYU	L	42	51
Utah	W	53	35
Utah	L	44	52
Colorado State	W	50	49
Colorado State	L	64	67
Wyoming	L	54	55
Wyoming	L	51	58
Denver	W	66	60
Denver	L	73	80
Wyoming	L	52	69
Wyoming	L	49	53

1951-52

Record: 16-15 Mountain States Conference: 9-5, t-2nd			
Idaho State	W	51	50
Idaho State	L	53	62
Northern Arizona	W	85	70
Sacramento State	W	68	64
Nevada	L	51	60
Pacific	W	64	54
San José State	L	54	59
Sacramento State	L	49	60
San Francisco State	W	73	60
Los Angeles State	L	58	60
Pepperdine	L	53	71
Santa Clara	L	62	63
Montana	L	72	74
Colorado State	W	46	41
Wyoming	L	39	69
Wyoming	W	53	47
Utah	L	45	57
BYU	W	57	40
New Mexico	W	68	51
New Mexico	W	62	58
Denver	L	46	62
Colorado State	W	85	69
BYU	W	67	63
Denver	W	82	60
Utah	L	70	79
Montana State	L	60	79
Montana State	L	53	57
Regis	W	77	65
Montana	W	72	68
Clarion State	W	85	68
Lawrence Tech	L	62	71

1952-53

Record: 17-13 Mountain States Conference: 7-7, 3rd				
Colorado		L	64	81
Colorado		L	66	70
Idaho State		W	62	50
Idaho State		L	48	63
Washington State		W	72	65
Montana State		W	76	74
Montana State		W	66	60
Gonzaga		L	72	83
Eastern Washington		L	69	71
New York University	HFT	W	67	61
Miami (Ohio)	HFT	W	79	78
Manhattan	HFT	W	59	57
BYU		L	66	72
Wyoming		L	54	64
Colorado State		L	76	78
Utah		W	62	58
San José State		W	63	59
San José State		L	55	69
Utah		L	68	75
BYU		L	60	77
Montana		W	87	78
Denver		W	83	73
New Mexico		W	76	70
Colorado State		W	74	61
Wyoming		W	58	56
Denver		W	69	62
New Mexico		L	91	99
Gonzaga		W	83	64
Gonzaga		W	67	65
Montana		L	61	76



ALL-TIME RESULTS



1953-54

Record: 14-13 | Mountain States Conference: 7-7, 1-4th

Portland	W	70	68
Portland	W	94	78
Nevada	W	65	63
Nevada	W	81	65
Montana State	L	60	70
Montana State	W	77	66
Idaho State	L	44	53
Idaho State	L	66	74
Eastern Washington	W	98	47
New York University	L	67	86
St. Joseph's (Pa.)	W	71	64
Washington (Mo.)	L	62	64
Illinois	L	61	88
Utah	L	58	71
Wyoming	L	54	65
Colorado State	L	60	68
BYU	W	73	68
Utah	L	62	74
BYU	L	63	75
Colorado State	W	64	58
Denver	L	60	65
New Mexico	L	74	97
Wyoming	W	62	46
Montana	W	70	66
Denver	W	67	55
New Mexico	W	65	55
Montana	W	85	56

1954-55

Record: 15-7 | Mountain States Conference: 9-5, 1-3rd

Idaho State	L	67	71
Idaho State	W	66	58
Washington State	L	68	69
Washington State	W	73	72
Idaho	L	88	90
Baylor	W	80	61
Montana State	W	78	61
Montana State	W	78	74
Colorado State	W	75	65
Wyoming	L	60	65
Utah	L	55	88
BYU	W	62	58
Montana	W	86	61
Utah	W	62	60
New Mexico	W	89	63
Denver	W	65	64
Colorado State	W	72	66
Wyoming	L	48	68
BYU	W	76	71
Denver	L	73	77
New Mexico	W	79	68
Montana	W	79	70

1955-56

Record: 13-13 | Mountain States Conference: 7-7, 1-3rd

Idaho State	W	68	64
Idaho State	W	69	58
Eastern Washington	L	62	85
Gonzaga	W	92	91
Washington State	W	68	65
Idaho	L	71	76
Montana State	W	64	59
Montana State	L	81	85
Utah	L	55	74
Kentucky Wesleyan	L	73	84
Pacific	W	71	64
Pittsburgh	L	81	84
Washington (Mo.)	L	61	82
Wyoming	W	63	61
Colorado State	W	79	58
Montana	L	60	62
BYU	W	63	56
Denver	W	76	74
New Mexico	W	75	62
BYU	L	62	92
Wyoming	L	73	95
Colorado State	W	84	80
Montana	W	73	67
Utah	L	68	75
Denver	L	80	110
New Mexico	L	63	74

1956-57

Record: 11-13 | Mountain States Conference: 7-7, 5th

11/30	Idaho State		L	60	66	
12/1	Seattle		L	59	66	
12/3	Idaho State		L	60	68	
	Eastern Washington		W	68	55	
	Whitworth		L	49	67	
12/8	Washington State	A	W	58	57	
12/10	Idaho	A	L	50	64	
12/14	Idaho	H	W	61	58	
12/21	Montana State		L	83	100	
12/22	Montana State		W	78	73	
1/3	Utah	MSAC	H	W	68	64
1/5	Montana	MSAC	H	W	80	79
1/11	Wyoming	MSAC	A	L	78	86
1/12	Colorado State	MSAC	A	L	72	89
1/18	BYU	MSAC	H	W	76	75
1/25	BYU	MSAC	A	L	76	93
1/31	Denver	MSAC	A	L	66	69
2/2	New Mexico	MSAC	A	W	84	73
2/15	Wyoming	MSAC	H	W	76	62
2/16	Colorado State	MSAC	H	L	65	67
2/21	Montana	MSAC	A	L	67	78
2/23	Utah	MSAC	A	L	90	92
3/1	Denver	MSAC	H	W	64	60
3/2	New Mexico	MSAC	H	W	69	61

1957-58

Record: 4-20

Home: 3-6 Away: 1-14

Home, SC Away, FFA						
12/4	Portland	A	L	62	86	
12/6	Oregon	A	L	53	63	
12/7	Oregon	A	L	49	78	
12/13	Montana State	H	L	66	75	
12/14	Montana State	H	W	82	70	
12/19	Washington (Mo.)	A	L	53	63	
12/21	Dayton	A	L	47	66	
12/23	Kentucky	A	L	64	92	
12/26	Idaho	A	L	63	64	
12/27	Idaho	A	L	66	75	
1/11	Utah	MSAC	A	L	57	81
1/17	Wyoming	MSAC	H	L	70	71
1/18	Colorado State	MSAC	H	L	62	84
1/25	Montana	MSAC	A	L	47	59
1/31	BYU	MSAC	H	L	55	67
2/7	Denver	MSAC	H	W	72	68
2/8	New Mexico	MSAC	H	W	60	46
2/15	BYU	MSAC	A	L	66	69
2/21	Colorado State	MSAC	A	L	56	74
2/24	Wyoming	MSAC	A	L	68	72
2/27	Montana	MSAC	H	L	75	77
3/1	Utah	MSAC	H	L	78	87
3/6	New Mexico	MSAC	A	W	78	68
3/8	Denver	MSAC	A	L	68	74

1958-59

Record: 19-7 | Mountain States Conference: 10-4, 1-2nd

Home: 10-1 | Away: 9-4 | Neutral: 0-2

12/5	Idaho State	ISU	A	W	65	62
12/7	Portland	ISU	N1	L	66	68
12/10	West Texas State		H	W	91	61
12/13	Washington State		H	W	66	57
12/19	Arizona		H	W	83	57
12/20	St. Mary's (Calif.)		H	W	79	63
12/26	Idaho		A	W	64	63
12/27	Idaho		A	W	69	60
12/29	Kentucky Wesleyan	AAC	A	W	96	86
12/30	Ohio	AAC	N2	L	72	80
1/2	Washington (Mo.)		A	W	69	66
1/3	Toledo		A	L	61	69
1/10	Utah	MSAC	H	L	71	82
1/16	Wyoming	MSAC	A	W	82	76
1/17	Colorado State	MSAC	A	W	88	77
1/24	Montana	MSAC	H	W	75	59
1/30	BYU	MSAC	A	L	54	77
2/5	Denver	MSAC	A	L	68	80
2/7	New Mexico	MSAC	A	W	81	72
2/14	BYU	MSAC	H	W	74	67
2/20	Colorado State	MSAC	H	W	81	74
2/21	Wyoming	MSAC	H	W	79	56
2/26	Montana	MSAC	A	W	81	79
2/28	Utah	MSAC	A	L	63	66
3/6	New Mexico	MSAC	H	W	93	72
3/7	Denver	MSAC	H	W	88	71

N1-Pocatello, Idaho | N2-Owensboro, Ky.

1959-60

Record: 24-5 | Mountain States Conference: 12-2, 2nd

Home: 9-1 | Away: 11-3 | Neutral: 4-1

National Invitation Tournament Participant

12/1	Idaho State	H	W	86	67
12/3	Seattle	A	W	85	73
12/4	Portland	A	W	74	67
11/2/10	owa State	A	W	71	66
12/11	Drake	A	L	73	83
12/18	Washington State	H	W	72	58
12/19	Pacific	H	W	77	67
12/21	Idaho	A	L	56	57
12/22	Idaho	A	W	73	61
12/28	Niagara	ACT	N1	W	75
12/29	Wichita State	ACT	N1	W	75
12/30	Oklahoma City	ACT	A	W	75
1/9	Utah	MSAC	A	W	73
1/15	Wyoming	MSAC	H	W	88
1/16	Colorado State	MSAC	H	W	73
1/23	Montana	MSAC	A	W	83
1/29	BYU	MSAC	H	W	84
2/5	Denver	MSAC	H	W	99
2/6	New Mexico	MSAC	H	W	86
2/13	BYU	MSAC	A	W	75
2/19	Colorado State	MSAC	A	L	60
2/20	Wyoming	MSAC	A	W	81
2/25	Montana	MSAC	H	W	89
2/27	Utah	MSAC	H	L	75
3/3	New Mexico	MSAC	A	W	103
3/5	Denver	MSAC	A	W	76
3/12	Villanova	NIT	N2	W-OT	73
3/17	Providence	NIT	N2	L	62
3/19	St. Bonaventure	NIT	N2	W	99

N1-Oklahoma City, Okla. | N2-New York, N.Y.

1960-61

Record: 12-14 | Mountain States Conference: 4-10, 6th

Home: 8-3 | Away: 1-9 | Neutral: 3-2

12/3	New York University		A	W	67	65
12/5	Detroit		A	L	68	70
12/7	Nebraska		A	L	60	65
12/9	South Dakota State		H	W	91	78
12/12	Western Kentucky	BGT	N1	L	72	86
12/13	Georgia Tech	BGT	N1	W	67	62
12/16	New Mexico State		H	W	74	65
12/20	Los Angeles State		H	W	110	88
12/21	Kent State		H	W	83	62
12/28	Texas Christian	ACT	N2	W	87	61
12/29	Wichita State	ACT	N2	L	63	73
12/30	New York University	ACT	N2	W	57	45
1/7	Utah	MSAC	H	L	70	85
1/13	Wyoming	MSAC	A	L	73	86
1/14	Colorado State	MSAC	A	L	44	81
1/20	Montana	MSAC	H	W	58	57
1/27	BYU	MSAC	A	L	57	75
2/2	Denver	MSAC	A	L	61	67
2/4	New Mexico	MSAC	A	L	68	75
2/11	BYU	MSAC	H	W	94	73
2/17	Colorado State	MSAC	H	L	60	64
2/18	Wyoming	MSAC	H	W	73	61
2/23	Montana	MSAC	A	L	58	66
2/25	Utah	MSAC	A	L	84	96
3/3	New Mexico	MSAC	H	W	108	78
3/4	Denver	MSAC	H	L	72	77

N1-Louisville, Ky. | N2-Oklahoma City, Okla.



Coach: Ladell Andersen
(1962-71)
173-96, .643 (10 Seasons)

1961-62

Record: 22-7 | Mountain States Conference: 12-2, 2nd

Home: 11-2 | Away: 9-1 | Neutral: 2-4

NCAA Tournament Participant

12/1 Los Angeles State	A	W	72	67
12/2 Arizona	A	W	67	54
12/6 Idaho State	A	W	67	63
12/8 Loyola (Calif.)	H	W	105	91
12/9 Idaho State	H	W	86	71
12/16 San José State	H	W	72	58
12/18 San Francisco State	H	W	90	60



ALL-TIME RESULTS



QUICK FACTS

OUTLOOK

AGGIE BIOS

COACHES

OPPONENTS

SEASON REVIEW

RECORDS

UNIVERSITY

12/21	Pacific		H	W	77	64
12/23	Southern Cal		H	L	72	74
12/26	Oklahoma City	ACT	N1	W	80	71
12/28	Houston	ACT	N1	L	46	51
12/29	Wichita State	ACT	N1	L	88	90
1/6	Utah	MSAC	A	L	72	77
1/12	Colorado State	MSAC	H	W	69	59
1/13	Wyoming	MSAC	H	W	72	59
1/20	Montana	MSAC	A	W	62	57
1/26	BYU	MSAC	H	W	88	69
2/2	New Mexico	MSAC	H	W	76	64
2/3	Denver	MSAC	H	W	83	79
2/10	BYU	MSAC	A	W	80	70
2/16	Wyoming	MSAC	A	W	78	65
2/17	Colorado State	MSAC	A	W	77	70
2/22	Utah	MSAC	H	L	76	78
2/24	Montana	MSAC	H	W	66	62
3/1	Denver	MSAC	A	W	82	64
3/3	New Mexico	MSAC	A	W	88	77
3/13	Arizona State	NCAA	N2	W	78	73
3/16	UCLA	NCAA	N3	L	62	73
3/17	Pepperdine	NCAA	N3	L	71	75
N1-Oklahoma City, Okla. N2-Covallis, Ore. N3-Provo, Utah						

N1-Oklahoma City, Okla. | N2-Covallis, Ore. | N3-Provo, Utah

1962-63

Record: 20-7

Home: 12-1 | Away: 6-4 | Neutral: 2-2

NCAA Tournament Participant

12/1	Ohio State	A	L	50	62
12/3	Butler	A	W	80	74
12/7	Montana State	H	W	79	72
12/7	Montana State	H	W	85	66
12/14	Texas Western	H	L	59	66
12/15	Regis	H	W	83	75
12/17	San Diego State	H	W	101	57
12/20	Iowa State	H	W	87	52
12/22	Michigan State	H	W	102	87
12/26	UCLA	N1	L	75	89
12/27	Washington	N1	W	71	60
12/28	Southern Cal	N1	W	78	65
1/4	Utah	A	W	69	55
1/5	BYU	H	W	69	58
1/12	Montana	A	W	84	58
1/19	Colorado State	H	W	75	68
1/25	Denver	H	W	88	62
1/26	BYU	A	W	70	67
1/31	Utah	H	W	97	69
2/4	Montana	H	W	85	67
2/8	Texas Western	A	L	55	57
2/9	New Mexico State	A	W	78	48
2/15	Air Force	A	L	65	66
2/16	Denver	A	W	74	70
2/23	Creighton	H	W	69	68
3/2	Colorado State	A	L	60	67
3/11	Arizona State	NCAA	N2	L-OT	75

N1-Los Angeles, Calif. | N2-Eugene, Ore.

1963-64

Record: 21-8

Home: 13-1 | Away: 7-5 | Neutral: 1-2

NCAA Tournament Participant

11/30	Loyola (Calif.)	H	W	97	85
12/2	Fresno State	H	W	102	71
12/10	Texas A&M	H	W	94	71
12/14	Creighton	A	L-2OT	91	96
12/16	Iowa State	A	L	68	77
12/20	New Mexico State	H	W	115	75
12/21	Arizona	H	W	64	60
12/23	Bradley	H	W	95	90
12/28	Ohio State	H	W	79	66
1/6	Utah	H	W	84	72
1/10	Air Force	H	W	83	73
1/18	Montana	A	W	98	70
1/24	Colorado State	H	W	85	70
1/25	BYU	H	W	105	90
1/31	BYU	A	W	90	73
2/1	Utah	A	L	67	79
2/3	Denver	H	W	75	56
2/7	Montana State	A	W-OT	77	73
2/8	Montana State	A	W	88	80
2/15	Colorado State	A	W-OT	85	84
2/17	Denver	A	W	74	72
2/20	Seattle	H	L	94	96
2/24	Montana	H	W	103	81

2/28	LaSalle	A	L	85	90
2/29	American	A	W	125	100
3/3	Providence	A	L	75	85
3/10	Arizona St.	NCAA	N1	W	92
3/13	San Francisco	NCAA	N2	L	58
3/14	Seattle	NCAA	N2	L	78
N1-Eugene, Ore. N2-Corvallis, Ore.					

N1-Eugene, Ore. | N2-Corvallis, Ore.

1964-65

Record: 13-12

Home: 10-3 | Away: 2-8 | Neutral: 1-1

12/1	Idaho State	H	W	107	60
12/4	Butler	H	W	88	84
12/5	Loyola (Calif.)	H	W	96	69
12/7	Pacific	H	W	98	74
12/14	Nevada	H	W	101	80
12/17	Bradley	A	L	69	75
12/19	Minnesota	A	L	69	88
12/21	San José State	H	W	86	73
12/23	San Francisco	A	L	71	86
12/29	Arizona State	RC	N1	W	98
12/30	Boston College	RC	N1	L-OT	118
1/7	Utah	A	W	86	84
1/9	BYU	H	L	90	99
1/16	Colorado State	H	L	78	89
1/21	Texas Western	A	L	62	68
1/23	Arizona State	A	L	93	99
1/30	Utah	H	L	104	111
2/6	BYU	A	L	80	89
2/8	Denver	H	W	91	62
2/18	Denver	A	W	67	66
2/20	Colorado State	A	L	74	89
2/22	Seattle	H	W	71	67
2/25	Montana State	H	W	98	71
3/1	Portland	H	W	72	66
3/4	Montana State	A	L	69	71
N1-Honolulu					

N1-Honolulu

1965-66

Record: 12-14

Home: 8-6 | Away: 2-7 | Neutral: 2-1

12/1	Montana State		H	W	102	68
12/3	Seattle		A	L	81	85
12/4	Idaho		A	L	85	88
12/6	Loyola (Calif.)		H	W	88	70
12/7	Centenary		H	W	89	73
12/13	Arizona State		H	W	88	81
12/15	Morehead State		H	W	90	63
12/18	San Francisco		H	L	66	76
12/21	Tulsa		H	L	66	67
12/23	Minnesota		H	W	97	72
12/28	Oregon	FWC	N1	W	77	66
12/29	Stanford	FWC	N1	L	79	93
12/30	Arizona State	FWC	N1	W	83	77
1/7	Portland		A	W	83	75
1/13	Denver		H	L	72	79
1/15	Colorado State		H	L	63	72
1/22	BYU		A	L	81	115
1/27	LaSalle		H	W	109	97
1/29	Utah		H	L	79	94
2/5	Montana State		A	W	91	72
2/11	BYU		H	L	88	96
2/12	Utah		A	L	88	127
2/17	Seattle		H	W	84	74
2/25	Colorado State		A	L	64	74
2/26	Denver		A	L	81	100
2/28	Creighton		A	L	79	86
N1-Portland, Ore.						

N1-Portland, Ore.

1966-67

Record: 20-6

Home: 14-1 | Away: 6-4 | Neutral: 0-1

National Invitation Tournament Participant

12/2	Pepperdine	H	W	76	51
12/3	Montana State	H	W	89	78
12/5	Idaho	H	W	89	74
12/9	Loyola (Calif.)	H	W	112	66
12/16	Fresno State	H	W	76	64
12/17	Providence	H	W	92	85
12/21	Tulsa	A	L	52	67
12/23	Wichita State	A	L	106	123
12/27	Xavier	A	W	107	88
1/6	BYU	A	L	66	92
1/7	Utah	A	W	89	76

1/14	Creighton	H	W	124	96	
1/16	Seattle	H	W	103	91	
1/21	Colorado State	H	W	83	70	
1/26	Hawai'i	H	W	106	64	
1/28	Utah	H	W	62	61	
2/4	BYU	H	W	113	88	
2/6	Denver	H	W	97	83	
2/9	Denver	A	W	82	81	
2/11	Arizona State	A	W	90	59	
2/18	Portland	H	W	86	63	
2/20	Texas Western	H	L-2OT	75	79	
2/25	Colorado State	A	L	75	80	
3/2	Montana State	A	W	84	83	
3/4	Seattle	A	W	77	76	
3/11	Rutgers	NIT	N1	L	76	78
N1-New York						

N1-New York

1967-68

Record: 14-11

Home: 10-3 | Away: 4-8

12/2	Kansas		A	L	55	84
12/4	Xavier		A	W	87	85
12/6	Montana State		H	W	88	80
12/9	Utah		H	L	90	102
12/11	Evansville		H	W	116	88
12/16	Wichita State		H	W	102	83
12/19	San José State		H	W	110	93
12/21	Notre Dame		H	L	72	73
12/23	Missouri		H	W	87	81
12/27	St. Louis	LAC	A	L	78	97
12/29	Minnesota	LAC	A	W	73	65
12/30	Tennessee	LAC	A	L	66	85
1/4	American University		H	W	94	78
1/6	BYU		A	L	98	104
1/13	Seattle		H	W	110	93
1/18	Denver		A	L	80	100
1/20	Colorado State		A	L	74	80
1/29	Montana State		A	W	95	87
2/1	BYU		H	L	103	118
2/3	Utah		A	L	92	106
2/10	Arizona State		H	W	96	80
2/17	Colorado State		H	W	96	75
2/24	Denver		H	W	98	96
3/2	Seattle		A	L	67	69
3/4	Portland		A	W	71	69

1968-69

Record: 9-17

Home: 7-5 | Away: 2-12

11/30	Wyoming	A	L	88	113
12/2	Missouri	A	L	87	97
12/5	Seattle	H	L	80	90
12/7	Washington	H	W	83	75
12/11	Denver	A	W	81	79
12/13	Wyoming	H	L	72	83
12/14	Montana State	H	L	85	90
12/20	Kansas	H	L	61	67
12/23	San José State	H	W	84	83
12/27	San Francisco	A	L	71	73
12/28	Portland	A	W	81	65
1/4	Colorado State	H	W	83	73
1/9	Utah	A	L	89	107
1/11	BYU	H	W	91	84
1/16	Denver	H	W	102	87
1/18	Arizona State	A	L	91	108
1/25	West Texas State	H	L	92	102
1/30	BYU	A	L	82	113
2/1	Utah	H	W	95	92
2/8	Seattle	A	L	66	68
2/10	Montana State	A	L	76	86
2/15	Notre Dame	A	L	82	108
2/17	Colorado State	A	L	60	90
2/22	Denver	H	W	94	78
2/27	West Texas State	A	L	83	95
3/1	St. Peter's	A	L	77	95

1969-70

Record: 22-7

Home: 13-1 | Away: 6-5 | Neutral: 3-1

NCAA Tournament Participant

12/1	Pepperdine	H	W	113	82
12/2	Sacramento State	H	W	85	65
12/6	Utah	A	W	90	72
12/8	St. Peter's	H	W	125	108



ALL-TIME RESULTS



12/11	West Texas State	H	W	112	87	
12/13	Washington	A	L	61	90	
12/26	Wisconsin	MC	A	L	74	81
12/27	Delaware	MC	N1	W	80	66
1/5	Cal State Los Angeles	H	W	99	86	
1/10	Seattle	H	W	105	86	
1/15	BYU	H	W	97	94	
1/17	Utah	H	W-OT	106	98	
1/19	Portland	H	W	95	83	
1/22	Colorado State	A	L	66	80	
1/24	California	A	W-OT	68	63	
1/31	Houston	H	W	91	84	
2/3	Portland	A	W	111	68	
2/7	New Mexico State	H	L	90	95	
2/14	Denver	H	W	104	77	
2/16	Arizona State	H	W	112	102	
2/19	Denver	A	L	73	78	
2/21	Seattle	A	W	82	81	
2/23	Air Force	H	W	80	78	
2/26	West Texas State	A	W	83	73	
2/28	New Mexico State	A	L	92	104	
3/4	BYU	A	W	86	73	
3/7	UTEP	NCAA	N2	W	91	81
3/12	Santa Clara	NCAA	N3	W	69	68
3/14	UCLA	NCAA	N3	L	79	101

N1-Milwaukee | N2-Provo, Utah | N3-Seattle

1970-71

Record: 20-7

Home: 13-3 | Away: 4-4 | Neutral: 3-0

NCAA Tournament Participant

12/1	Ohio State	H	W	95	89	
12/2	West Texas State	H	L	78	81	
12/5	Utah	H	W	94	77	
12/7	UC Santa Barbara	H	W	66	64	
12/10	Gonzaga	H	W	80	74	
12/12	St. Francis	H	W	116	84	
12/19	BYU	A	L	83	111	
12/21	Fresno State	H	W	92	69	
12/28	Bowling Green	ACT	N1	W	65	62
12/29	Wichita State	ACT	N1	W	84	78
12/30	LSU	ACT	N1	W	97	81
1/9	Denver	H	W	82	73	
1/11	Montana State	A	W	86	70	
1/14	Portland	H	W	90	67	
1/16	Seattle	H	W	104	81	
1/21	Utah	A	W	102	92	
1/23	BYU	H	W	72	70	
1/25	Long Island University	H	W	82	74	
1/30	Air Force	A	L	72	76	
2/1	Montana State	H	W	98	68	
2/6	New Mexico State	A	L	90	93	
2/8	Tulane	A	W	103	81	
2/13	Seattle	A	W	99	85	
2/15	Denver	A	L	74	96	
2/23	Weber State	H	L	62	63	
2/27	New Mexico State	H	W	77	67	
3/13	BYU	NCAA	H	L	82	91
NI-Oklahoma City, Okla.						

N1-Oklahoma City, Okla.



Coach: T.L. Plain
(1972-73)
28-24, .538 (Two Seasons)

1971-72

Record: 12-14

Home: 8-6 | Away: 4-8

12/1	Augustana		H	W	100	71
12/4	Utah		A	L	74	93
12/6	Ohio State		A	L	60	71
12/9	West Texas State		H	W	100	82
12/18	Kent State		H	W	68	61
12/20	Seattle		A	L	77	90
12/22	BYU		H	L	84	87
12/27	Arkansas	BBC	H	W-OT	95	94
12/28	Wyoming	BBC	H	L	85	92
12/30	Colorado State		A	L	68	81
1/1	Evansville		A	W	90	89
1/8	Seattle		H	L	66	70
1/13	Weber State		H	L	67	69
1/20	Utah		H	L	59	66

1/22	BYU	A	L	82	101
1/27	Portland	A	W-OT	87	84
1/31	California	H	W	96	87
2/5	New Mexico State	H	L	92	102
2/7	Montana State	A	W	87	86
2/12	Denver	H	W	97	74
2/21	Montana State	H	W	100	76
2/24	West Texas State	A	L	80	82
2/26	New Mexico State	A	L	88	108
2/28	Colorado State	H	W	93	84
3/1	Weber State	A	W	67	65
3/2	Denver	A	L	85	94

1972-73

Record: 16-10

Home: 12-3 | Away: 4-7

11/24	Colorado State	H	W	63	54	
11/25	Indiana State	H	W-OT	97	96	
12/1	Wisconsin-Stout	H	W	88	70	
12/4	Seattle	A	L	69	73	
12/9	Utah	H	W	78	67	
12/16	BYU	A	L	80	88	
12/20	San Francisco	H	L	77	82	
12/23	CS Fullerton	H	W	115	60	
12/29	LSU	BBC	H	W	104	83
12/30	Pacific	BBC	H	W	102	82
1/4	Southern Miss	A	W-OT	91	87	
1/6	Tulane	A	L	80	91	
1/8	Texas Tech	H	W	84	76	
1/11	Weber State	H	W	81	75	
1/13	Colorado State	A	L	70	87	
1/18	Utah	A	L	74	76	
1/20	BYU	H	L	69	79	
1/26	Nevada	A	W	94	88	
1/27	UC Santa Barbara	A	L	69	82	
2/3	Denver	A	W	91	84	
2/5	Seattle	H	W	108	82	
2/10	Denver	H	L	83	95	
2/17	Air Force	A	W	84	58	
2/24	Houston Baptist	H	W	97	78	
2/28	Weber State	A	L	67	75	
3/3	Idaho State	H	W	83	78	



Coach: Dutch Belnap
(1974-79)
106-58, .646 (Six Seasons)

1973-74

Record: 16-10

Home: 14-0 | Away: 1-9 | Neutral: 1-1

11/30	Doane College	H	W	93	69	
12/1	Trinity	H	W	76	67	
12/3	Seattle	H	W	71	66	
12/8	Utah	A	L	85	93	
12/14	Temple	VC	N1	L	61	70
12/15	DePaul	VC	N1	W	102	93
12/17	Colorado State	H	W	74	67	
12/22	BYU	A	W	87	86	
12/29	Arizona State	A	L	72	76	
12/31	Texas Tech	A	L	65	75	
1/9	Colorado State	A	L	61	63	
1/10	Nevada	H	W	91	75	
1/11	Wyoming	A	L	67	73	
1/17	Utah	H	W	84	79	
1/19	BYU	H	W	93	86	
1/24	Weber State	H	W	87	64	
1/26	Idaho State	A	L	78	82	
1/28	Denver	H	W	88	87	
2/2	Southern Miss	H	W	121	84	
2/7	Wis.-Milwaukee	H	W	87	56	
2/9	Tulane	H	W	105	86	
2/11	Seattle	A	L	57	64	
2/16	Air Force	H	W	78	64	
2/23	Denver	A	L	92	98	
2/27	Weber State	A	L-2OT	87	89	
3/2	Boise State	H	W	83	67	
N1-Knoxville, Tenn.						

N1-Knoxville, Tenn.

1974-75

Record: 21-6

Home: 13-1 | Away: 8-4 | Neutral: 0-1

NCAA Tournament Participant

12/2	Boise State	A	L	87	96	
12/7	Pacific	H	W	87	73	
12/9	Seattle	H	W	83	72	
12/13	Colorado State	H	W	71	70	
12/17	Utah	H	L	82	88	
12/19	Fresno State	A	L	77	79	
12/21	Stanford	A	W	77	74	
12/28	BYU	A	W	83	79	
12/30	Santa Clara	H	W	98	74	
1/4	Utah	A	L	77	83	
1/6	NE Louisiana	H	W	87	85	
1/11	Idaho State	H	W	89	70	
1/13	Boise State	H	W	102	87	
1/16	Colorado State	A	W	76	71	
1/18	Air Force	A	W	81	67	
1/22	Weber State	H	W	92	66	
1/25	Denver	A	W	114	89	
1/28	Wyoming	H	W	84	69	
2/1	BYU	H	W	92	84	
2/8	Denver	H	W	87	81	
2/10	Seattle	A	W	63	61	
2/18	Oral Roberts	H	W	91	83	
2/21	New Orleans	A	W	96	90	
2/22	Southern Miss	A	L	87	94	
3/4	Montana State	H	W	95	69	
3/5	Weber State	A	W-OT	72	70	
3/15	Montana	NCAA	N1	L	63	69
N1-Pullman, Wash.						

N1-Pullman, Wash.

1975-76

Record: 14-12

Home: 8-3 | Away: 5-7 | Neutral: 1-2

11/28	Montana	H	W	66	62	
12/1	Oregon State	H	*	66	81	
12/6	Utah	A	W	71	64	
12/13	Oregon State	A	*	64	80	
12/15	Seattle	A	L	66	75	
12/17	BYU	H	W	87	76	
12/20	Colorado State	H	W	87	81	
12/28	North Texas	ACT	N1	W	105	87
12/29	Centenary	ACT	N1	L	73	89
12/30	E. Kentucky	ACT	N1	L	69	76
1/3	Idaho State	A	L	74	82	
1/8	Utah	H	L	80	82	
1/10	BYU	A	W	75	73	
1/14	Colorado State	A	W	72	62	
1/16	Montana State	A	L	69	74	
1/21	Weber State	H	W	75	74	
1/24	Santa Clara	A	L	52	56	
1/26	Pacific	A	L	61	62	
1/29	Denver	H	W	100	90	
1/31	Seattle	H	L	73	79	
2/10	Mesa State	H	W	96	79	
2/14	Air Force	H	W	71	63	
2/19	Denver	A	W-OT	94	93	
2/21	Oral Roberts	A	L	63	82	
2/24	Weber State	A	L	65	80	
2/28	New Orleans	H	L	75	79	

N1-Oklahoma City, Okla.

*-Forfeited to Utah State.

1976-77

Record: 15-12

Home: 12-3 | Away: 2-9 | Neutral: 1-0

11/29	Colorado State	H	W	58	57	
12/1	Regis	H	W	87	69	
12/4	BYU	H	W-OT	95	93	
12/7	Boise State	H	W	92	68	
12/10	Weber State	H	L	67	72	
12/14	Utah	H	W	92	90	
12/18	Washington	A	L	66	76	
12/20	Indiana	INC	A	L	71	79
12/21	Texas Tech	INC	N1	W	78	68
12/29	UCLA	A	L	68	88	
1/1	Utah	A	L	78	102	
1/4	CS Bakersfield	H	W	110	89	
1/6	CS Northridge	H	W	74	63	
1/8	BYU	A	L	77	85	
1/11	Idaho State	H	L	84	86	
1/18	Weber State	A	L	76	89	

QUICK FACTS

OUTLOOK

AGGIE BIOS

COACHES

OPPONENTS

SEASON REVIEW

RECORDS

UNIVERSITY



ALL-TIME RESULTS



QUICK FACTS

1/20	Denver	H	W	94	81
1/25	CS Stanislaus	H	W	97	62
1/29	Stanford	H	W	103	84
2/5	UC Santa Barbara	H	W	78	69
2/8	Montana	A	L	67	73
2/12	Air Force	A	W	74	69
2/15	Portland State	H	W	96	88
2/19	UC Santa Barbara	A	L-OT	78	88
2/21	Colorado State	A	L	67	75
2/22	Denver	A	W	88	77
3/1	Arizona State	H	L	71	78
N1-Bloomington, Ind.					

OUTLOOK

1977-78
Record: 21-7
Home: 16-1 | Away: 5-6
National Invitation Tournament Participant

11/28	Colorado State	H	W	83	66	
12/1	Fresno State	H	W	60	50	
12/3	Midwestern State	H	W	95	55	
12/7	Wisconsin-Parkside	H	W	73	58	
12/10	Weber State	A	L-OT	79	84	
12/17	Washington	H	W	91	85	
12/19	West Texas State	H	W	80	62	
12/21	BYU	H	W	91	89	
12/23	Utah	A	W	73	71	
1/3	Farleigh Dickinson	H	W	79	44	
1/5	Utah	H	L-OT	76	83	
1/7	BYU	A	L-2OT	84	85	
1/12	Idaho State	H	W	75	73	
1/14	James Madison	H	W	102	66	
1/17	Weber State	H	W	74	65	
1/20	Nevada	A	L	65	73	
1/21	Boise State	A	W	80	73	
1/28	Air Force	H	W	80	70	
1/31	St. Mary's (Calif.)	H	W	82	75	
2/3	Denver	H	W	86	66	
2/6	Montana State	H	W	93	77	
2/14	Idaho State	A	L	81	84	
2/18	Denver	A	W	82	72	
2/20	Colorado State	A	L	62	63	
2/25	Portland State	A	W	113	87	
2/27	Montana	H	W	89	68	
3/3	St. Mary's (Calif.)	A	W	96	80	
3/8	Nebraska	NIT	A	L	66	67

AGGIE BIOS

COACHES

OPONENTS

SEASON REVIEW

RECORDS

UNIVERSITY

1978-79
Record: 19-11 | PCAA: 9-5, 1-2nd place
Home: 13-1 | Away: 3-8 | Neutral: 3-2
NCAA Tournament Participant

11/28	Utah		A	L-OT	81	84
12/1	Iona	CAC	N1	L	61	73
12/2	W. Michigan	CAC	N1	W	93	85
12/4	South Dakota State		H	W	84	76
12/6	BYU		A	L	80	99
12/9	Boise State		H	W	84	75
12/11	Colorado		H	W	91	70
12/16	Weber State		A	W	76	70
12/18	Portland State		H	W	94	68
12/23	Weber State		H	L	64	73
1/3	Utah		H	W	80	72
1/6	BYU		H	W	84	68
1/9	Fresno State	PC	H	W	56	49
1/11	Pacific	PC	A	L-2OT	82	86
1/14	Fresno State	PC	A	W	64	62
1/18	Long Beach State	PC	H	W	95	84
1/20	UC Santa Barbara	PC	H	W	83	81
1/25	San José State	PC	A	L	85	101
1/27	San José State	PC	H	W	84	69
2/1	CS Fullerton	PC	H	W	85	70
2/3	UC Irvine	PC	H	W	65	54
2/8	UC Irvine	PC	A	L	54	56
2/10	CS Fullerton	PC	A	W	66	64
2/15	Long Beach State	PC	A	L-OT	88	92
2/18	UC Santa Barbara	PC	A	L	73	86
2/22	Pacific	PC	H	W	84	77
3/1	San José State	PCT	N2	W	85	78
3/2	Fresno State	PCT	N2	W	81	74
3/3	Pacific	PCT	N2	L	73	82
3/9	Southern Cal	NCAA	A	L	67	86
N1-Syracuse, N.Y. N2-Anaheim, Calif.						



Coach: Rod Tueller
(1980-88)
139-120, .537 (Nine Seasons)

1979-80
Record: 19-8 | PCAA: 11-2, 1st place
Home: 11-2 | Away: 7-4 | Neutral: 1-2
PCAA Regular Season Champion
NCAA Tournament Participant

11/30	Weber State		H	W-OT	91	84
12/4	Utah		A	*	74	88
12/6	Weber State		A	L	73	79
12/10	Nevada		H	W	113	95
12/13	Idaho State		H	W	87	77
12/15	Colorado		A	L	79	84
12/19	Utah		H	W	96	88
12/22	BYU		H	L	84	89
12/28	LaSalle	LC	N1	W	89	88
12/29	New Mexico	LC	A	W	117	83
1/5	Redlands		H	W	101	59
1/10	Fresno State	PC	H	W	78	65
1/12	Pacific	PC	H	W	90	86
1/17	UC Santa Barbara	PC	A	W	88	84
1/19	Long Beach State	PC	A	W-OT	100	92
1/24	San José State	PC	H	W-OT	95	92
1/27	San José State	PC	A	L	67	69
1/31	CS Fullerton	PC	H	L	88	96
2/2	UC Irvine	PC	H	W	98	81
2/7	UC Irvine	PC	A	W-OT	87	83
2/9	CS Fullerton	PC	A	W	69	67
2/12	BYU		A	L	83	84
2/14	Long Beach State	PC	H	W	96	90
2/16	UC Santa Barbara	PC	H	W	54	51
2/21	Pacific	PC	A	W	91	78
2/29	San José State	PCT	N1	L	68	94
3/6	Clemson	NCAA	N2	L	73	76

1980-81
Record: 12-16 | PCAA: 5-9, 1-5th place
Home: 6-6 | Away: 3-9 | Neutral: 3-1

11/28	St. Martin's		H	W	78	47
12/4	Weber State		A	W	81	66
12/6	BYU		H	L	79	82
12/9	Utah		H	L	81	83
12/16	Utah		A	L	74	99
12/19	Michigan State	IBC	N1	W	74	70
12/20	Washington	IBC	N1	W	80	78
12/27	BYU		A	L	89	104
12/30	Idaho State		A	L	69	74
1/3	Weber State		H	W	82	69
1/8	East Central Oklahoma		H	W	107	63
1/10	Portland State		A	L	85	93
1/15	Fresno State	PC	H	L	62	79
1/17	Pacific	PC	H	W	106	89
1/22	UC Santa Barbara	PC	A	W	78	72
1/24	CS Fullerton	PC	A	W	68	67
1/29	San José State	PC	A	L	64	68
1/31	San José State	PC	H	L	71	82
2/5	Long Beach State	PC	A	L	78	79
2/7	UC Irvine	PC	A	L-2OT	110	117
2/12	UC Irvine	PC	H	L	99	101
2/14	Long Beach State	PC	H	W	105	91
2/19	CS Fullerton	PC	H	W	77	73
2/21	UC Santa Barbara	PC	H	L	79	81
2/26	Pacific	PC	A	L	91	101
2/28	Fresno State	PC	A	L	58	82
3/5	UC Irvine	PCT	N2	W	93	90
3/6	Fresno State	PCT	N2	L	57	71
N1-Providence, R.I. N2-Anaheim, Calif.						

1981-82
Record: 4-23 | PCAA: 2-12, 8th place
Home: 3-8 | Away: 1-12 | Neutral: 0-3

11/28	Utah	A	L	73	87	
12/3	Montana	A	L	46	61	
12/5	Montana State	A	L	51	55	
12/8	BYU	H	L	43	51	
12/12	Weber State	A	L	61	86	
12/18	Seton Hall	KI	N1	L	77	85
12/19	Jacksonville	KI	N1	L	82	89

12/23	Utah		H	W	88	78
12/26	BYU		A	W	79	74
12/30	Idaho State		H	L	70	74
1/2	Weber State		H	L	78	83
1/7	West Texas State		A	L	81	90
1/14	San José State	PC	A	L	49	56
1/16	Fresno State	PC	A	L	50	71
1/21	Long Beach State	PC	H	W	90	82
1/23	UC Irvine	PC	H	L	68	71
1/28	Pacific	PC	A	L	78	100
1/30	Pacific	PC	H	W	88	60
2/4	UC Santa Barbara	PC	H	L	62	63
2/6	CS Fullerton	PC	H	L	68	72
2/11	UC Santa Barbara	PC	A	L	77	92
2/13	CS Fullerton	PC	A	L	63	66
2/19	Long Beach State	PC	A	L	54	73
2/20	UC Irvine	PC	A	L	72	104
2/25	San José State	PC	H	L	47	55
2/27	Fresno State	PC	H	L	61	73
3/3	UC Irvine	PCT	N2	L	64	90
N1-Lexington, Ky. N2-Anaheim, Calif.						

1982-83
Record: 20-9 | PCAA: 10-6, 3rd place
Home: 14-2 | Away: 6-5 | Neutral: 0-2
NCAA Tournament Participant

11/26	Midwestern		H	W	99	77
11/27	CS Northridge		H	W	100	63
11/30	BYU		A	W	75	69
12/4	Weber State		A	L	57	83
12/8	Utah		H	W	86	65
12/11	Idaho State		H	W	60	54
12/14	BYU		H	W	80	68
12/16	Weber State		H	W	74	62
12/23	Utah		A	W	67	66
12/28	San Diego	BBC	H	W	65	50
12/29	Texas Christian	BBC	H	W	84	59
1/6	UNLV	PC	H	L-OT	77	89
1/8	San José State	PC	H	W	77	68
1/13	UC Santa Barbara	PC	H	W	84	73
1/15	Pacific	PC	H	W	91	75
1/20	Fresno State	PC	A	L	62	66
1/22	Pacific	PC	A	W	85	62
1/27	Long Beach State	PC	A	W	77	74
1/29	UC Irvine	PC	A	L	76	78
2/3	Fresno State	PC	H	W	65	57
2/10	San José State	PC	A	W	76	65
2/12	UC Irvine	PC	H	L	85	90
2/17	CS Fullerton	PC	H	W	67	59
2/19	UNLV	PC	A	L	78	111
2/24	UC Santa Barbara	PC	A	W-OT	94	91
2/26	CS Fullerton	PC	A	L	71	75
3/5	Long Beach State	PC	H	W	81	76
3/10	San José State	PCT	N1	L	66	80
3/18	Iowa	NCAA	N2	L	59	64

1983-84
Record: 19-11 PCAA: 12-6, 4th place
Home: 10-3 | Away: 7-5 | Neutral: 2-3
National Invitation Tournament Participant

National Invitation Tournament Participants					
11/26	BYU		H	W	90 78
12/3	Weber State		H	L	73 74
12/9	BYU	CC	A	W	83 81
12/10	Lamar	CC	N1	W	59 58
12/13	Utah		A	W	66 64
12/16	Illinois State	INC	N2	L	74 80
12/17	Texas A&M	INC	N2	L	73 78
12/20	Utah		H	W	95 86
12/22	Weber State		A	W	69 63
1/5	Cal State Fullerton	PC	A	L	65 82
1/8	UC Santa Barbara	PC	A	W	65 50
1/12	UC Irvine	PC	H	W	71 68
1/14	UNLV	PC	H	L	88 93
1/19	New Mexico State	PC	A	L-OT	94 95
1/21	Long Beach State	PC	A	W	94 69
1/28	San José State	PC	A	W	79 70
1/30	Fresno State	PC	H	W	60 58
2/2	UC Santa Barbara	PC	H	W	79 72
2/4	CS Fullerton	PC	H	W	71 66
2/6	Pacific	PC	H	W	87 72
2/9	UNLV	PC	A	L	75 97
2/11	UC Irvine	PC	A	L	67 69
2/16	Long Beach State	PC	H	W	80 70



ALL-TIME RESULTS



2/18	New Mexico State	PC	H	W	95	88
2/23	San José State	PC	H	W	68	60
2/25	Fresno State	PC	A	L	62	83
2/29	Pacific	PC	A	W	83	76
3/8	New Mexico State	PCT	N3	W	79	77
3/9	UNLV	PCT	N3	L	78	91
3/14	SW Louisiana	NIT	H	L	92	94

N1-Provo, Utah
N2-Bloomington, Ind. | N3-Los Angeles, Calif.

1984-85

Record: 17-11 | PCAA: 10-8, 1-4th place

Home: 10-3 | Away: 7-7 | Neutral: 0-1

11/24	Utah	A	W	93	92
11/26	CS Northridge	H	W	100	77
12/1	Weber State	A	L	70	77
12/4	BYU	A	W	97	93
12/8	Utah	H	W	92	79
12/11	BYU	H	W-OT	92	91
12/14	Weber State	H	W	104	83
12/21	Idaho State	A	W	94	85
12/28	LSU	A	L	71	103

1/2	UNLV	PC	H	L-3OT	140	142
1/5	UC Irvine	PC	H	L	73	83
1/10	UC Santa Barbara	PC	A	W	78	75
1/12	CS Fullerton	PC	A	L	72	73
1/19	San José State	PC	H	W	80	75
1/21	Pacific	PC	A	L	89	101
1/23	Fresno State	PC	H	L	75	76
1/28	Pacific	PC	H	W	73	67
1/31	UC Irvine	PC	A	W	87	84
2/2	UNLV	PC	A	L	83	101

2/6	Long Beach State	PC	H	W	86	59
2/9	New Mexico State	PC	A	W	80	79
2/14	CS Fullerton	PC	H	W	73	63
2/16	UC Santa Barbara	PC	H	W	67	55
2/21	Fresno State	PC	A	L	58	76
2/23	San José State	PC	A	L-2OT	76	83
2/28	Long Beach State	PC	A	W	81	69
3/2	New Mexico State	PC	H	W	105	95
3/7	San José State	PCT	N1	L	56	92

N1-Los Angeles, Calif.

1985-86

Record: 12-16 | PCAA: 8-10, 1-6th place

Home: 7-6 | Away: 4-9 | Neutral: 1-1

11/23	Utah	A	W-OT	87	84	
11/29	Weber State	H	L	85	92	
12/3	BYU	H	W	82	80	
12/6	Murray State	ILC	N1	W	75	74
12/7	Illinois	ILC	A	L	64	115
12/10	BYU	A	W	88	76	
12/14	Weber State	A	L	76	108	
12/18	Georgia	H	L	74	99	
12/28	Utah	H	L	56	61	

1/2	UNLV	PC	A	L-2OT	94	100
1/4	UC Irvine	PC	A	L	82	96
1/9	CS Fullerton	PC	H	W-OT	82	76
1/11	UC Santa Barbara	PC	H	L	52	66
1/18	San José State	PC	H	W	80	67
1/23	Fresno State	PC	A	L	64	70
1/25	Pacific	PC	A	L	60	61
1/30	UC Irvine	PC	H	L	79	89
2/1	UNLV	PC	H	L	79	87

2/6	Long Beach State	PC	H	W	119	95
2/8	New Mexico State	PC	H	W	63	55
2/13	CS Fullerton	PC	A	W	74	68
2/15	UC Santa Barbara	PC	A	L	83	84
2/17	San José State	PC	A	L	69	81
2/20	Fresno State	PC	H	W	78	66
2/22	Pacific	PC	H	W	78	77
2/27	Long Beach State	PC	A	L-OT	92	98
3/1	New Mexico State	PC	A	W	65	63
3/6	New Mexico State	PCT	N2	L	71	74

N1-Champaign, Ill. | N2-Los Angeles, Calif.

1986-87

Record: 15-16 | PCAA: 8-10, 7th place

Home: 10-3 | Away: 3-10 | Neutral: 2-3

11/28	Washington	GAS	N1	W	81	72
11/29	Northeastern	GAS	N1	L	91	96
11/30	North Carolina St.	GAS	N1	L	82	94
12/3	BYU	A	L	86	100	
12/5	Grambling State	H	W	100	80	

12/9	Utah	A	L	79	92	
12/13	Weber State	A	W	84	75	
12/16	BYU	H	L	93	97	
12/20	Weber State	H	W	76	67	
12/22	Fordham	MLC	N2	W-OT	93	88
12/23	San Francisco	MLC	A	W	91	82
12/27	Utah	H	W	81	75	

1/3	New Mexico State	PC	H	W	77	69
1/5	Long Beach State	PC	H	L-OT	91	94
1/8	UC Irvine	PC	A	L	96	118
1/10	UNLV	PC	A	L	94	117
1/15	Fresno State	PC	A	L	68	70
1/17	Pacific	PC	A	W	73	69
1/22	CS Fullerton	PC	H	W-2OT	96	95
1/24	UC Santa Barbara	PC	H	W	64	61
1/29	Long Beach State	PC	A	L	66	93

1/31	New Mexico State	PC	A	L	82	85
2/5	UNLV	PC	H	L	78	113
2/7	UC Irvine	PC	H	W	106	103
2/14	San José State	PC	H	W-OT	91	86
2/16	Pacific	PC	H	W	85	61
2/19	CS Fullerton	PC	A	L	71	94
2/21	Fresno State	PC	H	W	68	65
2/26	San José State	PC	A	L	73	81
2/28	UC Santa Barbara	PC	A	L	71	73
3/5	UC Santa Barbara	PCT	N3	L	79	87

N1-Anchorage, Alaska | N2-San Francisco, Calif. | N3-Los Angeles, Calif.

1987-88

Record: 21-10 | PCAA: 13-5, 1-2nd place

Home: 10-3 | Away: 7-6 | Neutral: 4-1

PCAA Tournament Champion

NCAA Tournament Participant

11/27	Utah		A	L	64	77
12/1	BYU		H	L	92	96
12/5	Utah		H	W-2OT	76	70
12/11	Murray State	LI	N1	W	74	57
12/12	Texas	LI	A	W	80	75
12/19	BYU		A	L-OT	112	121
12/22	Weber State		A	W	107	93
12/29	Weber State		H	W	92	69
12/31	Kansas State		H	L	69	81

1/2	Pacific	PC	A	W	78	71
1/4	Fresno State	PC	A	W	90	68
1/7	Long Beach State	PC	H	W	86	81
1/9	New Mexico State	PC	H	W	53	52
1/14	UC Irvine	PC	A	L	81	87
1/16	UC Santa Barbara	PC	A	W	73	72
1/19	UNLV	PC	H	L	83	87
1/21	CS Fullerton	PC	H	W	75	72
1/30	San José State	PC	H	W	114	85
2/4	New Mexico State	PC	A	W	78	77

2/6	Long Beach State	PC	A	W	82	75
2/10	UC Santa Barbara	PC	H	W	85	62
2/13	UC Irvine	PC	H	W	102	83
2/18	UNLV	PC	A	L	74	94
2/20	CS Fullerton	PC	A	L	77	80
2/28	San José State	PC	A	L	95	96
3/3	Fresno State	PC	H	W	82	69
3/5	Pacific	PC	H	W	102	73
3/10	San José State	PCT	N2	W	80	72
3/11	UC Santa Barbara	PCT	N2	W	73	66
3/12	UC Irvine	PCT	N2	W	86	79
3/18	Vanderbilt	NCAA	N3	L	77	80

N1-Austin, Texas | N2-Los Angeles, Calif. | N3-Lincoln, Neb.



Coach: Kohn Smith
(1989-93)
63-78, .447 (Five Seasons)

1988-89

Record: 12-16 | Big West: 10-8, 1-4th place

Home: 8-4 | Away: 3-11 | Neutral: 1-1

11/30	Kansas State	A	L	67	86	
12/3	Weber State	H	W	106	93	
12/10	Utah	A	L	64	75	
12/15	Utah	H	L	61	76	
12/17	BYU	A	L	85	96	
12/19	Weber State	A	L	74	75	
12/21	BYU	H	L	72	74	
12/28	Detroit	HC	N1	W	80	50

12/29	Indiana	HC	A1	L	61	73
1/3	Fresno State	BW	H	L	72	76
1/5	Pacific	BW	H	W	85	69
1/8	New Mexico State	BW	A	W	69	66
1/10	Long Beach State	BW	A	L	69	74
1/14	UC Santa Barbara	BW	H	W	78	65
1/16	UC Irvine	BW	H	W	104	71

1/19	UNLV	BW	A	L	80	102
1/21	CS Fullerton	BW	A	L	87	96
1/25	UNLV	BW	H	L	68	94
1/28	San José State	BW	H	W	68	54
2/2	Long Beach State	BW	H	W	82	69
2/4	New Mexico State	BW	H	W	92	71
2/13	UC Santa Barbara	BW	A	L	61	76
2/16	CS Fullerton	BW	H	W	90	80
2/23	San José State	BW	A	W	70	62
2/26	Pacific	BW	A	L	84	86

3/2	UC Irvine	BW	A	W-OT	95	94
3/4	Fresno State	BW	A	L	59	69
3/9	CS Fullerton	BWT	N2	L-OT	86	87

N1/A1-Indianapolis, Ind. | N2-Long Beach, Calif.

1989-90

Record: 14-16 | Big West: 8-10, 5th place

Home: 9-6 | Away: 5-8 | Neutral: 0-2

11/28	Boise State	H	W	54	45	
11/30	BYU	H	L	65	71	
12/2	CS Northridge	H	W	95	78	
12/6	BYU-Hawaii	H	W	85	70	
12/8	Colorado	EST	N1	L	90	104
12/9	George Washington	EST	N1	L	76	83
12/12	BYU	A	L	68	69	
12/18	Utah	A	L	59	65	
12/20	Weber State	H	W	70	52	
12/28	Utah	H	W	79	77	

12/28	Utah		H	W	79	77
12/30	Weber State		A	W	64	62
1/2	UC Irvine	BW	A	W	80	70
1/4	UC Santa Barbara	BW	A	L	66	91
1/6	CS Fullerton	BW	H	W-OT	83	82
1/13	San José State	BW	H	W	77	72
1/15	UC Santa Barbara	BW	H	L	82	91
1/18	Pacific	BW	A	W-OT	72	70
1/20	Fresno State	BW	A	W	68	65

2/1	UNLV	BW	A	L	90	124
2/3	CS Fullerton	BW	A	L	77	88
2/10	San José State	BW	A	W	88	83
2/17	Pacific	BW	H	W	66	63
2/19	Fresno State	BW	H	W	89	83
2/22	New Mexico State	BW	A	L	84	103
2/24	Long Beach State	BW	A	L	74	82
3/1	UNLV	BW	H	L	82	84
3/3	UC Irvine	BW	H	L	76	80
3/9	Long Beach State	BWT	A	L	68	86

N1-Maui, Hawaii

1990-91

Record: 11-17 | Big West: 8-10, 1-4th place

Home: 8-4 | Away: 2-12 | Neutral: 1-1

1990-91

Record: 11-17 | Big West: 8-10, 1-4th place

Home: 8-4 | Away: 2-12 | Neutral: 1-1

11/24	BYU	A	L	94	98
12/1	BYU	H	L	58	63
12/4	Utah	A	L	76	84
12/8	Boise State	A	L	77	89
12/13	Weber State	H	W	77	62
12/19	Weber State	A	W	82	72

12/17	Weber State		A	W	82	72
12/21	Air Force	MLC	N1	W	64	63
12/22	San Francisco	MLC	A	L	79	87
12/29	Utah		H	L	63	74
1/2	UC Irvine	BW	H	W	111	88
1/4	UC Santa Barbara	BW	H	W	81	75
1/7	CS Fullerton	BW	A	L	91	93
1/9	UNLV	BW	A	L	93	124
1/17	Pacific	BW	H	W	74	64
1/19	Fresno State	BW	H	W	91	69



ALL-TIME RESULTS



QUICK FACTS

OUTLOOK

AGGIE BIOS

COACHES

OPPONENTS

SEASON REVIEW

RECORDS

UNIVERSITY

2/23	Long Beach State	BW	H	W	90	80
2/28	UC Santa Barbara	BW	A	L	82	98
3/2	UC Irvine	BW	A	L	107	109
3/8	UC Santa Barbara	BWT	N2	L	76	80
N1-San Francisco, Calif. N2-Long Beach, Calif.						

1991-92

Record: 16-12 | Big West: 10-8, 5th place
Home: 11-3 | Away: 4-8 | Neutral: 1-1

11/26	BYU		H	L	66	82
12/3	Utah		H	L	62	71
12/7	Weber State		A	W	92	78
12/10	Utah		A	W-OT	74	72
12/13	BYU	CC	A	L	77	93
12/14	Oral Roberts	CC	N1	W	109	97
12/21	BYU-Hawaii'i		H	W	78	74
12/30	Weber State		H	W	84	72
1/4	Fresno State	BW	A	W	88	83
1/9	UC Irvine	BW	H	W	81	63
1/11	CS Fullerton	BW	H	W	89	72
1/13	Rutgers		H	W	78	70
1/16	UC Santa Barbara	BW	A	L	72	74
1/18	Long Beach State	BW	A	L	72	87
1/23	San José State	BW	H	W	80	63
1/25	Pacific	BW	H	W	67	60
1/30	UNLV	BW	H	L-OT	80	85
2/6	CS Fullerton	BW	A	L-OT	99	111
2/8	UC Irvine	BW	A	L	75	80
2/10	New Mexico State	BW	A	L	69	75
2/13	Long Beach State	BW	H	W	76	75
2/15	UC Santa Barbara	BW	H	W	70	54
2/20	Pacific	BW	A	L	64	86
2/22	San José State	BW	A	W	84	79
2/29	New Mexico State	BW	H	W-OT	85	78
3/3	UNLV	BW	A	L	53	65
3/7	Fresno State	BW	H	W	70	62
3/13	Pacific	BWT	N2	L	69	86
N1-Provo, Utah N2-Long Beach, Calif.						

1992-93

Record: 10-17 | Big West: 7-11, 7th place
Home: 7-6 | Away: 3-10 | Neutral: 0-1

12/2	Montana Tech		H	W	80	49
12/4	BYU		H	L	83	93
12/8	Utah		A	L	79	86
12/12	Weber State		A	L	80	85
12/18	BYU		A	L	65	89
12/22	Utah		H	W	85	75
12/29	Seattle Pacific		H	W	88	76
1/3	Nevada	BW	A	W	84	61
1/7	UC Irvine	BW	A	W	70	65
1/9	CS Fullerton	BW	A	L	71	91
1/14	UC Santa Barbara	BW	H	W	75	65
1/16	Long Beach State	BW	H	L	59	65
1/19	Rutgers		A	L	93	113
1/23	Pacific	BW	A	L	79	86
1/26	San José State	BW	A	L-OT	79	80
1/30	UNLV	BW	H	L	78	87
2/1	New Mexico State	BW	H	L	64	76
2/4	CS Fullerton	BW	H	W	86	61
2/6	UC Irvine	BW	H	W	81	70
2/11	Long Beach State	BW	A	L	64	76
2/13	UC Santa Barbara	BW	A	W-OT	77	75
2/18	Pacific	BW	H	L	62	72
2/20	San José State	BW	H	W	92	79
2/25	New Mexico State	BW	A	L	60	82
2/27	UNLV	BW	A	L	86	94
3/6	Nevada	BW	H	L	87	97
3/12	UNLV	BWT	N1	L	86	104
N1-Long Beach, Calif.						



Coach: Larry Eustachy
(1994-98)
98-53, .649 (Five Seasons)

1993-94

Record: 14-13 | Big West: 11-7, T-2nd place
Home: 9-3 | Away: 4-8 | Neutral: 1-2

12/3	Colorado State		A	L	65	78
12/7	Weber State		H	L	86	87
12/11	Chadron State		H	W	109	71

12/14	BYU		A	L	65	78
12/18	Lewis-Clark State		H	W	66	53
12/22	Utah		A	L	55	61
12/28	Old Dominion	CS	N1	W	77	74
12/29	Wyoming	CS	N1	L-OT	69	73
1/3	Pacific	BW	H	W	74	65
1/5	San José State	BW	H	W	57	48
1/8	Long Beach State	BW	A	L	70	89
1/10	UC Santa Barbara	BW	A	L	33	53
1/15	CS Fullerton	BW	H	W	59	50
1/17	UC Irvine	BW	H	L	71	78
1/20	New Mexico State	BW	A	L	71	82
1/22	UNLV	BW	A	L	61	67
1/29	Nevada	BW	A	L	55	65
2/3	UNLV	BW	H	W-OT	82	81
2/5	New Mexico State	BW	H	W	69	68
2/10	UC Irvine	BW	A	W-OT	79	77
2/12	CS Fullerton	BW	A	W	59	52
2/17	Long Beach State	BW	H	W-OT	80	76
2/19	UC Santa Barbara	BW	H	L	60	63
2/24	San José State	BW	A	W	67	64
2/26	Pacific	BW	A	W-OT	84	79
3/5	Nevada	BW	H	W	71	59
3/11	UC Irvine	BWT	N2	L	68	78
N1-Casper, Wyo. N2-Las Vegas, Nev.						

1994-95

Record: 21-8 | Big West: 14-4, 1st place
Home: 13-4 | Away: 7-3 | Neutral: 1-1
Big West Conference Regular Season Champion
National Invitation Tournament Participant

11/18	Simon Fraser		H	W	97	67
11/26	Boise State		A	L	68	81
12/1	BYU		H	W	83	59
12/17	Southern Utah		N1	W	76	63
12/23	Utah		H	L	71	75
12/28	Lewis-Clark State	GC	H	W	86	62
12/29	Idaho State	GC	H	W	67	62
1/2	Boise State		H	W	66	61
1/5	San José State	BW	A	W	71	62
1/7	Pacific	BW	A	W	58	57
1/11	UC Santa Barbara	BW	H	W	75	56
1/14	CS Fullerton	BW	A	W	84	73
1/16	UC Irvine	BW	A	W	93	87
1/19	Long Beach State	BW	H	W	87	67
1/21	UNLV	BW	H	L	63	69
1/28	Nevada	BW	H	W	73	57
2/2	UC Santa Barbara	BW	A	W	64	56
2/4	Long Beach State	BW	A	L	50	62
2/9	UC Irvine	BW	H	W	94	67
2/11	CS Fullerton	BW	H	W	103	71
2/13	New Mexico State	BW	H	L-2OT	100	104
2/16	UNLV	BW	A	W	76	72
2/18	New Mexico State	BW	A	W	75	63
2/21	Cal Poly		H	W	106	53
2/25	Nevada	BW	A	L	75	90
3/2	San José State	BW	H	W	89	69
3/4	Pacific	BW	H	W	74	64
3/10	UC Irvine	BWT	N2	L	72	76
3/16	Illinois State	NIT	H	L-OT	87	93
N1-Salt Lake City, Utah N2-Las Vegas, Nev.						

1995-96

Record: 18-15 | Big West: 10-8, 4th place
Home: 12-3 | Away: 5-8 | Neutral: 1-4

11/18	Simon Fraser		H	W	67	52
11/24	Wichita State	BI	N1	L-2OT	61	63
11/25	Valparaiso	BI	N1	L	70	79
11/26	Hawaii'i-Hilo	BI	A	W	103	86
12/2	Lewis-Clark State		H	W	61	57
12/5	BYU		A	L	52	76
12/9	Utah		A	L	43	59
12/16	Weber State		N2	L-OT	79	81
12/18	Chaminade		H	W	98	52
12/28	Miss. Valley State	GC	H	W	80	63
12/29	Southern Miss	GC	H	W	77	65
1/4	UNLV	BW	A	L	57	66
1/8	Nevada	BW	A	W-OT	75	71
1/11	Southern Illinois		H	L	69	70
1/13	Pacific	BW	H	W-2OT	73	71
1/15	San José State	BW	H	W-OT	60	58
1/18	Long Beach State	BW	A	L	73	80
1/20	UC Santa Barbara	BW	A	L	80	85
1/25	CS Fullerton	BW	H	W	73	49

1/27	UC Irvine	BW	H	L	72	78
1/29	New Mexico State	BW	A	W	70	60
2/3	Nevada	BW	H	W	72	62
2/8	San José State	BW	A	L	65	68
2/10	Pacific	BW	A	L	57	74
2/15	UC Santa Barbara	BW	H	W	78	63
2/17	Long Beach State	BW	H	L	50	71
2/22	New Mexico State	BW	H	W	76	69
2/24	CS Fullerton	BW	A	W	66	53
2/26	UC Irvine	BW	A	L	76	81
3/2	UNLV	BW	H	W	82	69
3/8	Nevada	BWT	A	W	70	65
3/9	Long Beach State	BWT	N3	W	86	73
3/10	San José State	BWT	N3	L-OT	75	76
N1-Hilo, Hawaii'i N2-Salt Lake City, Utah N3-Reno, Nev.						

1996-97

Record: 20-9 | Big West: 12-4, T-1st Eastern Division
Home: 13-2 | Away: 5-6 | Neutral: 2-1

11/16	Simon Fraser		H	W	75	39
11/26	Utah		H	L	41	60
11/30	So. California College		H	W	68	50
12/7	Humboldt State		H	W	69	50
12/10	BYU		A	L	61	64
12/14	Colorado State		H	L	59	62
12/19	Weber State		A	W	80	68
12/21	Wyoming		N1	W	73	72
12/27	Texas Southern	GC	H	W	72	41
12/28	Portland	GC	H	W	63	48
1/2	Nevada	BW	H	W	68	59
1/4	Southern Illinois		A	L	64	67
1/9	Boise State	BW	A	W-OT	73	60
1/12	Idaho	BW	A	W	55	52
1/16	North Texas	BW	H	W	79	56
1/18	New Mexico State	BW	H	W	71	68
1/23	CS Fullerton	BW	A	W	91	80
1/25	Nevada	BW	A	L	59	72
1/30	Cal Poly	BW	H	W	85	74
2/1	UC Santa Barbara	BW	H	W	71	63
2/6	Pacific	BW	A	L-OT	71	77
2/8	Long Beach State	BW	A	L	58	71
2/15	UC Irvine	BW	H	W	87	50
2/20	Idaho	BW	H	W	69	58
2/22	Boise State	BW	H	W	58	41
2/27	New Mexico State	BW	A	L	63	89
3/1	North Texas	BW	A	W	72	53
3/7	UC Santa Barbara	BWT	N2	W	81	66
3/8	Pacific	BWT	N2	L	54	71
N1-Salt Lake City, Utah N2-Reno, Nev.						

1997-98

Record: 25-8 | Big West: 13-3, 1st Eastern Division
Home: 15-0 | Away: 6-7 | Neutral: 4-1

Big West Conference Tournament Champion
NCAA Tournament Participant

11/14	Simon Fraser		H	W	79	67
11/17	Minnesota	NIT	A	W	75	64
11/19	Florida State	NIT	A	L	55	66
11/22	Southern Oregon		H	W	111	61
11/29	BYU		H	W	72	69
12/3	Wyoming		A	L	61	67
12/6	San Diego State		N1	W	64	61
12/10	Utah		A	L	55	71
12/20	Long Island		H	W	100	84
12/27	Weber State		H	W	71	65
12/30	Fresno Pacific	GC	H	W	69	51
12/31	Radford	GC	H	W	80	73
1/3	Colorado State		A	L	59	68
1/8	Pacific	BW	H	W	70	62
1/10	Long Beach State	BW	H	W	69	55
1/15	Cal Poly	BW	A	W-OT	91	88
1/17	UC Santa Barbara	BW	A	W-OT	69	66
1/22	Boise State	BW	H	W	70	41
1/24	Idaho	BW	H	W	68	66
1/29	North Texas	BW	A	W	79	64
1/31	New Mexico State	BW	A	L	69	74</



ALL-TIME RESULTS



3/6	Long Beach State	BWT	N2	W	69	61
3/7	CS Fullerton	BWT	N2	W	65	56
3/8	Pacific	BWT	N2	W	78	63
3/12	Maryland	NCAA	N3	L	68	82
N1-Salt Lake City, Utah N2-Reno, Nev. N3-Sacramento, Calif.						



Coach: Stew Morrill
(1999-2015)
402-156.720 (17 Seasons)

1998-99

Record: 15-13 | Big West: 8-8, T-4th Eastern Division
Home: 13-2 | Away: 2-9 | Neutral: 0-2

11/9	Simon Fraser	H	W	96	79	
11/18	Utah	H	W	62	54	
11/20	CO-Colorado Springs	H	W	82	61	
11/24	San Diego State	A	W	63	60	
11/28	Whitworth College	H	W	69	65	
12/5	Colorado State	H	L	61	64	
12/10	Fresno State	A	L	77	82	
12/19	Weber State	N1	L	72	82	
12/29	Norfolk State	GC	H	W	84	71
12/30	Lafayette	GC	H	W	85	67
1/2	BYU	A	L	59	61	
1/7	Pacific	BW	A	L	73	84
1/9	Long Beach State	BW	A	L	55	64
1/14	Cal Poly	BW	H	W	97	73
1/16	UC Santa Barbara	BW	H	L-OT	65	66
1/21	Boise State	BW	A	W	58	52
1/23	Idaho	BW	A	L	58	77
1/28	North Texas	BW	H	W	92	61
1/30	New Mexico State	BW	H	W	61	54
2/4	Cal State Fullerton	BW	A	L	78	88
2/6	Nevada	BW	A	L	70	79
2/11	UC Irvine	BW	H	W	76	46
2/13	Nevada	BW	H	W	66	60
2/18	Idaho	BW	H	W	68	67
2/20	Boise State	BW	H	W	63	62
2/25	New Mexico State	BW	A	L	52	55
2/27	North Texas	BW	A	L	90	94
3/4	UC Santa Barbara	BWT	N2	L	74	75
N1-Salt Lake City, Utah N2-Reno, Nev.						

1999-2000

Record: 28-6 | Big West: 16-0, 1st Eastern Division
Home: 15-1 | Away: 9-3 | Neutral: 4-2

Big West Conference Tournament Champion
NCAA Tournament Participant

11/13	Simon Fraser		H	W	78	57
11/22	Florida	MI	N1	L	58	60
11/23	Chaminade	MI	N1	W	70	48
11/24	Southern Cal	MI	N1	W	52	50
11/30	Northern Arizona		A	L	52	64
12/4	UC San Diego		H	W	82	58
12/7	Utah		A	L	42	77
12/9	Northern Arizona		H	W	80	58
12/18	Western State		H	W	93	51
12/21	Weber State		A	L	73	86
12/28	Mercer	GC	H	W	74	55
12/29	San Diego	GC	H	W-OT	68	65
1/4	Fresno State		H	W	83	66
1/8	BYU		H	L	73	82
1/13	CS Fullerton	BW	H	W	82	70
1/15	UC Irvine	BW	H	W	81	46
1/20	UC Santa Barbara	BW	A	W	61	57
1/22	Cal Poly	BW	A	W	74	62
1/27	Boise State	BW	A	W	75	68
1/30	Idaho	BW	A	W	67	60
2/3	North Texas	BW	H	W	83	70
2/5	New Mexico State	BW	H	W	66	51
2/10	Nevada	BW	H	W	69	54
2/12	Long Beach State	BW	A	W	71	63
2/17	Nevada	BW	A	W	62	53
2/19	Pacific	BW	H	W	64	55
2/24	New Mexico State	BW	A	W	70	66
2/26	North Texas	BW	A	W	76	68
2/2	Idaho	BW	H	W	73	52
3/4	Boise State	BW	H	W	74	62
3/9	Pacific	BWT	N2	W	64	41
3/10	Nevada	BWT	A	W	69	64
3/11	New Mexico State	BWT	N2	W	71	66

3/17	Connecticut	NCAA	N3	L	67	75
N1-Lahaina, Hawaii N2-Reno, Nev. N3-Birmingham, Ala.						

2000-01

Record: 28-6 | Big West: 13-3, 2nd Place

Home: 15-0 | Away: 7-4 | Neutral: 6-2

Big West Conference Tournament Champion

NCAA Tournament Participant

11/17	Santa Clara	TOC	N1	W	76	67
11/18	South Florida	TOC	N1	W	69	66
11/19	Austin Peay	TOC	N1	L-OT	76	80
11/25	Colo.-Colorado Springs		H	W	68	61
11/29	Idaho State		A	W	59	55
12/6	Utah		H	W	58	57
12/9	Montana Tech		H	W	79	29
12/16	BYU		A	L	67	69
12/20	UC Riverside		A	W	76	62
12/23	Weber State		H	W	89	77
12/29	Albany	GC	H	W	88	43
12/30	Air Force	GC	H	W	59	50
1/4	Cal Poly	BW	A	W	82	69
1/6	Idaho	BW	A	W	80	58
1/11	Long Beach State	BW	H	W	76	60
1/13	Pacific	BW	H	W	73	59
1/16	UC Riverside		H	W	75	45
1/20	Boise State	BW	H	W	82	64
1/25	Pacific	BW	A	W	62	51
1/27	Idaho	BW	H	W	71	57
1/31	UC Irvine	BW	A	L	51	56
2/2	CS Fullerton	BW	A	W	76	52
2/8	UC Irvine	BW	H	W	67	52
2/10	CS Fullerton	BW	H	W	58	46
2/15	UC Santa Barbara	BW	A	W	71	48
2/17	Long Beach State	BW	A	L	56	71
2/24	Boise State	BW	A	L-OT	77	78
3/1	UC Santa Barbara	BW	H	W	83	50
3/3	Cal Poly	BW	H	W	82	55
3/8	CS Fullerton	BWT	N2	W	74	43
3/9	Boise State	BWT	N2	W	67	48
3/10	Pacific	BWT	N2	W	50	38
3/15	Ohio State	NCAA	N3	W-OT	77	68
3/17	UCLA	NCAA	N3	L	50	75
N1-Fairbanks, Alaska N2-Anaheim, Calif. N3-Greensboro, N.C.						

2001-02

Record: 23-8 | Big West: 13-5, T-1st

Home: 14-2 | Away: 7-5 | Neutral: 2-1

Big West Conference Regular Season Champion

National Invitation Tournament Participant

11/17	Montana State	A	W	66	51	
11/23	Utah	A	W	78	65	
11/28	Idaho State	H	W	64	59	
12/1	BYU	H	W-OT	90	81	
12/4	Montana State	H	W	60	55	
12/8	Weber State	A	L	64	67	
12/15	Western State	H	W	99	43	
12/20	CS Northridge	BW	H	W	73	56
12/22	Pacific	BW	H	W	81	71
12/28	Centenary	GC	H	W	74	59
12/29	Idaho State	GC	H	W	74	56
1/3	Cal Poly	BW	A	L	58	61
1/5	UC Santa Barbara	BW	A	W	60	56
1/10	UC Irvine	BW	H	L	66	67
1/12	Long Beach State	BW	H	W	70	66
1/17	UC Riverside	BW	A	W	68	42
1/19	CS Fullerton	BW	A	L	51	65
1/26	Idaho	BW	A	W	57	46
1/31	UC Santa Barbara	BW	H	W	72	64
2/2	Cal Poly	BW	H	W	85	53
2/7	Long Beach State	BW	A	W	60	53
2/9	UC Irvine	BW	A	W	62	61
2/14	CS Fullerton	BW	H	W	60	45
2/16	UC Riverside	BW	H	W	59	42
2/23	Idaho	BW	H	W	65	56
2/28	Pacific	BW	A	L	51	55
3/2	CS Northridge	BW	A	L	54	62
3/7	Idaho	BWT	N	W	61	41
3/8	Pacific	BWT	N	W	69	65
3/9	UC Santa Barbara	BWT	N	L	56	60
3/13	Montana State	NIT	H	L	69	77
N-Anaheim, Calif.						

2002-03

Record: 24-9 | Big West: 12-6, 3rd

Home: 12-2 | Away: 7-6 | Neutral: 5-1

Big West Conference Tournament Champion

NCAA Tournament Participant

11/23	Illinois State	A	W	68	53	
11/26	Whitman	H	W	86	52	
11/29	Vermont	N1	W	62	59	
11/30	Drake	N1	W	73	61	
12/1	Hawai'i-Hilo	A	W	71	60	
12/7	Jackson State	A	L	57	63	
12/14	BYU	A	L	56	66	
12/17	Utah	H	W	59	54	
12/21	Weber State	H	W	66	64	
12/27	Arkansas State	GC	H	W	72	54
12/28	Idaho State	GC	H	W	66	59
1/2	CS Northridge	BW	A	W	59	44
1/4	Pacific	BW	A	L	54	66
1/9	Cal Poly	BW	H	W	81	67
1/11	UC Santa Barbara	BW	H	W	75	59
1/15	UC Irvine	BW	A	L-OT	73	75
1/18	Long Beach State	BW	A	W	63	55
1/23	UC Riverside	BW	H	W	77	58
1/25	CS Fullerton	BW	H	W	61	60
2/1	Idaho	BW	A	W	60	56
2/6	UC Santa Barbara	BW	A	L	50	62
2/8	Cal Poly	BW	A	W	64	63
2/13	UC Irvine	BW	H	L	58	59
2/15	Long Beach State	BW	H	W	95	61
2/20	CS Fullerton	BW	A	W	62	41
2/22	UC Riverside	BW	A	L	65	72
3/1	Idaho	BW	H	L	51	52
3/6	CS Northridge	BW	H	W	69	58
3/8	Pacific	BW	H	W	75	70
3/13	CS Fullerton	BWT	N2	W-OT	89	83
3/14	UC Irvine	BWT	N2	W	62	55
3/15	Cal Poly	BWT	N2	W	57	54
3/20	Kansas	NCAA	N3	L	61	64
N1-Hilo, Hawai'i N2-Anaheim, Calif. N3-Oklahoma City, Okla.						

2003-04

Record: 25-4 | Big West: 17-1, T-1st

Home: 15-1 | Away: 10-2 | Neutral: 0-1

Big West Conference Regular Season Champion

National Invitation Tournament Participant

11/21	Fort Lewis College	H	W	86	54	
11/25	Weber State	A	W	66	60	
11/29	Illinois State	H	W	89	84	
12/3	Utah	A	L	45	56	
12/13	Idaho State	A	W	73	62	
12/18	Jackson State	H	W	67	42	
12/23	BYU	H	W	76	74	
12/29	San Francisco	GC	H	W	74	48
12/30	New Mexico State	GC	H	W	73	57
1/3	Idaho	BW	H	W	69	56
1/8	UC Santa Barbara	BW	A	W	74	67
1/10	Cal Poly	BW	A	W	69	63
1/15	Pacific	BW	H	W	66	51
1/17	CS Northridge	BW	H	W	83	57
1/22	CS Fullerton	BW	A	W	57	49
1/24	UC Riverside	BW	A	W	62	58
1/29	UC Irvine	BW	H	W	57	48
1/31	Long Beach State	BW	H	W	84	46
2/5	Cal Poly	BW	H	W	57	43
2/7	UC Santa Barbara	BW	H	W	63	54
2/12	CS Northridge	BW	A	W	69	47
2/14	Pacific	BW	A	L	60	64
2/19	UC Riverside	BW	H	W-OT	77	72
2/21	CS Fullerton	BW	H	W	87	61
2/26	Long Beach State	BW	A	W	67	47
2/28	UC Irvine	BW	A	W	59	56
3/5	Idaho	BW	A	W	64	60
3/12	CS Northridge	BWT	N	L	62	63
3/17	Hawai'i	NIT	H	L	74	85
N-Anaheim, Calif.						

2004-05

Record: 24-8 | Big West: 13-5, 2nd

Home: 14-1 | Away: 6-5 | Neutral: 4-2

Big West Conference Tournament Champion

NCAA Tournament Participant

11/18	Georgia Southern	TOC	N1	W	71	61
11/20	Central Florida	TOC	N1	L	52	55
11/21	Northwestern	TOC	N1	W	64	57

QUICK FACTS

OUTLOOK

AGGIE BIOS

</



ALL-TIME RESULTS



QUICK FACTS

OUTLOOK

AGGIE BIOS

COACHES

OPPONENTS

SEASON REVIEW

RECORDS

UNIVERSITY

11/27	UC Davis	H	W	81	55
12/1	BYU	H	W	71	57
12/4	Utah	H	W	71	45
12/7	IPFW	A	L	59	64
12/11	Weber State	H	W	73	56
12/18	BYU	A	W	84	62
12/23	Idaho	BW	A	L	62
12/29	South Carolina St.	GC	H	W	82
12/30	Loyola Marymount	GC	H	W	87
1/6	UC Santa Barbara	BW	H	W	80
1/8	Cal Poly	BW	H	W	76
1/13	Pacific	BW	A	L-2OT	66
1/15	CS Northridge	BW	A	L	67
1/20	CS Fullerton	BW	H	W	84
1/22	UC Riverside	BW	H	W	77
1/27	UC Irvine	BW	A	W	77
1/29	Long Beach State	BW	A	W	75
2/3	Cal Poly	BW	A	W	81
2/5	UC Santa Barbara	BW	A	W	80
2/10	CS Northridge	BW	H	W	77
2/12	Pacific	BW	H	L	63
2/17	UC Riverside	BW	A	W	73
2/19	CS Fullerton	BW	A	L	60
2/24	Long Beach State	BW	H	W	68
2/26	UC Irvine	BW	H	W	87
3/4	Idaho	BW	H	W	65
3/11	CS Fullerton	BWT	N2	W	84
3/12	Pacific	BWT	N2	W	65
3/17	Arizona	NCAA	N3	L	53

N1-Fairbanks, Alaska | N2-Anaheim, Calif. | N3-Boise, Idaho

2005-06

Record: 23-9 | WAC: 11-5, T-2nd
Home: 14-2 | Away: 7-6 | Neutral: 2-1
NCAA Tournament Participant

11/19	Oral Roberts	A	W-OT	72	67
11/21	Middle Tennessee	A	L	59	60
11/26	Lewis & Clark College	H	W	102	65
11/30	Utah	A	L	66	67
12/5	Middle Tennessee	H	W	79	61
12/10	Weber State	A	W	69	60
12/17	Hawai'i	WAC	A	L	59
12/20	Oral Roberts	H	W	65	64
12/22	BYU	H	W	91	80
12/29	Arkansas-Little Rock	GC	H	W	76
12/30	Binghamton	GC	H	W	81
1/5	San José State	WAC	A	W	67
1/7	Fresno State	WAC	A	L-2OT	96
1/12	Boise State	WAC	H	W	75
1/14	Idaho	WAC	H	W	83
1/18	Louisiana Tech	WAC	H	W	64
1/23	Nevada	WAC	A	W	59
1/27	South Dakota State	H	W	72	51
1/30	Hawai'i	WAC	H	W	63
2/2	New Mexico State	WAC	A	L	86
2/4	Louisiana Tech	WAC	A	W	63
2/11	New Mexico State	WAC	H	L	77
2/15	Idaho	WAC	A	W	80
2/18	Northwestern State	BB	H	W	66
2/23	Boise State	WAC	A	W	64
2/25	Nevada	WAC	H	L	57
3/2	Fresno State	WAC	H	W	87
3/4	San José State	WAC	H	W	61
3/9	San José State	WACT	N1	W	76
3/10	Louisiana Tech	WACT	N1	W	68
3/11	Nevada	WACT	A	L-OT	63
3/16	Washington	NCAA	N2	L	61

N1-Reno, Nev. | N2-San Diego, Calif.

2006-07

Record: 23-12 | WAC: 9-7, 4th
Home: 13-1 | Away: 5-11 | Neutral: 5-0
National Invitation Tournament Participant

11/10	Northwestern State	A	L	71	88
11/17	Centenary	TOC	N1	W	77
11/18	Drake	TOC	N1	W	92
11/19	Weber State	TOC	N1	W	68
11/25	Weber State	H	W	77	68
11/29	South Dakota State	A	W	56	50
12/1	Idaho State	H	W	83	46
12/6	Utah	H	W	60	57
12/9	Utah Valley	A	W	69	65
12/16	BYU	A	L	62	75
12/21	IPFW	H	W	77	63

12/23	Santa Clara	A	L-OT	75	77
12/30	CS Bakersfield	H	W	65	49
1/4	Boise State	WAC	A	L	66
1/6	Fresno State	WAC	A	L	70
1/10	Utah Valley	H	W	81	70
1/13	Louisiana Tech	WAC	H	W	69
1/15	Idaho	WAC	H	W	74
1/18	Boise State	WAC	H	W	80
1/20	San José State	WAC	A	W	57
1/27	Nevada	WAC	A	L	62
1/29	Hawai'i	WAC	A	L	61
2/3	San José State	WAC	H	W	66
2/5	New Mexico State	WAC	H	W	75
2/10	Idaho	WAC	A	W	75
2/14	Hawai'i	WAC	H	W	58
2/17	Oral Roberts	BB	A	W	71
2/22	New Mexico State	WAC	A	L	73
2/24	Louisiana Tech	WAC	A	L	71
3/1	Nevada	WAC	H	W-OT	79
3/3	Fresno State	WAC	H	L	66
3/8	Hawai'i	WACT	N2	W	73
3/9	Nevada	WACT	N2	W	79
3/10	New Mexico State	WACT	A	L	70
3/13	Michigan	NIT	A	L	58

N1-Fairbanks, Alaska | N2-Las Cruces, N.M.

2007-08

Record: 24-11 | WAC: 12-4, T-1st
Home: 17-0 | Away: 5-9 | Neutral: 2-2
WAC Regular Season Co-Champion
National Invitation Tournament Participant

11/9	Southern Utah	H	W	60	49
11/10	Weber State	A	L	71	78
11/12	Montana-Western	H	W	77	58
11/15	Cal Poly	A	L	69	83
11/17	UC Irvine	A	L	51	70
11/20	Austin Peay	H	W	71	68
11/23	Vanderbilt	SPI	N1	L	56
11/24	Iowa	SPI	N1	W	75
12/1	Santa Clara	H	W	71	65
12/5	Utah	A	L	48	72
12/8	CS Bakersfield	A	W	88	66
12/15	Prairie View A&M	H	W	77	51
12/20	Utah Valley	GC	H	W	87
12/21	Northern Arizona	GC	H	W	78
12/29	Oral Roberts	H	W	76	55
1/3	Hawai'i	WAC	H	W	86
1/12	New Mexico State	WAC	H	W	74
1/17	Boise State	WAC	H	W	82
1/19	Idaho	WAC	H	W	79
1/24	Louisiana Tech	WAC	A	W	71
1/26	New Mexico State	WAC	A	L	70
2/2	Nevada	WAC	H	W	77
2/7	Fresno State	WAC	A	W	77
2/9	San José State	WAC	H	W	78
2/11	Nevada	WAC	A	L	80
2/16	Hawai'i	WAC	A	L	66
2/18	San José State	WAC	A	L	67
2/22	UC Santa Barbara	BB	H	W	72
2/28	Louisiana Tech	WAC	H	W	86
3/3	Fresno State	WAC	H	W	79
3/6	Boise State	WAC	A	W	88
3/8	Idaho	WAC	A	W	78
3/13	San José State	WACT	N2	W	81
3/14	Boise State	WACT	N2	L	78
3/19	Illinois State	NIT	A	L	57

N1-South Padre Island, Texas | N2-Las Cruces, N.M.

2008-09

Record: 30-5 | WAC: 14-2, 1st
Home: 17-0 | Away: 11-3 | Neutral: 2-2
WAC Champion
NCAA Tournament Participant

11/14	MSU-Northern	H	W	71	50
11/17	UC Santa Barbara	A	W	61	59
11/25	Weber State	H	W	75	49
11/29	Cal Poly	H	W	97	57
12/2	UC Irvine	H	W	74	62
12/6	BYU	N1	L	63	68
12/13	Utah Valley	A	W	69	50
12/17	Southern Utah	A	W	72	65
12/20	Idaho State	A	W	67	57
12/22	Utah	H	W	66	64
12/29	Howard	DD	H	W	85

12/30	Houston Baptist	DD	H	W	94
12/31	Wyoming	DD	H	W-OT	90
1/5	Idaho	WAC	H	W	70
1/8	Louisiana Tech	WAC	A	W	50
1/10	New Mexico St.	WAC	A	W	77
1/15	Fresno State	WAC	H	W	65
1/17	Boise State	WAC	H	W	79
1/22	San José State	WAC	A	W	62
1/24	Hawai'i	WAC	A	W	67
1/29	Nevada	WAC	H	W	72
1/31	Fresno State	WAC	A	W-OT	83
2/5	New Mexico St.	WAC	H	W	78
2/7	Louisiana Tech	WAC	H	W	60
2/12	Idaho	WAC	A	W	62
2/14	Boise State	WAC	A	L	56
2/18	CS Bakersfield	H	W	78	57
2/21	Saint Mary's	BB	A	L	64
2/26	Hawai'i	WAC	H	W	82
2/28	Nevada	WAC	A	L	71
3/7	San José State	WAC	H	W	89
3/12	Fresno State	WACT	N2	W	85
3/13	New Mexico State	WACT	N2	W	71
3/14	Nevada	WACT	A	W	72
3/20	Marquette	NCAA	N3	L	57

N1-Salt Lake City, Utah | N2-Reno, Nev. | N3-Boise, Idaho

2009-10

Record: 27-8 | WAC: 14-2, 1st
Home: 17-1 | Away: 8-5 | Neutral: 2-2
WAC Regular Season Champion
NCAA Tournament Participant

11/13	Weber State	A	W	66	60
11/18	Utah	A	L	67	68
11/21	Northeastern	A	L	61	64
11/24	Idaho State	H	W	77	44
11/28	Southern Utah	H	W	89	49
12/2	Brigham Young	H	W	71	61
12/5	Saint Mary's	H	L	63	68
12/12	Utah Valley	H	W	87	56
12/16	CS Bakersfield	A	W	68	51
12/18	Long Beach State	A	L	62	75
12/21	Morehead State	BTI	H	W	79
12/22	CS Fullerton	BTI	H	W	83
12/23	Weber State	BTI	H	W	85
12/29	Western Oregon	H	W	78	42
1/2	New Mexico St.	WAC	A	L	52
1/4	Louisiana Tech	WAC	A	L	60
1/11	Hawai'i	WAC	H	W	98
1/13	Nevada	WAC	A	W-OT	79
1/16	Boise State	WAC	H	W	81
1/21	Fresno State	WAC	A	W	69
1/23	Idaho	WAC	A	W	60
1/30	San José State	WAC	H	W	77
2/3	Idaho	WAC	H	W	80
2/6	Nevada	WAC	H	W	76
2/11	Boise State	WAC	A	W	72
2/13	San José State	WAC	A	W	81
2/17	Louisiana Tech	WAC	H	W	67
2/20	Wichita State	BB	H	W	68
2/25	Hawai'i	WAC	A	W	61
3/1	Fresno State	WAC	H	W	76
3/6	New Mexico State	WAC	H	W	81
3/11	Boise State	WACT	N1	W	84
3/12	Louisiana Tech	WACT	N1	W	85
3/13	New Mexico State	WACT	N1	L	63
3/19	Texas A&M	NCAA	N2	L	53

N1-Reno, Nev. | N2-Spokane, Wash.

2010-11

Record: 30-4 | WAC: 15-1, 1st
Home: 17-0 | Away: 11-3 | Neutral: 2-1
WAC Champion
NCAA Tournament Participant

11/13	Weber State	H	W	77	65
11/17	BYU	A	L	72	78
11/20	Southern Utah	A	W	66	53
11/24	Utah	H	W	79	62
11/27	Northeastern	H	W	56	54
12/1	Denver	A	W	61	53
12/4	Georgetown	A	L	51	68
12/7	Long Beach State	H	W	81	53
12/11	CS Bakersfield	H	W	77	58
12/18	Utah Valley	A	W	76	58
12/21	Idaho State	WVI	H	W	71

12/22	Western Michigan	WVI	H	W	78	57
12/23	Troy	WVI	H	W	80	39
12/29	Hawai'i	WAC	H	W	74	66
12/31	San José State	WAC	H	W	80	71
1/8	Nevada	WAC	A	W	81	67
1/13	Boise State	WAC	A	W	68	59
1/15	Fresno State	WAC	A	W	52	39
1/20	Louisiana Tech	WAC	H	W	74	57
1/22	New Mexico St.	WAC	H	W	59	49
1/27	San José State	WAC	A	W	84	65
1/29	Hawai'i	WAC	A	W-OT	89	84
2/2	Nevada	WAC	H	W	67	45
2/5	Boise State	WAC	H	W	77	49
2/9	Idaho	WAC	A	L	56	64
2/12	Fresno State	WAC	H	W	71	55
2/16	Montana Western		H	W	100	66
2/19	Saint Mary's	BB	A	W	75	65
2/26	Idaho	WAC	H	W	84	68
3/2	New Mexico St.	WAC	A	W	58	54
3/5	Louisiana Tech	WAC	A	W	72	30
3/11	San José State	WACT	N1	W	58	54
3/12	Boise State	WACT	N1	W	77	69
3/17	Kansas State	NCAA	N2	L	68	73

2011-12

Record: 21-16 | WAC: 8-6, 4th
Home: 17-5 | Away: 4-10 | Neutral: 0-1
CollegeInsider.com Tournament Runner-Up

11/11	Brigham Young		H	W	69	62
11/15	Weber State		A	L	63	73
11/19	Southern Utah		H	W	65	62
11/22	Texas A&M-Corpus Christi		A	L-OT	55	58
11/26	Idaho State		A	W	75	62
11/30	Denver		H	L	54	67
12/3	Pacific		A	L	57	65
12/6	Utah Valley		H	W	63	54
12/10	Wichita State		A	L	76	83
12/17	Seattle		H	W	78	53
12/20	UT Arlington	AIAC	H	W	73	69
12/21	Saint Peter's	AIAC	H	W	72	47
12/22	Kent State	AIAC	H	W	81	62
12/31	Mississippi State		A	L	64	66
1/5	Fresno State	WAC	H	W	72	53
1/7	Nevada	WAC	H	L	71	78
1/12	New Mexico St.	WAC	A	L	60	80
1/14	Louisiana Tech	WAC	A	W	69	65
1/19	Seattle		A	L	66	73
1/21	Idaho	WAC	A	L	54	57
1/26	Hawai'i	WAC	H	W	77	72
1/28	San José State	WAC	H	W	82	65
2/2	Nevada	WAC	A	L	52	53
2/4	Fresno State	WAC	A	L	54	60
2/9	Louisiana Tech	WAC	H	W	77	63
2/11	New Mexico St.	WAC	H	L	69	80
2/14	Montana Tech		H	W	70	58
2/18	UC Santa Barbara	BB	H	L	64	72
2/24	Idaho	WAC	H	W	67	50
3/1	San José State	WAC	A	W	71	61
3/3	Hawai'i	WAC	A	W	61	60
3/8	Louisiana Tech	WACT	N1	L	70	72
3/14	CSU Bakersfield	CIT	H	W	75	69
3/17	Idaho	CIT	H	W	76	56
3/21	Loyola Marymount	CIT	H	W	77	69
3/25	Oakland	CIT	H	W	105	81
3/28	Mercer	CIT	H	L	67	70
N1-Las Vegas, Nev.						

2012-13

Record: 21-10 | WAC: 11-7, 5th
Home: 14-4 | Away: 7-5 | Neutral: 0-1

11/10	Idaho State	H	W	56	48	
11/15	St. Mary's	H	L	58	67	
11/17	Texas A&M CC	H	W	77	68	
11/24	Weber State	H	W	65	55	
11/28	Santa Clara	A	W	80	78	
12/8	Western Oregon	H	W	86	57	
12/15	Utah Valley	A	W	69	63	
12/20	Nicholls State	WVC	H	W	79	72
12/21	UC Davis	WVC	H	W	73	61
12/22	Southern Illinois	WVC	H	W	70	58
12/29	UTSA	WAC	A	W	71	67
12/31	Texas State	WAC	A	W	81	57
1/3	Seattle	WAC	H	W	75	66

1/5	Idaho	WAC	H	W	82	75
1/11	San José State	WAC	H	W	66	60
1/17	New Mexico St.	WAC	A	L	51	64
1/19	Denver	WAC	A	L	57	68
1/24	UT Arlington	WAC	H	L	68	74
1/26	Louisiana Tech	WAC	H	L	48	51
1/31	Idaho	WAC	A	W	77	67
2/2	Seattle	WAC	A	W	68	46
2/8	San José State	WAC	A	W	63	36
2/14	Denver	WAC	H	L	60	63
2/16	New Mexico St.	WAC	H	W	73	69
2/19	BYU	A	L	68	70	
2/23	Illinois State		H	W	80	71
2/28	Louisiana Tech	WAC	A	L	61	84
3/2	UT Arlington	WAC	A	L	46	81
3/7	Texas State	WAC	H	W	77	61
3/9	UTSA	WAC	H	W	71	51
3/14	UT Arlington	WACT	N1	L	78	83
N1- Las Vegas, Nev.						

2013-14

Record: 18-14 | MW: 7-11, 8th
Home: 13-5 | Away: 4-7 | Neutral: 1-2

11/8	USC	H	W	78	65	
11/12	Southern Utah	H	W	90	57	
11/16	UC Santa Barbara	A	W	71	64	
11/23	Mississippi State	H	W	87	68	
11/26	Weber State	A	W	77	71	
11/30	BYU	N1	L	74	85	
12/7	Pacific	H	L	68	78	
12/14	Utah Valley	H	W	71	60	
12/19	Western Illinois	WVC	H	W	68	52
12/20	UC Santa Barbara	WVC	H	W-OT	77	71
12/21	Troy	WVC	H	W	71	50
12/28	San Diego Christian	H	W	84	53	
1/1	Air Force	MW	A	L	72	73
1/4	San Jose State	MW	H	W	86	67
1/11	Nevada	MW	A	L	54	62
1/15	Colorado State	MW	H	W	57	50
1/18	Boise State	MW	A	L	74	78
1/22	UNLV	MW	A	L	42	62
1/25	San Diego State	MW	H	L-OT	69	74
1/28	New Mexico	MW	H	L	65	78
2/1	Wyoming	MW	A	L	57	74
2/5	Nevada	MW	H	W	83	75
2/8	Boise State	MW	H	W	76	70
2/11	Colorado State	MW	A	W	71	62
2/15	UNLV	MW	H	L	62	73
2/18	San Diego State	MW	A	L	45	60
2/22	Fresno State	MW	H	L	76	79
2/25	New Mexico	MW	A	L	58	67
3/1	San José State	MW	A	W	75	58
3/5	Wyoming	MW	H	W	65	54
3/12	Colorado State	MWT	N2	W	73	69
3/13	San Diego State	MWT	N2	L	39	73
N1- Energy Solutions Arena (Salt Lake City, Utah) N2- Las Vegas, Nevada						

2014-15

Record: 18-13 | MW: 11-7, 4th
Home: 11-5 | Away: 7-7 | Neutral: 0-1

11/14	Weber State	H	W	72	61	
11/16	Illinois State	A	W	60	55	
11/19	Santa Clara	H	W	60	54	
11/22	Mississippi State	A	L	63	71	
11/26	UC Davis	A	L-OT	70	77	
12/2	BYU	H	L	81	91	
12/7	USC	A	L	84	89	
12/13	Utah Valley	A	W	50	47	
12/18	CSU Bakersfield	WVC	H	W	57	56
12/19	Idaho State	WVC	H	W	69	56
12/20	South Dakota St.	WVC	H	L-OT	65	68
12/27	Wayland Baptist		H	W	75	63
12/31	San José State	MW	H	W	61	33
1/3	Boise State	MW	A	W	62	61
1/7	Fresno State	MW	A	L	52	61
1/10	New Mexico	MW	H	L	60	66
1/17	Air Force	MW	H	W	71	59
1/20	Nevada	MW	A	W	70	54
1/24	UNLV	MW	A	L-OT	77	79
1/27	Wyoming	MW	H	W	56	44
1/31	San Diego State	MW	A	L	42	62
2/3	Boise State	MW	H	L	63	68
2/7	New Mexico	MW	A	W	63	60
2/10	Nevada	MW	H	W	75	62

2/18	San José State	MW	A	W	76	54
2/21	Fresno State	MW	H	W	85	79
2/24	UNLV	MW	H	W	83	65
2/28	Air Force	MW	A	W	74	60
3/4	Wyoming	MW	A	L	53	76
3/7	Colorado State	MW	H	L	70	75
3/12	Wyoming	MWT	N1	L	65	67

N1 - Las Vegas, Nev.



Coach: Tim Duryea
(2016-18)
47-49 .490 (Three Seasons)

2015-16

Record: 16-15 | MW: 7-11, 8th
Home: 10-6 | Away: 5-8 | Neutral: 1-1

11/13	Weber State		A	W	73	70
11/17	Adams State		H	W	83	68
11/20	Union (Tenn.)		H	W	73	49
11/24	Utah Valley		H	W	81	55
11/29	Duke		A	L	52	85
12/1	Missouri State	MW/MVC	A	W	69	68
12/9	BYU		A	L	68	80
12/12	UC Irvine		H	L	63	73
12/21	UTRGV	GSH	H	W	94	69
12/22	Idaho State	GSH	H	W	69	58
12/23	North Dakota State	GSH	H	W	76	62
12/30	San José State	MW	A	W	80	71
1/2	San Diego State	MW	H	L	67	70
1/5	Boise State	MW	H	L	61	76
1/9	New Mexico	MW	A	L	59	77
1/12	Air Force	MW	H	W	79	60
1/16	Colorado State	MW	A	W	96	92
1/19	UNLV	MW	H	L	68	80
1/23	San Diego State	MW	A	L	55	70
1/30	Nevada	MW	H	L	84	89
2/2	Boise State	MW	A	L	67	70
2/6	Wyoming	MW	A	L	65	84
2/9	New Mexico	MW	H	W	80	72
2/17	Colorado State	MW	H	W	72	59
2/20	Fresno State	MW	A	L	68	75
2/24	Nevada	MW	A	L	68	73
2/27	San José State	MW	H	W	88	70
3/1	Air Force	MW	A	W	78	65
3/5	Fresno State	MW	H	L	85	86
3/9	Wyoming	MWT	N1	W	88	70
3/10	San Diego State	MWT	N1	L	65	71

N1 - Las Vegas, Nev.

2016-17

Record: 14-17 | MW: 7-11, 8th
Home: 10-5 | Away: 3-8 | Neutral: 1-4

11/11	UC Irvine		A	W	72	56
11/14	NJIT	CNC	H	W	93	84
11/19	Idaho State	CNC	H	W	85	51
11/22	Purdue	CNC	N1	L	64	85
11/23	Texas Tech	CNC	N1	L	51	75
11/30	BYU	BHC	N2	L	63	77
12/3	Indiana State	MW/MVC	H	L	61	62
12/6	Great Falls		H	W	84	51
12/10	Utah Valley		A	W-OT	80	79
12/19	New Orleans		H	W	76	66
12/21	Weber State		H	L	71	77
12/28	Boise State	MW	H	L	80	83
12/31	Air Force	MW	A	L	73	78
1/4	New Mexico	MW	H	W	79	75
1/7	UNLV	MW	H	W	79	63
1/11	Wyoming	MW	A	L	87	95
1/14	San Diego State	MW	A	L	55	74
1/21	Colorado State	MW	H	L	56	64
1/24	New Mexico	MW	A	L	61	74
1/28	Fresno State	MW	H	W	78	65
2/1	Nevada	MW	H	W	74	57
2/4	Boise State	MW	A	L	70	72
2/7	Colorado State	MW	A	L	52	69
2/11	Wyoming	MW	H	W	81	74
2/15	San Diego State	MW	H	L	62	66
2/18	Nevada	MW	A	L	66	77
2/22	San José State	MW	A	W	81	75
2/25	Air Force	MW	H	W	89	58
3/1	UNLV	MW	A	L	59	68



ALL-TIME RESULTS



3/8 San José State MWT N3 W 90 64
3/9 Nevada MWT N3 L 69 83
N1 - Cancun, Mexico; N2 - Vivint Smart Home Arena (SLC);
N3 - Las Vegas, Nev.

2017-18

Record: 17-17 | MW: 8-10, 1-7th

Home: 11-4 | Away: 2-11 | Neutral: 4-2

11/10	Weber State		A	L	59	65
11/13	Montana State		H	W	81	73
11/15	Mississippi Valley State		H	W	83	47
11/18	Gonzaga	PK80	A	L	66	79
11/20	Portland State	PK80	N1	L	79	83
11/24	Northeastern	PK80	N2	W	71	67
11/25	New Hampshire	PK80	N2	W	77	63
11/28	Valparaiso	MW/MVC	A	L	65	72
12/2	BYU		H	L	66	75
12/6	UC Irvine		H	W	62	59
12/9	Utah	BHC	N3	L	67	77
12/16	Life Pacific		H	W	96	62
12/20	Youngstown State		H	W	91	74
12/27	San José State	MW	H	W	86	72
12/20	San Diego State	MW	A	L	59	79
1/3	Fresno State	MW	H	W-OT	81	79
1/6	UNLV	MW	A	W	85	78
1/10	Colorado State	MW	H	L	75	84
1/13	Nevada	MW	A	L	57	83
1/17	Boise State	MW	A	L	67	71
1/20	Wyoming	MW	H	L	77	85
1/24	Air Force	MW	H	W	71	49
1/27	Fresno State	MW	A	W	65	62
1/31	New Mexico	MW	H	W	89	80
2/7	Wyoming	MW	A	L	65	83
2/10	Boise State	MW	H	W	71	65
2/14	New Mexico	MW	A	L	63	78
2/17	Nevada	MW	H	L	87	93
2/24	Air Force	MW	A	L	65	75
2/28	San José State	MW	A	L	62	64
3/3	UNLV	MW	H	W	79	67
3/7	Colorado State	MWT	N4	W	76	65
3/8	Boise State	MWT	N4	W	78	75
3/9	New Mexico	MWT	N4	L	68	83

N1 - Portland, Ore. (Veterans Memorial Coliseum); N2 - Nashville, Tenn. (Municipal Auditorium); N3 - Salt Lake City, Utah (Vivint Smart Home Arena); N4 - Las Vegas, Nev.



Coach: Craig Smith
(2019-21)
74-24 .755 (Three Seasons)

2018-19

Record: 28-7 | MW: 15-3, 1-1st

Home: 14-1 | Away: 9-4 | Neutral: 5-2

Mountain West Regular Season/Tournament Champion

NCAA Tournament Participant

11/6	Montana State	A	W	101	71
11/9	Hartford	MGM	H	W	100 73
11/13	Mississippi Valley State	H	W	94	59
11/16	Utah Valley	MGM	H	W	65 46
11/19	Saint Mary's	MGM	N1	W	80 63
11/21	Arizona State	MGM	N1	L	82 87
11/28	Northern Iowa	MW/MVC	H	W	71 52
12/1	UC Irvine	A	W	89	65
12/5	BYU	A	L	80	95
12/8	Weber State	BHC	N2	W	76 67
12/15	Alabama State	H	W	86	48
12/20	Houston	A	L	50	60

12/28	Eastern Oregon	H	W	84	57
1/2	Nevada	MW	A	L	49 72
1/5	Air Force	MW	H	W	79 62
1/9	Fresno State	MW	H	L	77 78
1/12	Wyoming	MW	A	W	71 55
1/16	San José State	MW	A	W	81 63
1/19	Colorado State	MW	H	W	87 72
1/26	New Mexico	MW	H	W	68 66
1/30	San José State	MW	H	W	103 73
2/2	UNLV	MW	H	W	82 65
2/5	Fresno State	MW	A	W	82 81
2/9	San Diego State	MW	A	L	63 68
2/13	Wyoming	MW	H	W	76 59
2/16	Air Force	MW	A	W	76 62
2/20	New Mexico	MW	H	W	71 55
2/23	Boise State	MW	A	W-OT	78 71
2/26	San Diego State	MW	H	W	70 54
3/2	Nevada	MW	H	W	81 76
3/5	Colorado State	MW	A	W-OT	100 96
3/14	New Mexico	MWT	N3	W	91 83
3/15	Fresno State	MWT	N3	W	85 60
3/16	San Diego State	MWT	N3	W	64 57
3/22	Washington	NCAA	N4	L	61 78

N1 - Las Vegas, Nev. (T-Mobile Arena); N2 - Salt Lake City, Utah (Vivint Smart Home Arena); N3 - Las Vegas, Nev. (Thomas & Mack Center); N4 - Columbus, Ohio (Nationwide Arena)

2019-20

Record 26-8 | MW: 12-6, 1-2nd

Home: 15-1 | Away: 4-6 | Neutral: 7-1

Mountain West Tournament Champion

11/5	Montana State	H	W	81	73
11/8	Weber State	H	W	89	34
11/12	Denver	H	W	97	56
11/15	North Carolina A&T	JC	H	W	81 54
11/18	UTSA	H	W	82	50
11/22	LSU	JC	N1	W	80 78
11/24	North Texas	JC	N1	W	68 59
11/29	Saint Mary's	A	L	73	81
12/4	San José State	MW	A	W	71 59
12/7	Fresno State	MW	H	W-OT	77 70
12/10	Saint Katherine	H	W	94	49
12/14	BYU	BHC	N2	L	64 68
12/18	South Florida	BG	N3	W-OT	76 74
12/21	Florida	OBBC	N4	W	65 62
12/28	Eastern Oregon	H	W	129	61
1/1	UNLV	MW	A	L	53 70
1/4	San Diego State	MW	H	L	68 77
1/7	Air Force	MW	A	L	60 79
1/11	Nevada	MW	H	W	80 70
1/18	Boise State	MW	A	L-OT	83 88
1/21	Air Force	MW	H	W	73 47
1/25	Colorado State	MW	H	W	77 61
1/28	Wyoming	MW	A	W	68 45
2/1	San Diego State	MW	A	L	68 80
2/5	UNLV	MW	H	W	69 54
2/8	Boise State	MW	H	W	70 61
2/11	Colorado State	MW	A	W	75 72
2/15	Fresno State	MW	A	W	71 59
2/19	Wyoming	MW	H	W	78 58
2/25	San José State	MW	H	W	94 56
2/29	New Mexico	MW	A	L	64 66
3/5	New Mexico	MWT	N5	W	75 70
3/6	Wyoming	MWT	N5	W	89 82
3/7	San Diego State	MWT	N5	W	59 56

NCAA Tournament canceled because of COVID-19 pandemic

N1 - Montego Bay, Jamaica; N2 - Salt Lake City, Utah (Vivint Smart Home Arena); N3 - Houston, Texas (Toyota Center); N4 - Sunrise, Fla. (BB&T Center); N5 - Las Vegas, Nev. (Thomas & Mack Center)

2020-21

Record: 20-9 | MW: 15-4, 2nd

Home: 10-2 | Away: 5-3 | Neutral: 5-4

Abbreviated schedule because of COVID-19 pandemic

11/25	VCU	BBMCC	N1	L	69	85
11/26	South Dakota St.	BBMCC	N1	L	59	83
11/27	Northern Iowa	BBMCC	N1	W	82	71
12/5	BYU		H	L	64	67
12/8	Coll. of Idaho		H	W	90	64
12/18	N. Colorado		H	W	63	50
12/21	San José State	MW	H	W	107	62
12/23	San José State	MW	H	W	85	52
12/31	Air Force	MW	A	W	83	48
1/2	Air Force	MW	A	W	72	53
1/6	New Mexico	MW	N2	W	77	45
1/8	New Mexico	MW	N2	W	82	46
1/14	San Diego State	MW	H	W	57	45
1/16	San Diego State	MW	H	W	64	59
1/19	Colorado State	MW	H	W	83	64
1/21	Colorado State	MW	H	L	76	84
1/25	UNLV	MW	A	L	56	59
1/27	UNLV	MW	A	W	83	74
2/4	Fresno State	MW	A	W	69	53
2/17	Boise State	MW	A	L	70	79
2/19	Boise State	MW	A	L	77	81
2/26	Nevada	MW	H	W	75	72
2/28	Nevada	MW	H	W	87	66
3/4	Wyoming	MW	H	W	72	59
3/6	Fresno State	MW	A	W	57	51
3/11	UNLV	MWT	N3	W	74	53
3/12	Colorado State	MWT	N3	W	62	50
3/13	San Diego State	MWT	N3	L	57	68
3/19	Texas Tech	NCAA	N4	L	53	65

N1 - Sioux Falls, S.D. (Pentagon); N2 - Lubbock, Texas (Rip Griffin Center); N3 - Las Vegas, Nev. (Thomas & Mack Center); N4 - Bloomington, Ind. (Assembly Hall)

KEY TO TOURNAMENTS

AAC-All-American City Invitational; ACT-All-College Tournament; AIAC-Athletes In Action Classic; BB-ESPN BracketBuster Game; BBC-Big Blue Classic; BBMCC - Bad Boy Mower Crossover Classic; BHC - Beehive Classic; BI-Big Island Invitational; BGT-Blue Grass Tournament; BTL-Basketball Travelers Invitational; BW-Big West Conference Game; BWT-Big West Conference Tournament; CAC-Carrier Classic; CC-Cougar Classic; CNC-Cancun Challenge; CIT-Collegelinsider.com Tournament; CS-Cowboy Shootout; DD-Duel in the Desert; EST-Early Season Tournament; FWC-Far West Classic; GAS-Great Alaska Shootout; GC-Gossner Foods Classic; GSH-Global Sports Hoops Showcase; HC-Hoosier Classic; HFT-Holiday Festival Tournament; IBC-InBank Classic; ILC-Illini Classic; INC-Indiana Classic; ISU-Idaho State Invitational; KI-Kentucky Invitational; LAC-L.A. Classic; LC-Lobo Classic; LI-Longhorn Invitational; MC - Milwaukee Classic; MI-Maui Invitational; MLC - MetLife Classic; MSAC - Mountain States Athletic Conference Game; MW - Mountain West Conference Game; MW/MVC - Mountain West/Missouri Valley Conference Challenge; MWT - Mountain West Tournament Game; PK80 - Phil Knight's 80th Birthday; RC - Rainbow Classic; SPI-South Padre Island Invitational; TOC-Top of the World Classic; VC - Volunteer Classic; WAC-Western Athletic Conference Game; WACT-Western Athletic Conference Tournament; WVC-World Vision Challenge; WVI-World Vision Invitational.

1938-39
RECORD: 18-6 • NCAA TOURNAMENT (1-1)



Lower Row (L-R): Head Coach E.L. Romney, Manager Charles Jenkins, Assistant Coach Ken Vanderhoff.

Sitting (L-R): Lloyd Jacobsen, Stan Cook, Calvin Agricola, Ray Lindquist, Leonard James, John Broberg, Roland Reading, Bus Bingham.

Standing (L-R): Austin Hughes, Bill Evans, Harold Simpson, Ed Izatt, Floyd Morris, Clyde Morris, Charlie Clark, Howard Stone, Max Wilkins, Earl Winger.

1961-62
RECORD: 22-7 • NCAA TOURNAMENT (1-2)



Front Row (L-R): Randy Dow, Bill Puzey, Cornell Green, Phil Johnson, Mike Casey, Russ O'Leary, Darnell Haney.

Back Row (L-R): Assistant Coach Ev Sorensen, Norvel "Nog" Hansen, Joe Watts, Reid Goldsberry, Dennis Nate, Darrell Garn, Mark Hansen, Ron De Leon, Don Holman, Head Coach Ladell Andersen.

1962-63
RECORD: 20-7 • NCAA TOURNAMENT (0-1)



Front Row (L-R): Trainer Red Burnett, Gary Watts, Reid Goldsberry, Mark Hansen.

Middle Row (L-R): Head Coach Ladell Andersen, Bill Puzey, Rufus Hawkins, Joe Warfel, Ralph Hanson, Assistant Coach Ev Sorensen.

Back Row (L-R): Curtis Jensen, Mike Casey, Kent Jensen, Larry Angle, Phil Johnson, Troy Collier, Wayne Estes, Manager Dick Curry.

1963-64
RECORD: 21-8 • NCAA TOURNAMENT (1-2)



Front Row (L-R): Kent Hunsaker, Rudy Castruita, Gary Watts, Myron Long, Le Roy Walker.

Middle Row (L-R): Charlie Buckner, Ralph Hanson, Mickey Dittebrand, George Moffitt, Gene Widmer, Steve Jones, Delano Lyons.

Back Row (L-R): Trainer Red Burnett, Assistant Coach Ev Sorensen, Assistant Coach Mark Hansen, Larry Angle, Troy Collier, Wayne Estes, Manager Dick Curry, Head Coach Ladell Andersen.

QUICK FACTS

OUTLOOK

AGGIE BIOS

COACHES

OPPONENTS

SEASON REVIEW

RECORDS

UNIVERSITY

1969-70 RECORD: 22-7 • NCAA TOURNAMENT (2-1)



Front Row (L-R): Jeff Tebbs, Manager Kay Englestead, Assistant Coach Dale Brown, Head Coach Ladell Andersen, Assistant Coach Gordon "Dutch" Belnap, Dick Wade.

Back Row (L-R): Terry Wakefield, Ed Epps, Ron Hatch, Marvin Roberts, Walter Bees, Tim Tollstrup, Chris Bean, John Erickson, Nate Williams, Paul Jeppesen.

1970-71 RECORD: 20-7 • NCAA TOURNAMENT (0-1)



Front Row (L-R): Assistant Coach Dale Brown, Bryan Pavlish, Pat Cooley, Ken Thompson, Jeff Tebbs, Terry Wakefield, Head Coach Ladell Andersen.

Back Row (L-R): Trainer Dick Melhart, Assistant Coach Dutch Belnap, Ed Epps, Dave Andersen, Walter Bees, Lafayette Love, Marvin Roberts, Robert Lauriski, Ron Hatch, Nate Williams.

1974-75 RECORD: 21-6 • NCAA TOURNAMENT (0-1)



Front Row (L-R): Assistant Coach Rod Tueller, Head Coach Dutch Belnap, Assistant Coach Jim Harick.

Back Row (L-R): Equipment manager Ken Seamons, Mike Rock, Blair Martineau, Craig Taylor, Ray Thompson, Jimmy Moore, Mark Tenhoeve, Ed Gregg, Mike Santos, Rich Haws, Darryl Owens, Jeff Meyer, Blair Reed, Gary Malmrose, Manager Wes Larsen.

1978-79 RECORD: 19-11 • NCAA TOURNAMENT (0-1)



Front Row (L-R): Rawlee Perkins, Keith Hood, Dave McCall, Haakon Austefjord, Dean Hunger, Preston Bailess, Leo Cunningham, Mark Miller, Brian Jackson, Craig Taylor, Russ Hafen, Keith McDonald, Rich McElrath, Steve Pinegar.

1979-80

Record: 19-8 • PCAA Champions • NCAA Tournament (0-1)



Front Row (L-R): Assistant Coach Tom Stewart, Head Coach Rod Tueller, Assistant Coach Dana Pagett, Graduate Assistant Pete Mathesius.

Back Row (L-R): Trainer Dave Slack, Larry Bergeson, Steve Pinegar, Keith Hood, Craig Taylor, Brian Jackson, Dean Hunger, Leo Cunningham, Mark Miller, Gary Beck, Haakon Austefjord, Edgar Wickliffe, Rich McElrath, Lance Washington, Manager Dee Jones.

1982-83

Record: 20-9 • NCAA Tournament (0-1)



Front Row (L-R): Joel Rotta, Jerome Wiley, Dave Belshe, Michael "Pokey" McCullough, Scott Harries, Eric Petersen, Mark Cutler, Ron Hansen, Gary Beck, Ron Ence, Greg Garmann, Chris McMullin, Bob DeMarco, Lance Washington.

1987-88

Record: 21-10 • PCAA Tournament Champions • NCAA Tournament (0-1)



Front Row (L-R): Manager Mark Seegmiller, Jon Judkins, Reid Newey, Doug Gotcher, Kevin Nixon, Jeff Anderson, Chris Sheehan, Manager Ken Christensen.

Back Row (L-R): Equipment Manager Ken Seamons, Assistant Coach Kohn Smith, Assistant Coach Jimmy Moore, Jerry Davis, Dan Conway, Stan Pepek, Greg Housekeeper, Darren Johnson, Gilbert Pete, Nathan Grant, Trainer Dale Mildemberger, Head Coach Rod Tueller, Trainer Shauna Bolliger.

1997-98

RECORD: 25-8 • BIG WEST CHAMPIONS • NCAA TOURNAMENT (0-1)



Bottom Row (L-R): Marcus Saxon, Kevin Rice, Justin Jones, Donnie Johnson, Charles Brady, Dave Isaacson, Brandon Birch.

Top Row (L-R): Tyrone Allick, Rick Randall, Rashad Elliott, Pharoah Davis, Neal Geddes, Michael Jones, Mark Thurston.

QUICK FACTS

OUTLOOK

AGGIE BIOS

COACHES

OPPONENTS

SEASON REVIEW

RECORDS

UNIVERSITY

1999-2000

RECORD: 28-6 • BIG WEST CHAMPIONS • NCAA TOURNAMENT (0-1)



Front Row (L-R): Bernard Rock, Academic Advisor Bre White, Trainer Mike Williams, Assistant Coach Randy Rahe, Head Coach Stew Morrill, Assistant Coach Don Verlin, Assistant Coach Mark Arce, Manager Darrell Young, Rashaun Thomas.

Back Row (L-R): K.C. Comadena, Dion Bailey, Tony Brown, Brennan Ray, Brad Wilden, Curtis Bobb, Dan Stewart, Dimitri Jorssen, Chad Evans, Jason Hendrian, Andre Mahorn, Shawn Daniels, Jason Napier, Troy Rolle.

2000-01

RECORD: 28-6 • BIG WEST TOURNAMENT CHAMPIONS • NCAA TOURNAMENT (1-1)



Front Row (L-R): Calvin Brown, Manager Erik Skinner, Trainer Mike Williams, Assistant Coach Randy Rahe, Head Coach Stew Morrill, Assistant Coach Don Verlin, Assistant Coach Mark Arce, Thomas Vincent.

Back Row (L-R): Bernard Rock, Michael Stowell, Dion Bailey, Curtis Bobb, Brennan Ray, Dan Stewart, Jeremy Vague, Dimitri Jorssen, Shawn Daniels, Chad Evans, Jason Napier, Toraino Johnson, Tony Brown, Nate Bullen.

2002-03

RECORD: 24-9 • BIG WEST TOURNAMENT CHAMPIONS • NCAA TOURNAMENT (0-1)



Front Row (L-R): Mark Brown, Calvin Brown, Trainer Mike Williams, Assistant Coach Randy Rahe, Head Coach Stew Morrill, Assistant Coach Don Verlin, Assistant Coach Tim Duryea, K.C. Comadena, Greg Patton.

Back Row (L-R): Michael Stowell, John Neil, Nate Harris, Desmond Penigar, Ian McVey, Mike Ahmad, Mike Puzey, Spencer Nelson, Chad Evans, Toraino Johnson, Cardell Butler, Ronnie Ross.

2004-05

RECORD: 24-8 • BIG WEST TOURNAMENT CHAMPIONS • NCAA TOURNAMENT (0-1)



Front Row (L-R): Cass Matheus, Marques Crane, Chris Huber, Tyler Williams, Calvin Brown, Jimmie Edwards, Jaycee Carroll, David Pak, Danny Gray.

Back Row (L-R): Jason Williams, Tai Wesley, Spencer Nelson, Nate Harris, Matt Formisano, John Neil, Ian McVey.

2005-06
RECORD: 23-9 • NCAA TOURNAMENT (0-1)



Front Row (L-R): Humphrey Jackson, Chris Huber, Jaycee Carroll, Everett Morgan, Durrall Peterson, Mike Daniels, Mikel Watson, David Pak.
Back Row (L-R): Nick Hammer, Chaz Spicer, Nate Bendall, Steve Cobbley, Arvydas Vaitiekus, Cass Matheus, Nate Harris, Chris Session.

2008-09
RECORD: 30-5 • WAC CHAMPIONS • NCAA TOURNAMENT (0-1)



Front Row (L-R): Pooh Williams, Stavon Williams, Skyler Halford, Jaxon Myaer, Deremy Geiger, Jared Quayle, Richard Sirju.
Back Row (L-R): Modou Niang, Matt Formisano, Clint Lee, Tyler Newbold, Dominique Cooks, Brady Jardine, Tai Wesley, Gary Wilkinson.

2009-10
RECORD: 27-8 • WAC CHAMPIONS • NCAA TOURNAMENT (0-1)



Front Row (L-R): Modou Niang, Tai Wesley, Brady Jardine, Jared Quayle, Jaxon Myaer, Pooh Williams, Tyler Newbold, Matt Formisano, Nate Bendall.
Back Row (L-R): Morgan Grim, Tyrone White, E.J. Farris, Brian Green, Preston Easton, Chandler Smith, Preston Medlin, Anthony DiLoreto.

2010-11
RECORD: 30-4 • WAC CHAMPIONS • NCAA TOURNAMENT (0-1)



Front Row (L-R): Tyler Newbold, Ben Clifford, Morgan Grim, Nate Bendall, Brady Jardine, Matt Formisano, Brad Brown, Pooh Williams.
Back Row (L-R): Brockeith Pane, Leon Cooper Jr., E.J. Farris, Preston Medlin, Tai Wesley, Steven Thornton, Antonio Bumpus, James Walker III, Brian Green.

2018-19

RECORD: 27-8 • MW REGULAR SEASON/TOURNAMENT CHAMPIONS • NCAA TOURNAMENT (0-1)



Front Row (L-R): Justin Bean, Roche Grootfaam, Ben Fakira, Neemias Queta, Klay Stall, Quinn Taylor, Dwayne Brown Jr.
Back Row (L-R): Sam Merrill, Abel Porter, Diogo Briot, Brock Miller, John Knight III, Tauriawn Knight, Crew Ainge.

2019-20

RECORD: 26-8 • MW TOURNAMENT CHAMPIONS • NCAA TOURNAMENT**



Front Row (L-R): Carson Bischoff, Justin Bean, Diogo Brito, Alphonso Anderson, Marco Anthony, Sam Merrill, Abel Porter.
Back Row (L-R): Roche Grootfaam, Sean Bairstow, Liam McChesney, Trevin Dorius, Kuba Karwowski, Neemias Queta, Klay Stall, Brock Miller.

NCAA Tournament was canceled because of COVID-19 pandemic.

2020-21

RECORD: 20-9 • NCAA TOURNAMENT (0-1)



Front Row (L-R): Steven Ashworth, Max Shulga, Marco Anthony, Alphonso Anderson, Brock Miller, Karson Stastny, Rollie Worster.
Back Row (L-R): Sean Bairstow, Matthew Wickizer, Szymon Zapala, Kuba Karwowski, Trevin Dorius, Neemias Queta, Liam McChesney, Justin Bean



YEAR-BY-YEAR RECORDS



Year	All	Conf.	Finish	Coach	
1903-04	2-2	—	—	George Peter Campbell	
1904-05	No Team				
1905-06	2-7	—	—	George Peter Campbell	
1906-07	2-6	—	—	George Peter Campbell	
1907-08	0-8	—	—	George A. Walker	
1908-09	1-8	—	—	Clayton T. Teetzel	
1909-10	3-7	—	—	Clayton T. Teetzel	
1910-11	2-4	—	—	Clayton T. Teetzel	
1911-12	2-6	—	—	Clayton T. Teetzel	
1912-13	5-4	—	—	Clayton T. Teetzel	
1913-14	10-4	—	—	Clayton T. Teetzel	
1914-15	1-5	—	—	Joséph K. Jensen	
1915-16	6-4	—	—	Joséph K. Jensen	
1916-17	8-5	—	—	Joséph K. Jensen	
1917-18	9-0	4-0	1st	Joséph K. Jensen	
1918-19	6-3	2-2	2nd	Joséph K. Jensen	
1919-20	2-0	1-0		E. Lowell Romney	
1920-21	6-4	2-3	3rd	E. Lowell Romney	
1921-22	8-3	3-3	3rd	E. Lowell Romney	
1922-23	8-4	4-4	t-2nd	E. Lowell Romney	
1923-24	6-6	3-5	3rd	E. Lowell Romney	
1924-25	12-7	5-5	t-2nd	E. Lowell Romney	
1925-26	13-5	8-4	1st	E. Lowell Romney	
1926-27	11-3	9-3	2nd	E. Lowell Romney	
1927-28	7-7	5-7	t-2nd	E. Lowell Romney	
1928-29	8-10	4-8	3rd	E. Lowell Romney	
1929-30	15-7	7-5	t-1st	E. Lowell Romney	
1930-31	13-7	7-5	t-2nd	E. Lowell Romney	
1931-32	7-15	2-10	4th	E. Lowell Romney	
1932-33	10-12	3-8	3rd	E. Lowell Romney	
1933-34	14-6	8-5	2nd	E. Lowell Romney	
1934-35	17-5	9-3	1st	E. Lowell Romney	
1935-36	17-9	9-3	1st	E. Lowell Romney	
1936-37	6-9	5-7	t-3rd	E. Lowell Romney	
1937-38	11-9	6-6	4th	E. Lowell Romney	
1938-39	18-6	8-4	2nd	E. Lowell Romney	NCAA (1-1)
1939-40	11-7	7-5	t-3rd	E. Lowell Romney	
1940-41	5-16	2-10	7th	E. Lowell Romney	
1941-42	6-10	3-9	5th	Robert W. Burnett	
1942-43	14-7	4-4	3rd	D.D. Young	
1943-44	No Team				
1944-45	9-10	3-7	5th	D.D. Young	
1945-46	7-12	2-10	6th	H.B. Lee	
1946-47	14-10	6-6	t-3rd	H.B. Lee	
1947-48	8-16	3-7	5th	Joe Whitesides	
1948-49	10-21	4-16	5th	Joe Whitesides	
1949-50	17-17	10-10	4th	Joe Whitesides	
1950-51	12-22	6-14	t-5th	H. Cecil Baker	
1951-52	16-15	9-5	t-2nd	H. Cecil Baker	
1952-53	17-13	7-7	3rd	H. Cecil Baker	
1953-54	14-13	7-7	t-4th	H. Cecil Baker	
1954-55	15-7	9-5	t-3rd	H. Cecil Baker	
1955-56	13-13	7-7	t-3rd	H. Cecil Baker	
1956-57	11-13	7-7	5th	H. Cecil Baker	

ALL-TIME ASSISTANT COACHES (Since 1959)

Mark Arce	2000-2001
Steve Barnes	1994, 1997-98
Tramel Barnes	2019
Lance Beckert	2007-12
Dutch Belnap	1969-72
William Bibb	1972
Jim Boatwright	1989-91
Bob Boyd	1994-95
Dale Brown	1969-71
Bryce Crawford	2022
Dick Curry	1976
Kermit Davis	1995-96
Nate Dixon	2022
Tim Duryea	2002-15
Kevin Dustin	1997-98
Tarvish Felton	2009-18
Cody Fueger	2013
Tony Fuller	1999
Steve Grabowski	2020
Austin Hansen	2019-
Norvel Hansen	1964
Jim Harrick	1974-77
Matt Henry	2022
Don Holst	2006
Chris Jones	2009-16
Rick Karius	2019
Kelsey Knoche	2022
Bob Lauriski	1977
Spencer Nelson	2017-18
David Marek	2015-16
Pete Mathesius	1979
Jeff Meyer	1978
Dave Miller	1994-96
Jimmy Moore	1988-91
Dana Pagett	1978-82
Jesse Parker	2014-18
Leonard Perry	1996-98
Eric Peterson	2019-
David Ragland	2019-
Randy Rahe	1999-2004
Dave Rice	2005
Mike Riley	1983-87
Kohn Smith	1988
Evan Sorenson	1959-64
Tim Stewart	1969
Tom Stewart	1981-87
Kyle Taylor	2017-18
Rod Tueller	1974-79
Don Verlin	1999-2008
Curran Walsh	2020-
James Ware	2007-08
Louis Wilson	2016-18

QUICK FACTS

OUTLOOK

AGGIE BIOS

COACHES

OPPONENTS

SEASON REVIEW

RECORDS

UNIVERSITY



YEAR-BY-YEAR RECORDS



	Year	All	Home	Away	Neutral	Conf.	Finish	Home	Away	Postseason	Coach
QUICK FACTS	1957-58	4-20	3-6	1-14	0-0	3-11	7th	—	—	—	H. Cecil Baker
	1958-59	19-7	10-1	9-4	0-2	10-4	†-2nd	—	—	—	H. Cecil Baker
	1959-60	24-5	9-1	11-3	4-1	12-2	2nd	—	—	NIT (2-1)	H. Cecil Baker
	1960-61	12-14	8-3	1-9	3-2	4-10	6th	—	—	—	H. Cecil Baker
OUTLOOK	1961-62	22-7	11-2	9-1	2-4	12-2	2nd	—	—	NCAA (1-2)	Ladell Andersen
	1962-63	20-7	12-1	7-4	2-2	—	—	—	—	NCAA (0-1)	Ladell Andersen
	1963-64	21-8	13-1	7-5	1-2	—	—	—	—	NCAA (1-2)	Ladell Andersen
	1964-65	13-12	10-3	2-8	1-1	—	—	—	—	—	Ladell Andersen
	1965-66	12-14	8-6	2-7	2-1	—	—	—	—	—	Ladell Andersen
	1966-67	20-6	13-2	6-4	0-1	—	—	—	—	NIT (0-1)	Ladell Andersen
	1967-68	14-11	10-3	4-8	—	—	—	—	—	—	Ladell Andersen
	1968-69	9-17	7-5	2-12	—	—	—	—	—	—	Ladell Andersen
	1969-70	22-7	13-1	6-5	3-1	—	—	—	—	NCAA (2-1)	Ladell Andersen
	1970-71	20-7	13-3	4-4	3-0	—	—	—	—	NCAA (0-1)	Ladell Andersen
AGGIE BIOS	1971-72	12-14	8-5	4-9	—	—	—	—	—	—	T.L. Plain
	1972-73	16-10	12-3	4-7	—	—	—	—	—	—	T.L. Plain
	1973-74	16-10	14-0	1-9	1-1	—	—	—	—	—	Dutch Belnap
	1974-75	21-6	13-1	8-4	0-1	—	—	—	—	NCAA (0-1)	Dutch Belnap
	1975-76	14-12	8-3	5-7	1-2	—	—	—	—	—	Dutch Belnap
	1976-77	15-12	12-3	2-9	1-0	—	—	—	—	—	Dutch Belnap
	1977-78	21-7	16-1	5-6	—	—	—	—	—	NIT (0-1)	Dutch Belnap
COACHES	1978-79	19-11	13-1	3-8	3-2	9-5	†-2nd	7-0	2-5	NCAA (0-1)	Dutch Belnap
	1979-80	19-8	11-2	7-4	1-2	11-2	1st	6-1	5-1	NCAA (0-1)	Rod Tueller
	1980-81	12-16	6-6	5-9	1-1	5-9	†-5th	3-4	2-5	—	Rod Tueller
	1981-82	4-23	3-8	1-12	0-3	2-12	8th	2-5	0-7	—	Rod Tueller
	1982-83	20-9	14-2	6-5	0-2	10-6	3rd	6-2	4-4	NCAA (0-1)	Rod Tueller
	1983-84	19-11	10-3	9-6	0-2	12-6	4th	8-1	4-5	NIT (0-1)	Rod Tueller
	1984-85	17-11	10-3	7-7	0-1	10-8	†-4th	6-3	4-5	—	Rod Tueller
	1985-86	12-16	7-6	4-9	1-1	8-10	†-6th	6-3	2-7	—	Rod Tueller
OPONENTS	1986-87	15-16	10-3	3-10	2-3	8-10	7th	7-2	1-8	—	Rod Tueller
	1987-88	21-10	10-3	7-6	4-1	13-5	†-2nd	8-1	5-4	NCAA (0-1)	Rod Tueller
	1988-89	12-16	8-4	3-11	1-1	10-8	†-4th	7-2	3-6	—	Kohn Smith
	1989-90	14-16	9-6	5-8	0-2	8-10	5th	4-5	4-5	—	Kohn Smith
	1990-91	11-17	8-4	2-12	1-1	8-10	†-4th	7-2	1-8	—	Kohn Smith
SEASON REVIEW	1991-92	16-12	11-3	4-8	1-1	10-8	5th	9-1	1-7	—	Kohn Smith
	1992-93	10-17	7-6	3-10	0-1	7-11	7th	4-5	3-6	—	Kohn Smith
	1993-94	14-13	10-3	3-8	1-2	11-7	†-2nd	7-2	4-5	—	Larry Eustachy
	1994-95	21-8	13-4	7-3	1-1	14-4	1st	7-2	7-2	NIT (0-1)	Larry Eustachy
	1995-96	18-15	12-3	5-8	1-4	10-8	4th	7-2	3-6	—	Larry Eustachy
RECORDS	1996-97	20-9	13-2	5-6	2-1	12-4	†-1st E	8-0	4-4	—	Larry Eustachy
	1997-98	25-8	15-0	6-7	4-1	13-3	1st E	8-0	5-3	NCAA (0-1)	Larry Eustachy
	1998-99	15-13	13-2	2-9	0-2	8-8	†-4th E	7-1	1-7	—	Stew Morrill
	1999-00	28-6	15-1	9-3	4-2	16-0	1st E	8-0	8-0	NCAA (0-1)	Stew Morrill
	2000-01	28-6	15-0	7-4	6-2	13-3	2nd	8-0	5-3	NCAA (1-1)	Stew Morrill
	2001-02	23-8	14-2	7-5	2-1	13-5	†-1st	8-1	5-4	NIT (0-1)	Stew Morrill
	2002-03	24-9	12-2	7-6	5-1	12-6	3rd	7-2	5-4	NCAA (0-1)	Stew Morrill
	2003-04	25-4	15-1	10-2	0-1	17-1	†-1st	9-0	8-1	NIT (0-1)	Stew Morrill
	2004-05	24-8	14-1	6-5	4-2	13-5	2nd	8-1	5-4	NCAA (0-1)	Stew Morrill
	2005-06	23-9	14-2	7-6	2-1	11-5	†-2nd	6-2	5-3	NCAA (0-1)	Stew Morrill
UNIVERSITY	2006-07	23-12	13-1	5-11	5-0	9-7	4th	7-1	2-6	NIT (0-1)	Stew Morrill
	2007-08	24-11	17-0	5-9	2-2	12-4	†-1st	8-0	4-4	NIT (0-1)	Stew Morrill
	2008-09	30-5	17-0	11-3	2-2	14-2	1st	8-0	6-2	NCAA (0-1)	Stew Morrill
	2009-10	27-8	17-1	8-5	2-2	14-2	1st	8-0	6-2	NCAA (0-1)	Stew Morrill
	2010-11	30-4	17-0	11-3	2-1	15-1	1st	8-0	7-1	NCAA (0-1)	Stew Morrill
	2011-12	21-16	17-5	4-10	0-1	8-6	4th	5-2	3-4	CIT (4-1)	Stew Morrill
	2012-13	21-10	14-4	7-5	0-1	11-7	5th	6-5	5-4	—	Stew Morrill
	2013-14	18-14	13-5	4-7	1-2	7-11	8th	5-4	2-7	—	Stew Morrill



YEAR-BY-YEAR RECORDS



Year	All	Home	Away	Neutral	Conf.	Finish	Home	Away	Postseason	Coach
2014-15	18-13	11-5	7-7	0-1	11-7	t-4th	6-3	5-4	—	Stew Morrill
2015-16	16-15	10-6	5-8	1-1	7-11	t-8th	4-5	3-6	—	Tim Duryea
2016-17	14-17	10-5	3-8	1-4	7-11	t-8th	6-3	1-8	—	Tim Duryea
2017-18	17-17	11-4	2-11	4-2	8-10	t-7th	6-3	2-7	—	Tim Duryea
2018-19	28-7	14-1	9-4	5-2	15-3	t-1st	8-1	7-2	NCAA (0-1)	Craig Smith
2019-20	26-8	15-1	4-6	7-1	12-6	t-2nd	8-1	4-5	NCAA**	Craig Smith
2020 NCAA Tournament was canceled because of the COVID-19 pandemic										
2020-21	20-9	10-2	5-3	5-4	15-4	2nd	8-1	7-3	NCAA (0-1)	Craig Smith

Conference Affiliations

1918-37	Rocky Mountain
1938-62	Mountain States
1979-2005	PCAA/Big West
2006-2012	Western Athletic Conference
2013-	Mountain West Conference

ALL-TIME COACHING RECORDS

Coach	Years	Seasons	Games	Won	Lost	Pct.	Conf.	NCAA	NIT	CIT
							Champs.	Appear.	Appear.	Appear.
George Peter Campbell	1904-07	3	21	6	15	.286	—	—	—	—
George A. Walker	1908	1	8	0	8	.000	—	—	—	—
Clayton T. Teetzel	1909-14	6	56	23	33	.411	—	—	—	—
Joséph K. Jensen	1915-19	5	47	30	17	.638	1	—	—	—
E. Lowell Romney	1920-41	22	382	225	157	.589	4	1	—	—
Robert W. Burnett	1942	1	16	6	10	.375	—	—	—	—
D.D. Young	1943, 45	2	40	23	17	.575	—	—	—	—
H.B. Lee	1946-47	2	43	21	22	.488	—	—	—	—
Joe Whitesides	1948-50	3	89	35	54	.393	—	—	—	—
H. Cecil Baker	1951-61	11	299	157	142	.528	—	—	1	—
Ladell Andersen	1962-71	10	269	173	96	.643	—	5	1	—
T.L. Plain	1972-73	2	52	28	24	.538	—	—	—	—
Dutch Belnap	1974-79	6	164	106	58	.646	—	2	1	—
Rod Tueller	1980-88	9	259	139	120	.537	1	3	1	—
Kohn Smith	1989-93	5	141	63	78	.447	—	—	—	—
Larry Eustachy	1994-98	5	151	98	53	.649	3	1	1	—
Stew Morrill	1999-2015	17	558	402	156	.720	7	8	4	1
Tim Duryea	2015-18	3	96	47	49	.490	—	—	—	—
Craig Smith	2019-21	3	98	74	24	.755	2	3	—	—
Totals	117	116	2789	1656	1133	.594	18	23	9	1

NOTE: USU did not field a team in 1944.

QUICK FACTS

OUTLOOK

AGGIE BIOS

COACHES

OPPONENTS

SEASON REVIEW

RECORDS

UNIVERSITY

QUICK FACTS

OUTLOOK

AGGIE BIOS

COACHES

OPONENTS

SEASON REVIEW

RECORDS

UNIVERSITY

A		
Abrams, Marvin	1945, 47-48	
Adams, Alma	1934	
Adams, Boyd	1954-55	
Adams, H.R.	1937	
Agorastos, Chris	1959	
Agricola, Calvin	1938-40	
Ahmad, Mike	2002, 2004	
Ainge, Crew	2018-19	
Allen, Aquilla	1942	
Allick, Tyrone	1998-99	
Allsop, Warren G.	1930-33	
Andersen, LaDell	1949-51	
Anderson, Alphonso	2020-21	
Anderson, Dave	1955	
Anderson, Greg	1981-82	
Anderson, Hans	1913	
Anderson, Jeff J.	1984-85	
Anderson, Jeff O.	1985-88	
Anderson, Kay	1945	
Anderson, Lorin	1937-38	
Anderson, Roddie	1994-95	
Anderson, Wade	1961	
Andreason, Grant	1936-38	
Andrus, Leonard	1920	
Angle, Larry	1963-64, 66	
Anthony, Marco	2021	
Ashworth, Steven	2021-	
Austefjord, Haakon	1979-82	
Auur, Don	1960	

B		
Bailess, Preston	1976-77, 79	
Bailey, Dion	2000-01	
Bailey, Larry	1956-57	
Baker, H. Cecil	1923-25	
Bairstow, Sean	2020-	
Barnaba, Ngor	2017	
Barnes, Matt	1990-91	
Bates, Jay	1957-58	
Baugh, Evan	1940-42	
Bean, Chris	1968-70	
Bean, Justin	2019-	
Bearup, Todd	1987	
Beck, Gary	1980, 83-85	
Bees, Walter	1971	
Beeton, Martell	1957-58	
Bell, Dan	1986-87	
Belliston, Carl	1931-32	
Belliston, Garth	1945	
Belshe, Dave	1982	
Bendall, Nate	2006, 2010-11	

Bennion, Donald	1930-31	
Berger, Danny	2012-14	
Bergeson, Larry	1980-82	
Berrett, Ken	1949-50	
Bingham, Delbert	1939-40	
Birch, Brandon	1998-99	
Blanton, Paul	1936	
Boatwright, Jim	1972-74	
Bobb, Curtis	2000-01	
Bolton III, Henry	2015	
Booth, Richard Lee	1955	
Brady, Charles	1996-97	
Briggs, Melvin	1942	
Brito, Diogo	2017-20	
Broberg, John	1937-39	
Brossard, Edgar	1907-08	
Brossard, Howard	1912	
Brown, Brad	2011	
Brown, Calvin	2002-05	
Brown, Cordell	1952-55	
Brown Jr., Dwayne	2018-19	
Brown, Mark	2003-04	
Brown, Tony	1999-2002	
Bruneel, Mitch	2012	
Bunce, Larry	1967	
Bunker, Robert	1937	
Butler, Cardell	2003-04	
Butterfield, Spencer	2013-14	

C		
Call, Joséph	1929	
Campbell, Everett	1930, 32-33	
Carroll, Jaycee	2005-08	
Casey, Mike	1962-63	
Castleton, Stan	1969	
Chappell, Albert	1989-90	
Chesbro, Charles	1946-47	
Child, Rawson	1948	
Christensen, Guy	1932	
Christensen, Ivan	1955-56	
Clark, Charles	1939	
Clark, Jack	1952-54	
Clark, Kris	2007-08	
Cleverly, James	1947	
Clifford, Ben	2012-14	
Clyde, George D.	1917	
Coburn, John	1909	
Collette, David	2015	
Collier, Troy	1963-64	
Condie, Frank	1953	
Condie, Willmore	1945	
Conley, Terry	1957	

Conway, Dan	1986-89	
Cook, Bert	1950-52	
Cook, Lashbrook L.	1907-10	
Cook, Sterling	1938	
Cooley, Pat	1972	
Cormier, Covington	1995	
Cotten, Junsie	1993-94	
Cowley, Floyd	1923	
Crane, Bob	1958	
Crookston, Burns	1942	
Crookston, R. Burns	1912-13	
Cropley, Virgil	1931-32	
Crowther, Clifton	1923-25	
Cullimore, Grant	1941	
Cullimore, Grant	1942	
Cullimore, Ralph	1958-60	
Cunningham, Leo	1979-82	
Curtis, Orrin	1942	
Cutler, Mark	1983	

D		
Dailey, Roger	1990-92	
Daley, Ernest	1907	
Daniels, Shawn	2000-01	
Dargenton, Alexis	2017-18	
DaSilva, Carlito	1992-93	
Davis, Carl	1927-30	
Davis, Jerry	1988	
Davis, Kyle	2014	
Davis, Marcel	2013-14	
Davis, Pharoah	1998-99	
DeMarco, Bob	1982-83	
Dittebrand, Mickey	1964-65	
Dixon, Asael	1909	
Dixon, Nate	1960	
Done, Nathan K.	1948-50	
Dorius, Trevin	2020-	
Dow, Randy	1962	
Downs, Ralph	1949-51	
Drakulich, Nick	1941	
Dressen, Dan	1974	
Drysdale, Elwood	1930-32	
DuCharme, Stephen	2007-08	
Ducich, Dan	1950	
Dunn, Pat	1955-56	
Durrant, Bill	1942	
Durrant, Kent	1965	

E		
Earl, Michael	2007	
Edsall, Leonard	1965	
Edwards, Jimmie	2005	

Egbert, Archie	1909	
Egbert, Ivan	1909-11	
Elliott, Rashad	1999	
Ence, Ron	1983-84	
Ennenga, Pete	1965-67	
Epps, Ed	1969-71	
Erickson, John	1969-70	
Estes, Wayne	1963-65	
Evans, Chad	2001-04	
Evans, Lew	2016	

F		
Fakira, Ben	2019	
Farris, E.J.	2011-12	
Fivecoat, Gregg	1961	
Floyd, Bill	1985-86	
Floyd, Donald Joe	1961	
Ford, Stish	1966	
Formisano, Matt	2008-11	
Fowers, Blair	1959	
Franson, Eric	1991, 94-96	
Fries, Brandon	1999	
Funk, Randy	1990-91	

G		
Gardner, Dale	1952-53	
Gardner, Rollie	1935-36	
Gardner, Ruthon	1916	
Gardner, Spencer	1951	
Garff, Elmo	1935-38	
Garff, Elmo Jr.	1959	
Garn, Darrell	1959	
Garn, Daryl	1962	
Geddes, Dale	1955	
Geddes, Neal	1998	
Geiger, Deremy	2009	
Gentry, Todd	1992-93	
Gibbons, Robert	1926	
Gilmore, Frank	1946-48	
Gilmore, Frank C.	1947	
Goates, Raeldon	1936-38	
Gobbie, Tom	1950-51	
Golding, Fred	1952	
Goldsberry, Reid	1959, 62-63	
Goodman, Jay	1991-93	
Goodrich, Gary	1955	
Gordon, Allen	1990-91	
Gotcher, Doug	1988	
Graham, Harley	1969	
Grant, Greg	1983-86	
Grant, Nathan	1985-89	
Green, Brian	2010-11	



TONY BROWN



JAYCEE CARROLL



WAYNE ESTES



CORNELL GREEN

Green, Cornell 1960-62
 Gregg, Ed 1975-76
 Griffen, Dick 1942
 Grim, Morgan 2011-12
 Grooffaam, Roche 2020
 Gutke, Ralph 1934

H

Haggerty, Sam 1957-58
 Hale, Hal 1965-67
 Hale, Lyle 1945
 Halimon, Shaler 1967-68
 Hammer, Nick 2006-07
 Hammond, Owen Cyril 1922-24
 Hancock, Heber 1910-11
 Haney, Darnell 1961-62
 Hansen, Glen 1972
 Hansen, Harold 1933-35
 Hansen, Norvel "Nog" 1947-48
 Hansen, Ron 1983
 Hansen, Thad 1937
 Hanson, Percy 1920-22
 Hanson, Ralph 1963-64
 Harbertson, Bob 1952-54
 Harries, Scott 1982-83
 Harris, Nate 2003-06
 Harris, Rulon 1932
 Harris, Sean 2015
 Harris, Sterling 1922
 Harrison, O.J. 2007
 Harvey, Quenton 2004
 Hasen, Mark 1962-63
 Hatch, Ron 1970-72
 Hawley, Warren 1924-27
 Haws, Rich 1973-75
 Hay, Roderick 1992-93
 Hayes, Andy 1951-52
 Hazen, Frank 1949-50
 Henderson, Dean 1934-36
 Henrie, DeWayne 1928-29
 Henrie, Dwaine 1924-25
 Henson, Daron 2018
 Herman 1907
 Hobson, Ivan 1910-11
 Hoffman, Paul 1967
 Hoffman, Verne 1942-46
 Hoggan, Drummond 1938
 Holman, Don 1961-62
 Holmstead, Earl 1945-46
 Hood, Keith 1979-81
 Houskeeper, Greg 1988-89
 Huber, Chris 2004-06

Hughes, Austin 1941
 Hull, Bill 1952-54
 Hull, Don 1959-60
 Hunger, Dean 1977-80
 Hunsaker, Kent 1965-66
 Hunter, Novich 1995-96

I

Ipsen, Bob 1958-59
 Isaacson, Dave 1997-98
 Isby, DeAngelo 2018
 Ivins, Lorraine 1922-24
 Izatt, Edwin 1939-41
 Izatt, George 1907

J

Jackson, Brian 1980-81
 Jacobsen, Lloyd 1938-39
 James, Leonard 1938-40
 James, Robert 1993
 Janicek, Norbert 2017
 Jardine, Brady 2009-11
 Jardine, Rich 1990-91
 Jarvis, Lester 1920
 Jarvis, Orin 1917-18
 Jean, Marvin 2013
 Jefferson, Jessie 1968-69
 Jensen, Sid 1960-61
 Jenson, Kent 1963
 Jeppeson, Paul 1968-70
 Johnson, Bart 1953-55
 Johnson, Carl 1915-16
 Johnson, Clarke 1946-47
 Johnson, Don 1956
 Johnson, Donnie 1998-99
 Johnson, Jerome 1985
 Johnson, Mike 1986-87
 Johnson, Phil 1962-63
 Johnson, Rollo Ray 1948-50
 Johnson, Toraino 2001-03
 Jones, Clarence 1965-67
 Jones, Elston 2015-16
 Jones, Justin 1996-98
 Jones, Michael 1998
 Jones, Norm 1947-49
 Jones, Steve 1964-65
 Jones, William 1908
 Jorgensen, C. Percy 1947-50
 Jorgenson, Floyd 1907
 Jorgenson, Lee 1946-48
 Jorssen, Dimitri 1999-2001
 Judkins, Jon 1986-88

K

Kapple, Dixon Clarence 1916
 Karwowski, Kuba 2020
 Kemp, Jarobi 1994
 Kirby, Gordon 1956
 Kirk, Harvey 1920-21, 23-24
 Klotovich, Mark 1958
 Knight, Tauriawn 2019

L

Lake, Sean 1990
 Lambert, Joe 1933-34
 Langston, Verl 1946
 Lauriski, Bob 1971-73
 Lee, Clint 2009
 Lewis, Dale 1945
 Lind, Richard 1959
 Lindley, Earl 1952-53
 Lindquist, Ray 1938-40
 Lindsay, Claude 1922
 Lockeyer, Joe 1956-57
 Lofton, Brent 1990-92
 Long, Darrin 1984
 Long, Myron 1964-65
 Lopez, Matt 2013
 Love, Lafayette 1971-73
 Lyons, Delane 1962

M

Mackbee, Earsell 1965
 Mahorn, Andre 2000
 Maker, Cecil 1923
 Malmrose, Gary 1974-77
 Marriott, Brent 1969
 Martindale, Addington 1926-28
 Martineau, Blair 1975-77
 Matheus, Cass 2005-06
 Maughan, Conway 1945
 Maughan, Glen 1941-42
 Maughan, Joe 1921
 Maughan, Joseph 1922
 Maughan, Ralph 1942-46
 Mayne, Jack 1941
 McCullough, Michael 1982-84
 McDonald, Keith 1979
 McElrath, Rich 1979-80
 McEwen, Koby 2017-18
 McGlaston, JoJo 2014-15
 McMullin, Chris 1983-84
 McMullin, Tommy 1916-17, 20-21
 McNeil, W.I. 1907
 McNiel, Frank 1933-35

McVey, Ian 2004-05
 Medlin, Preston 2010, 2012-14
 Merrill, Sam 2017-20
 Meyer, Jeff 1976-77
 Mich'l, Ron 1959-60
 Miller, Brock 2019-
 Miller, John 1950-51
 Miller, Mark 1979-80
 Mills, Silas 1995-96

Moesinger, Gilbert 1931

Mohr, Andy 1916-18, 20
 Mohr, Ernest 1912-13
 Moore, Brent 1996
 Moore, Grayson 2016
 Moore, Jalen 2014-17
 Moore, Jimmy 1973-75
 Morris, Clyde 1939-40
 Morris, Floyd 1939-40
 Mourfison, Grant 1945
 Murdock, Bob 1948-49
 Myaer, Jaxon 2009-10

N

Napier, Jason 2001-02
 Nate, Dennis 1961-62
 Neil, John 2004-05
 Nelson, Clinton 1945
 Nelson, Spencer 1999, 2003-05
 Nesmith, Malloy 1992
 Newbold, Tyler 2008-11
 Newey, Reid 1984, 87-89
 Niang, Modou 2008-10
 Nielsen, Cantril 1924-28
 Nielsen, Lindy 1950
 Nielsen, Lynn 1949
 Nielson, Joseph 1918
 Nixon, Kevin 1985-88
 Noma'aea, Viko 2014-15

O

O'Brien, Dennis 1966
 Olsen, Dave 1966
 Olsen, Oman 1938
 Owen, Cyril 1912-13
 Owens, Darryl 1974-77

P

Packard, David Russell 1915
 Packer, Allen 1946
 Pak, David 2005-06
 Pane, Brockeith 2011-12
 Parkinson, Berkley 1937-38



GREG GRANT



BRADY JARDINE



SAM MERRILL



JALEN MOORE

QUICK FACTS

OUTLOOK

AGGIE BIOS

COACHES

OPPONENTS

SEASON REVIEW

RECORDS

UNIVERSITY

Parkinson, Ezra B.	1907-08
Parkinson, Seth	1930-31
Parris, Jeff	1990
Parrish, Alan	1965-67
Patterson, Gary	1990-93
Patton, Greg	2003
Pavlish, Brian	1972-73
Pearre, Julion	2015-18
Penigar, Desmond	2002-03
Pepek, Stan	1988-89
Perkins, Darius	2015-16
Perkins, Rawlee	1977-79
Perry, Max	1959-61
Pete, Gilbert	1986-89
Peterson, Arden	1937-38
Peterson, Bob	1950-51
Peterson, D.	1909
Peterson, Durrall	2006-07
Peterson, Eric	1982-83
Peterson, Hugh	1912
Peterson, John	1913
Peterson, Preston	1907
Peterson, R.	1912-13
Petty, Cleo	1933-36
Pinegar, Steve	1977, 79-80
Polak, Frank	1956-58
Porter, Abel	2018-20
Powell, Les	1966-67
Price, Lewmar	1915
Putnik, John	1941
Puzey, Bill	1962-63
Puzey, Mike	2003

Q	
Quayle, Jared	2009-10
Queta, Neemias	2019-21

R	
Ramirez, Abie	1993
Randall, Rick	1998-99
Rasmuson, Mahlon	1949
Rasmussen, Paul	1960
Ray, Brennan	2000-02
Reading, Roland	1939-41
Reaveley, Joe	1958
Rector, Shane	2016-17
Reed, Blair	1974-76
Reed, Kyisean	2012-13
Reese, L. Lavern	1916
Reeve, Eldrow	1937-38
Remund, Clive	1930
Rice, Jim	1959

Rice, Kevin	1997-98
Ritchie, Roy	1960-61
Roberts, Marvin	1969-71
Robinson, Lamond	1921-24
Rock, Bernard	2000-01
Rock, Mike	1973-76
Rogers, Duane	1995-97
Roland, TeNale	2013-14
Rolle, Troy	1999-00
Rose, Trent	1993-94
Ross, Ronnie	2002-03
Roth, Steve	1965-66
Rotta, Joel	1983-84
Ruffner, Byron	1991
Ryan, Bill	1947
Ryan, Kent	1934-37
Ryan, Richard	1941

S	
Sager, Charlie	1991-92
Sanders, Newell	1923-27
Santos, Mike	1975-78
Saxon, Marcus	1997-98
Schaub, George Wesley	1923
Schaub, Wesley George	1922
Schenk, Edward	1948
Schofield, Jerry	1959-60
Schumacher, Tony	1994
Session, Chris	2006-07
Sewell, Keith	1951
Sewell, Keith Arthur	1952
Shanks, Preston	2014
Shaw, Jarred	2013-14
Sheehan, Chris	1988-89
Shields, Marlin	1954-55
Shulga, Max	2021
Simms, Myron	1995
Simpson, Harold	1941
Skousen, Willard	1935-36
Smart, Theron	1928-29
Smith, Antwan	1995-97
Smith, Chris	2015-16
Smith, Driver Edwin	1921
Smith, Fred "Luckie"	1967
Smith, Jimmy	1967-68
Smith, Ted	1956-57
Smith, Tim	1965
Sorenson, Evan	1946-48
Spencer, Sydney	1920-21
Spizer, Chaz	2006-07
Spillers, Maurice	1994-95, 96-97
Spraggins, DeUndrae	2008

Springham, Bob	1951-54
Stephens, Desmond	2008
Stewart	1907
Stewart, Dan	1997, 2000
Stewart, Tom	1966-68
Stone, Harvey	1949
Stone, Jordan	2012-14
Stowell, Michael	2002-03
Sumsion, Glenn	1918

T	
Tate, Sharon	1928-29
Taylor, Craig	1976, 79-80
Taylor, Quinn	2016-2019
Tebbs, Jeff	1970-72
Tenhoeve, Mark	1973-75
Thayer, Jim	1958
Theus, Hal	1957-59
Thoesby, Adam	2012
Thomas, Rashawn	2000
Thompson, Ken	1971-72
Thompson, Ray	1973-75
Thurston, Mark	1998
Tollestrup, Tim	1968-70
Trane, Keith	1941-42
Tucker, Darrell	1951-54
Tueller, Tann	1984-86
Tuft, Don	1952-54
Turner, Sanchez	1993

V	
Vague, Jeremy	2001-02
Vaitiekus, Arvydas	2007
Van Kampen, Rudolph	1932
Van Oreen, P.B.	1910
VanNoy, Jay	1947-48
Vincent, Thomas	2001-02

W	
Wade, Dick	1968-70
Wade, Edward	1935-37
Wade, Ellis	1926-29
Wakefield, Terry	1970-72
Walbeck, Daryl	1958
Walker, Gilbert	1961
Walker III, James	2011
Walker, LeRoy	1964-65
Wankier, Udele A.	1945
Wardell, Clayton	1933-34
Warfel, Joe	1963
Washington, Lance	1981-83
Washington, Vince	1984-85


Watkins, Delos	1930-31
Watson, Elden	1935-36
Watson, Mikel	2007
Watts, Conley	1933-34
Watts, Gary	1960, 63-64
Watts, Joe	1962
Weiss, Jack	1952
Wesley, Tai	2008-11
West, Shelby	1933, 35-37
White, Darrel	1989-90
White, Tyrone	2010
Whitehead, Winifred	1909
Wickizer, Jon	1993-96
Wickizer, Nate	1992-95
Wickliffe, Edgar	1981
Widmer, Gene	1964
Wilbon, Tyler	1960-61
Wilcox, Elton	1931
Wiley, Jerome	1983-84
Wilkinson, Gary	2008-09
Willden, Brad	2000
Williams, Fred	1946
Williams, Harold	1926
Williams, Jason	2004-05
Williams, Kevin	2002
Williams, Nate	1970-71
Williams, Oscar	1975-77
Williams, Pooh	2008-11
Williams, Stavon	2009
Williams, Tyler	2004-05
Wilson, Mark	1977
Wimmer, Albert	1938
Womack, Jermaine	1995-96
Woodard, Corwin	1994-95
Woods, Vertis	1933-34
Woodside, Howard	1923-25
Worster, Rollie	2021
Wortley, Don	1955-56
Worley, Clyde	1919
Worthen, Alan	1960
Worthington, Glen	1926-29

Y	
Yeates, LaRue	1932
Young, C. George	1930-32
Young, Terrell	2014
Youngblood, Kendall	1989-92

Z	
Zapala, Szymon	2021



DESMOND
PINEGAR



MARVIN
ROBERTS



TAI
WESLEY



GARY
WILKINSON

UTAH STATE UNIVERSITY



UTAH STATE UNIVERSITY QUICK FACTS

Founded:

March 8, 1888

President (16th):

Noelle E. Cockett (Jan. 1, 2017-present)

Type:

Land-grant, public research university

Mission Statement:

The mission of Utah State University is to be one of the nation's premier student-centered land-grant and space-grant universities by fostering the principle that academics come first, by cultivating diversity of thought and culture and by serving the public through learning, discovery and engagement.

Location/Profile:

Logan, Utah

Population:

Logan - 48,565

Cache County - 114,181

Elevation: 4,778 feet (Logan Campus)

Average summer highs: 85 degrees

Average winter highs: 34 degrees

Free public transportation for Logan campus, Logan City, Cache Valley

81 miles northeast of Salt Lake City

5 hours south of Yellowstone National Park

1-hour drive to four ski resorts

2-minute drive to Logan Canyon

Number of steps to the top of Old Main Hill: 124

Regional Campuses, Distance Education and Extension:

Main Campus: Logan

Statewide Campuses: 8 (Brigham City, Tooele, Salt Lake City, Uintah Basin, Eastern, Moab, Southwest, Blanding)

Statewide Education Centers: 23

Extension: Serves all of Utah's 29 counties and includes the Ogden Botanical Center, Thanksgiving Point, and Utah Botanical Center

Workforce:

Faculty members (full time): 893

Full-time support staff: 1,692



UTAH STATE UNIVERSITY QUICK FACTS

Enrollment:

Total Headcount Enrollment (Fall 2020): 27,691*

Undergraduate: 24,647 (17,676 Logan Campus; 5,524 Statewide Campuses)

Graduate: 3,044 (1,536 Logan Campus; 828 Statewide Campuses)

Master's: 1,901 (1,166 Logan Campus; 634 Statewide Campuses)

Doctoral: 730 (678 Logan Campus; 51 Statewide Campuses)

*Includes USU Statewide Campuses: 6,352 and International Students: 1,770

Gender:

Male: 12,326

Female: 15,365

Student Representation:

All 29 counties in Utah

All 50 states, the District of Columbia, and three U.S. territories

More than 66 countries

Ages:

Average undergraduate student age: 22.0

Average graduate student age: 31.6

Academics:

Undergraduate Degrees: 114

Undergraduate Minors: 130

Master's degrees: 90

Doctoral degrees: 42

Student/faculty Ratio: 19.5 to 1

Average Undergraduate Class Size: 20-29 students

Study abroad opportunities: 1000+ in 87 countries

Students Who Studied Abroad (2020): 447

Colleges:

College of Agriculture and Applied Sciences

Caine College of the Arts

Jon M. Huntsman School of Business

Emma Eccles Jones College of Education and Human Services

College of Engineering

College of Humanities and Social Sciences

S.J. and Jessie E. Quinney College of Natural Resources

College of Science

Most Popular Declared Majors:

Communicative Disorders & Deaf Education; Economics; Psychology; Mechanical Engineering; Biology; Elementary Education, Human Movement Science; and Computer Science.





NOELLE E. COCKETT

University President

Noelle E. Cockett was appointed as Utah State University's 16th President in October 2016, beginning her official tenure in January 2017. She is USU's first female president and the only female president with Utah's higher education system.

Since becoming president, Cockett has worked to improve the mission and vision of the university where the outstanding scholars, educators, and students, collectively embody a tradition of greatness.

It is a great time to be an Aggie. In national rankings, the university continues to gain ground. Utah State University was ranked as the No. 5 public university in the nation in "National Universities Rankings 2018" by Washington Monthly and is the No. 2 highest-ranked public university in the nation with lowest tuition in "America's Best Value Colleges" by Forbes. The university's award-winning faculty continue to receive accolades. In March 2018, physics professor David Peak was named as a 2018 recipient of the National Council on Undergraduate Research-Goldwater Scholars Faculty Mentor Award.

And the university's facilities continue to astound thanks, in part, to many Utah State University alumni and friends who are so generous in their support of the institution. In May 2018, the university celebrated the opening for the Sorenson Legacy Foundation Center for Clinical Excellence on the north side of campus and the Life Sciences Building was dedicated in spring 2019.

Prior to being named Utah State's President, Cockett was serving as Executive Vice President and Provost at USU and has held that position since 2013. Prior to that, she served USU as Vice President for Extension from 2006 to 2013; Dean of the College of Agriculture and Applied Sciences from 2002 to 2013; and Director of the Utah Agriculture Experiment Station from 2009 to 2013.

Cockett has built a distinguished career in sheep genomics research, maintaining an active research program even while serving in various leadership positions at Utah State University. Her research program has centered on the identification of genetic markers associated with economically important traits in sheep, as well as the development of resources that advance research on the sheep genome. Cockett and her colleagues published an article describing the sheep genome sequence in Science in 2014. Her current project focuses on the identification of genetic regions associated with entropion in newborn lambs. Cockett has served as the United States coordinator for sheep genome mapping since 1993 and is an active member of the International Sheep Genomics Consortium.

As an active researcher, Cockett has received many awards and

accolades throughout her career including a Young Scientist Award from the Western Section of the American Society of Animal Science (ASAS), the Utah Governor's Medal for Science and Technology (2004 and 2015) and one of USU's top honors, the D. Wynne Thorne Research Award.

After receiving her master's and doctorate in animal breeding and genetics from Oregon State University in 1983 and 1985, respectively, Cockett spent five years as a research geneticist at the United States Department of Agriculture, Agriculture Research Service U.S. Meat Animal Research Center in Clay Center, Nebraska. She joined Utah State University in 1990 as a researcher and assistant professor in the Department of Animal, Dairy and Veterinary Sciences in the College of Agriculture and Applied Sciences.

Cockett, who earned her bachelor's degree from Montana State in animal science in 1980, grew up on a beef cattle ranch in eastern Montana and is married to John Cockett, Director of Technology in USU's Emma Eccles Jones College of Education and Human Services. Noelle and John have two children, Dylan and Chantelle.



UTAH STATE UNIVERSITY EXECUTIVE COMMITTEE (2021-22)

Noelle E. Cockett, President
 Francis D. Galey, Executive Vice President and Provost
 Neil N. Abercrombie, Vice President, Government Relations
 Douglas D. Anderson, Dean, Jon M. Huntsman School of Business
 Janet B. Anderson, Associate Vice President, Academic and Instructional Services, and Vice Provost
 Jodi Bailey, Chief Audit Executive
 Michelle Baker, Interim Dean, College of Science
 Lisa Berreau, Vice President, Research
 David T. Crowley, Vice President for Business and Finance
 Jennifer Duncan, Dean, Libraries
 Boyd Edwards, President, Faculty Senate
 Tony Flores, President, Staff Employee Association
 Jed Hancock, President, USURF
 Nancy Hanks, Executive Assistant to the President
 John H. Hartwell, Vice President and Director of Athletics
 Eric S. Hawley, Chief Information Officer
 Jagath J. Kaluarachchi, Dean, College of Engineering
 Chris Luecke, Dean, S.J. & Jessie E. Quinney College of Natural Resources
 Mica A. McKinney, Vice President, Legal Affairs
 James D. Morales, Vice President, Student Services
 Rachel Nardo, Dean, Caine College of Arts
 William M. Plate, Vice President, Marketing and Communications
 Alan Smith, Dean, Emma Eccles Jones College of Education & Human Services
 Laurens H. Smith, Vice President, Statewide Campuses
 Michael Torrens, Director of Analysis, Assessment & Accreditation
 Robert W. Wagner, Vice President for Academic & Instructional Services
 Joseph P. Ward, Dean, College of Humanities & Social Sciences
 Kenneth L. White, Vice President for Extension; Dean, College of Agriculture and Applied Sciences; Director, Agricultural Experiment Station
 Matthew T. White, Vice President, Advancement

UTAH STATE UNIVERSITY BOARD OF TRUSTEES (2021-22)

Kent K. Alder, Chairman
 John Y. Ferry, Vice Chairman
 David H. Huntsman, Member
 Kacie Malouf, Member
 Wayne Niederhauser, Member
 Steven Palmer, Member
 David Petersen, Member
 Jacey Skinner, Member
 Lucas Stevens, Member
 Tessa White, Member

QUICK FACTS

OUTLOOK

AGGIE BIOS

COACHES

OPONENTS

SEASON REVIEW

RECORDS

UNIVERSITY



JOHN HARTWELL

**University Vice President/
Director of Athletics**

Since being named Vice President and Director of Athletics at Utah State on June 2, 2015, John Hartwell has cast his vision for Aggie Athletics, which embodies maximum effort academically, athletically and socially to ensure success in both the classroom and on the fields of competition.

Under Hartwell's leadership, Utah State Athletics has seen unparalleled success, led by a men's basketball program that has posted a 74-24 record the past three years, won consecutive Mountain West Tournament titles in 2019 and 2020, and qualifying for the NCAA Tournament in each of the last three years. In all, USU has claimed five Mountain West regular season championships and four more postseason titles during Hartwell's tenure, while five coaches have been named its Conference Coach of the Year.

All of Utah State's recent successes has been noticed nationally as well, as Stadium Network listed Hartwell as the 18th-best Athletics Director in the nation, including the fourth-best non-Power 5 AD, in June of 2020.

Hartwell has focused his time on maximizing and increasing the department's revenue streams, along with planning for future facility renovations to both Maverik Stadium and the Dee Glen Smith Spectrum.

In his time at Utah State, Hartwell has rebranded the fundraising arm of the athletics department with the creation of Aggies Unlimited, which puts all giving under one umbrella.

Utah State also entered into a new partnership with the Larry H. Miller Sports & Entertainment Group to be its flagship radio station for Aggie Athletics, which gives USU additional advertising opportunities throughout Cache Valley and the Wasatch Front, in addition to more control over each broadcast.

And, Hartwell's strong business background has also proved to be valuable at Utah State as he negotiated a new footwear and apparel deal with Nike in 2020.

During his Utah State tenure, Hartwell has overseen the completion of the \$36 million, 85,000-square foot West Stadium Center on the west side of Maverik Stadium, which includes 24 luxury suites, 20 loge boxes, over 700 covered club seats and a premium club area that is also used to host a student-athlete training table. Renovations also included new video boards on both the north and south ends of the stadium, along with a new public address system, while major concourse work significantly increased restrooms and upgraded concessions.

During the COVID-19 shortened 2020-21 academic year, Utah State men's basketball received the program's third-ever at-large birth to the NCAA Tournament after finishing second in the Mountain West during the regular season and advancing to the championship game of its conference tournament for the third-straight year. Furthermore, USU's men's cross country team advanced to the NCAA Championships for the third time in the past four seasons, its first three appearances in school history, and finished 11th

nationally for its best-ever national finish. And its gymnastics program qualified for NCAA Regionals for the first time since 2017 as it tied for third and finished the year ranked 22nd in the nation.

Even more impressive is Utah State's continued successes by its student-athletes in the classroom as they have a 93 percent graduation success rate, which is the highest in the Mountain West, and cumulative 3.38 grade-point average, the highest in the history of USU athletics. During the 2020-2021 academic year, USU had 283 student-athletes earn academic all-MW honors, while 177 were named MW Scholar-Athletes. Additionally, USU recognized 261 student-athletes at its annual Joe E. and Elma Whitesides Luncheon for earning a 3.2 or better GPA.

In 2019-20, Utah State men's basketball won its second-straight Mountain West Tournament title, while the USU men's cross country team won its first-ever MW Championship, followed by a 16th-place finish at the NCAA National Championships. Furthermore, Aggie football played in its eighth bowl game since 2011 and Aggie gymnastics notched its first winning season since 1999, which included a pair of victories against top-20 opponents, as it finished the year ranked 29th in the nation. In all, the 2019-20 academic year marked just the fourth time in school history that football advanced to a bowl game and men's basketball qualified for the NCAA Tournament, including for the first time in back-to-back years. Additionally, head men's cross country coach Artie Gulden and head gymnastics coach Amy Smith were named their conference's Coach of the Year, both of which are Hartwell hires.

The 2018-19 Utah State academic year saw both its football and men's basketball teams nationally ranked as USU was one of just five institutions to have both programs ranked in the final Associated Press polls. Collectively, USU produced a combined 39-9 record between football (11-2) and men's basketball (28-7), which is a single-season school record. That 39-9 mark was also tied for the fourth-best winning percentage and seventh-most wins nationally. Furthermore, football tied the school record for wins with its 11-2 record, while men's basketball went 28-7 to tie for the third-most victories in program history.

Furthermore, first-year head coach Craig Smith, who Hartwell hired, led Utah State's men's basketball program to its first-ever Mountain West regular season title and tournament championship after entering the season picked ninth in the preseason polls. Additionally, the football program was picked to finish fourth in the Mountain Division of the Mountain West, but posted a 7-1 league mark to tie for first in the division. At season's end, both program's head coaches were named Mountain West Coach of the Year.

Not to be outdone, the 2017-18 academic year was arguably the best in school history under Hartwell as Aggie Athletics ranked 78th nationally in the Learfield Director's Cup Standings, which is by far the best finish for USU in the Cup's 25 years, while its 375-plus student-athletes achieved a then-school-record 3.25 grade-point average.

In 2017-18, Utah State's men's tennis program won its third-straight Mountain West regular season championship and advanced to the NCAA Tournament for the second time in as many years. In fact, men's tennis won the school's first Mountain West regular season (2016) and tournament championships (2017) since joining the Conference in 2013 and finished the 2017 campaign with a school-record 23 wins and a final national ranking of No. 45.

Additionally, Utah State's track & field/cross country teams had their best seasons in school history in 2017-18, highlighted by the men's programs finishing the year ranked 10th nationally by the U.S. Track & Field and Cross Country Coaches Association. During the 2017-18 seasons, the Aggie men placed 27th in their first-ever appearance in the NCAA Cross Country Championships, followed by a 28th-place finish at the NCAA Indoor Championships and an 18th-place finish at the NCAA Outdoor Championships, as its student-

UTAH STATE ATHLETIC DIRECTORS (1950s-present)

H.B. Hunsaker	1955-63
Frank Williams	1964-72
Ladell Andersen	1973-82
Dave Kragthorpe	1983-84
Rod Tueller	1985-92
Chuck Bell	1993-97
Bruce Van De Velde	1998
Rance Pugmire	1999-2003
Randy Spetman	2004-2007
Scott Barnes	2008-2014
John Hartwell	2015-present





athletes combined to garner 12 All-America honors. On the women's side, USU's cross country program finished 14th in its first-ever appearance at the NCAA Championships, while its student-athletes combined to garner three All-America honors.

Aggie football also excelled during the 2017-18 academic year, playing in its sixth bowl game in the past seven seasons. Utah State's softball program finished the 2017 campaign with a 33- 18 record, including a 14-9 Mountain West mark, and advanced to the National Softball Invitational, marking the program's first postseason appearance since 1993. In fact, those 33 overall wins and 14 league victories are its most since 1996, as USU finished the 2017 season tied for third place in the league.

Hartwell came to Utah State after spending three years as the Athletics Director at Troy, where he laid the groundwork for the future of Trojan Athletics by spearheading several significant upgrades to its athletic facilities, including the addition of a new \$2 million practice facility for the golf teams, a \$3 million renovation and expansion of the softball facility and a \$2.1 million improvement to Veterans Memorial Stadium, while also securing funding for lights to be installed at the soccer and track complex. Hartwell also unveiled the North End Zone Project for Veterans Memorial Stadium, a \$25 million project that will be the new home for Trojan football.

Troy's athletics programs have also seen vast improvement on the fields of play due to Hartwell's leadership and oversight, including the football program posting a 31-8 record during its last three seasons under Neal Brown, who Hartwell hired, not to mention the Trojans being the first Sun Belt Conference team to ever appear in either the Associated Press or Coaches Poll. Men's basketball won the 2017 Sun Belt Conference Tournament and advanced to its first NCAA Tournament since 2003, while the women's basketball program won back-to-back Sun Belt Tournament championships and appeared in two-straight NCAA Tournaments in 2017 and 2018. Troy's golf

programs have also excelled as the women's program has won three of the past five Sun Belt titles, while men's golf advanced to three-straight NCAA Regionals from 2016-18. Another Hartwell hire, Mark Smartt, led Troy baseball to a 42-win season and an at-large NCAA bid in 2018.

Under Hartwell, Troy Athletics saw a significant enhancement in fundraising and external relations as he completely overhauled Troy's External Affairs division of the Athletics Department to increase revenues and enhance the fan and game day experience. Part of the makeover was the creation of a new external model, which included the addition of a Senior Associate Athletic Director for External Affairs; bringing corporate sponsorships in house with a partnership with Rockbridge Sports Group; and the development of the Troy Affinity Program to further engage Troy students in athletics.

Hartwell's tenure at Troy also saw a record number of student-athletes earn a 3.0 grade-point-average, an upward trend in APR scores and additional staff positions in Troy's academic support department.

During the 2014-15 academic year, Troy student-athletes finished with a 3.01 cumulative grade-point-average and over 57 percent of Troy's student-athletes had a 3.0 GPA or higher.

At Troy, Hartwell served on the NCAA Division I Basketball Issues Committee, the Division I-A Board of Trustees Executive Committee, and the NCAA Division I Council as the Sun Belt Conference representative. He has also been an instructor at the Division I-A Institute for aspiring athletic directors.

Prior to being the Director of Athletics at Troy, Hartwell spent nine-plus years at the University of Mississippi, where he was the Senior Executive Associate Athletics Director, serving as the number two administrator in athletics.

Hartwell served as the Treasurer and Chief Operating Officer of the Mississippi Athletic Association Foundation, a 501 (c)(3) organization that generated over \$17 million annually for the Ole Miss Athletics Department

through priority seating and major gifts.

He was responsible for the day-to-day administrative oversight of the football, men's basketball and baseball programs, along with sport oversight of the softball and men's and women's track & field and cross country programs. Hartwell also oversaw the Rebels' business office, ticket office, equipment room, merchandise sales, concessions and football scheduling. Hartwell scheduled several marquee football games for the Rebels, including a home-and-home series with Texas that began in 2012.

Hartwell managed the growth of the Ole Miss athletic budget from \$26 million in the 2003 fiscal year to over \$47 million in the 2012 fiscal year. He also chaired the search to hire men's basketball head coach Andy Kennedy in 2006. He was heavily involved in negotiations that increased revenues with contracts for apparel and footwear (Nike), merchandise sales (Sports Avenue/LIDS), concessions (Centerplate), wireless provider (C Spire) and video boards (Daktronics). He served on the Southeastern Conference Ticket Committee and started the annual SEC Chief Financial Officers Forum.

A 1987 graduate of The Citadel, the 56-year old Hartwell spent four-plus years as a certified public accountant with Ernst & Young before returning to his alma mater to serve as the Director of Internal Audit in 1991. From 1994 to 1997, he was in private business as the Chief Financial Officer for a \$36 million beverage distributor on the South Carolina coast.

Hartwell's direct experience in athletics administration began as the Assistant Athletics Director for Business at Georgia State in 1997. He was promoted to Associate Athletics Director for Internal Affairs in 1999, and his responsibilities expanded to include sport supervision for baseball, men's and women's golf, men's and women's track & field and cross country. He also had oversight over the Panthers' athletic facilities and game management in addition to his previous responsibilities of all financial aspects of the department. While at Georgia State, Hartwell earned a master's degree in sports administration.

Athletics has always been a big part of Hartwell's life, starting in high school where he was an all-state basketball selection at UMSWright in Mobile, Alabama. Hartwell went on to play collegiately at The Citadel, where he was a three-year starter, a four-year letterman and captain of the team as a senior in 1987.

Hartwell is married to Dr. Heather Seale Hartwell, and they have two daughters, Lauren (12) and Madison (9). Hartwell also has a 29-year old son, Hunter and daughter-in-law Caroline.



The Hartwell Family: John, Heather, Lauren, Madison

QUICK FACTS

OUTLOOK

AGGIE BIOS

COACHES

OPONENTS

SEASON REVIEW

RECORDS

UNIVERSITY



JERRY BOVEE
Utah State, 1992
Assistant Vice President
Deputy AD for External Affairs

Jerry Bovee is in his third year with Utah State Athletics as the Associate Vice President and Deputy Athletics Director for External Affairs. Bovee leads USU's athletics development staff, including the Big Blue Scholarship Fund and Aggies Unlimited.

Additionally, Bovee oversees USU athletics' external departments, which includes marketing and promotions and media relations, while serving as the liaison for ticket operations and sales and Aggie Sports Properties. Furthermore, he provides sport supervision for softball and men's and women's track and field, and is a liaison for men's basketball and football.

Bovee came to Utah State after spending 10 years as the Athletics Director at Weber State University.

Bovee, who earned his bachelor's degree in business finance from Utah State in 1992, began his career in athletic administration at USU as he worked as the sales and promotions specialist and later as an Assistant Athletics Director for Marketing and Promotions for four years (1992-95).

Bovee oversaw tremendous growth in fundraising and facility upgrades during his time at Weber State, including improvements to Stewart Stadium and the Dee Events Center. The Marquardt Fieldhouse, a state-of-the-art indoor practice facility, opened in 2013. The facility includes strength and conditioning, training and team rooms, along with rehabilitation areas. Furthermore, a new academic facility for student-athlete success was completed in 2016 and a new state-of-the-art athletic complex on the north end of Stewart Stadium will open in August, 2019.

During Bovee's tenure with the Wildcats, the football team saw huge improvement, including unprecedented back-to-back Big Sky titles in 2017 and 2018 under head coach Jay Hill, who was hired by Bovee in December, 2013. In 2017, Weber State won a school-record 11 games, won a Big Sky title, won two games in the FCS Playoffs and finished the season ranked fifth in the nation. Weber State repeated as Big Sky champions in 2018, again advanced to the FCS Quarterfinals, and was ranked as high as third in the nation, the highest ranking in school history.

In all, Weber State captured 19 conference championships during Bovee's tenure. The Wildcats' men's basketball team won the Big Sky title in 2010, 2014 and 2016, and twice advanced to the NCAA Tournament.

Women's cross country captured four Big Sky titles and advanced to the NCAA Championships all four seasons. The WSU softball team won three-straight regular season titles and two postseason tournament titles and advanced to the NCAA's. The men's tennis team won three conference regular season titles and the Wildcat men's track and field, men's golf and women's soccer teams also captured conference titles. Prior to being named Weber State's Athletics Director in 2009, Bovee spent two years as the Assistant Vice President for Administrative Support Services at Weber State. Prior his time at Weber State, Bovee served as Assistant Director of the Utah High School Activities Association for 12 years.

Along with earning his bachelor's degree from Utah State, Bovee received his master's degree from Weber State in business administration in 2010. Bovee was born and raised in Ogden and attended Ben Lomond High School. He and his wife Julie have four children: Jared, Ethan, Addison and Seth.



AMY CROSBIE
Utah State, 2002
Senior Associate Athletics Director
Student-Athlete Support Services
Senior Woman Administrator

In her third year at her alma mater, Amy Crosbie serves as Executive Associate Athletics Director for Internal Affairs and Senior Woman Administrator. In her role, she oversees compliance, academics, athletic training and strength & conditioning, in addition

to providing Title IX oversight, and sport supervision for women's gymnastics, women's soccer, men's and women's track & field/cross country, and women's volleyball. Crosbie came to Utah State after spending nine-plus years as the Senior Associate Athletics Director/Senior Woman Administrator at Weber State University.

Crosbie, who earned her bachelor's degree in family and consumer science from Utah State in 2002, was a four-year letterwinner for USU's volleyball team from 1997-2000 as an outside hitter and helped lead the Aggies to their first-ever NCAA Tournament in 2000. She was named to the Big West Conference All-Freshman team in 1997, earned second-team all-Big West honors as a junior in 1999 and first-team honors as a senior in 2000. For her career, she still ranks second all-time in school history with 1,463 kills, fourth with 3,627 attempts, sixth with 98 service aces and eighth with 120 matches played.

Following her collegiate career, Crosbie spent two years as an assistant volleyball coach for the Aggies. She then began her career in athletic administration at Utah State as she spent seven years as the Assistant Director of Student-Athlete Services, where she was an Academic Advisor and the CHAMPS Life Skills Director. During her time at USU, she fulfilled academic duties for men's basketball, golf, softball, soccer, volleyball, and men's and women's track & field. She also chaired the Student-Athlete Advisory Committee and taught the athletics section of connections, USU 1010, which is taught to all incoming student-athletes during the fall semester.

During Crosbie's tenure with the Wildcats, she worked directly with the director of athletics and oversaw student-athletes' wellbeing, as well as compliance and academics. She was also the sport administrator for softball, volleyball, men's and women's tennis, and men's and women's golf.

Crosbie also participated on various Big Sky Conference and Weber State University committees, and in 2016 was a recipient of the Dixon Award for demonstrating a career of excellence and going above and beyond the call of duty to support students. Crosbie is a graduate of the 2012-13 NCAA Pathway Program class, which is a year-long program designed to enhance the professional skills of women and people of color who seek to become athletics directors through education, training and mentorship.

Crosbie was formerly a facilitator for the National Consortium for Academics and Sport in the Mentors in Violence Prevention and Branded a Leader programs working with intercollegiate athletic departments, NASCAR and the NBA. In addition, she served as a lead trainer for program delivery, working with the NCAA to develop curriculum for their annual Leadership Forum and Leadership Academy Workshop.

Along with earning her bachelor's degree from Utah State, Crosbie earned her master's degree from Weber State in professional communication in 2014. Crosbie was born and raised in Visalia, California, and attended Redwood High School. Amy and her husband Jeff have three children: Kiera, Ellie and Carter.



WAQA DAMUNI

Utah State, 1998

Assistant AD

**Director of Student-Athlete Development
Academic Coordinator**

Waqa Damuni (Wonga Da-moo-knee) is in his ninth year at Utah State and third as an Assistant Athletics Director for Student-Athlete Development and Academic Coordinator. Damuni spent his first six years at USU as an Assistant Athletics Director for Football

Operations.

In his current role, Damuni's responsibilities include processing and reporting NCAA initial and continuing progress towards degree eligibility, NCAA certification for student-athlete eligibility, while coordinating the academic affairs for all football student-athletes. Damuni also coordinates the student-athlete development program in the areas of personal, leadership and career development, as well as community engagement. He also serves as the advisor for the Student-Athlete Advisory Committee.

Damuni, a former tight end and three-year letter winner at USU from 1996-98, helped the Aggies win back-to-back Big West Conference championships, including a trip to the inaugural Humanitarian Bowl in 1997.

Damuni returned to Utah State after spending five years as the Director of Academic Support for Razorback student-athletes at Arkansas.

In all, Damuni spent 12 years in athletic academics at Arkansas, Colorado and Memphis, tracking NCAA initial and continuing eligibility, coordinating the academic affairs for student-athletes and assisting the coaching staff with on-campus recruiting and day-to-day operations.

Damuni was a counselor for the State of Utah Juvenile Justice Services in Logan from 1998-2001, serving in different capacities including detention, family crisis intervention and community outreach services. He also served as a liaison between the Juvenile Justice Services and the Hispanic community in Cache Valley. He is fluent in Spanish after serving a Mission for the Church of Jesus Christ of Latter Day Saints in Monterrey, Mexico.

Damuni, who began his collegiate career at Dixie State in St. George, Utah, earned his bachelor of arts degree in sociology from Utah State in 1998 with minors in social work and Spanish. He went on to earn a master's degree in business information systems from USU in 2005. He then graduated from the NCAA Ethnic Minority Leadership Institute in 2010.

A native of Laie, Hawaii, Damuni is married to the former Val Tonga. They have seven children - Emosi, Levani, Junior, Jovesa, Lavinia, Lusiana and Damien.



DJ ECKMAN

Utah State, 2015

Director of Event Operations & Facilities

DJ Eckman is in his fifth year with Utah State Athletics and second as an Assistant Athletics Director for Operations, as he was promoted in October, 2020.

In his role, Eckman oversees all event and facility operations within the department and

supervises the athletics equipment room.

Eckman has been a member of the USU athletic department for the past nine years, working four years as a student equipment manager, two years as the Event Operations Coordinator, two years as the Director of Event Operations and Facilities, and the last year as an Assistant Athletics Director for Operations.

A native of Idaho Falls, Idaho, Eckman earned both an undergraduate and graduate degree from Utah State, studying marketing, and sport and physical education.

Eckman is married to the former Brooke Stockett.



JUSTIN DELOS REYES

California, 2002

General Manager

Aggie Sports Properties

In his fourth year with the Utah State Athletics Department is Justin delos Reyes, who is the General Manager of Aggie Sports Properties (ASP), a property of Learfield IMG College.

Prior to Utah State, delos Reyes spent two years as key account manager for Slakey

Brothers in Sacramento, California, where he was charged with improving productivity in an under-performing territory and increased sales by 150 percent within the first year. delos Reyes was integral in revenue generation and building strategic relationships with clients.

delos Reyes also spent four years as the corporate partnership sales manager for the NBA's Sacramento Kings, as he generated over \$4 million in new business revenue, exceeding goals and developing creative marketing platforms.

delos Reyes also previously served five years as a sales manager for First U.S. Community Credit Union and four years as a home loan sales executive and business analyst for Wells Fargo Home Mortgage, both in Sacramento.

A native of Sacramento, California, delos Reyes graduated from the University of California-Berkeley in 2002 with a bachelor's degree in sociology. delos Reyes is married to the former Aimee Butler and the couple have three children, Isaac (10), Noah (8) and Natale (6).



JAKE GARLOCK

BYU, 2002

**Associate Athletics Director
Compliance**

Jake Garlock is in his 16th year with Utah State Athletics. He was promoted to Associate Athletics Director for Compliance in July, 2013, and again, to Senior Associate Athletics Director for Student-Athlete Services and Compliance in December, 2019.

In his position, Garlock is in charge of maintaining USU's compliance in accordance with the NCAA and Mountain West Conference rules. He also has administrative oversight of men's and women's tennis programs, student-athlete training table meals, and the student-athlete academic services unit.

Prior to joining the athletics department, Garlock spent one year as a practicing trial attorney.

Garlock, who is originally from Salem, Oregon, graduated from Brigham Young with a bachelor's degree in psychology in 2002 and received his law degree from Willamette in 2005.

A native of Salt Lake City, Utah, Garlock and his wife Jenny have four children, Grace (18), Sophia (15), Ben (13) and Caleb (8).



TONY HEARRELL

Mars Hill College, 2012
Assistant Athletic Director
Compliance

Tony Hearrell is in his fourth year as the Compliance Coordinator for Utah State Athletics. Hearrell's primary responsibilities include financial aid, transfers, complimentary admissions, overseeing the compliance monitoring software and housing for all of USU's 16 intercollegiate sports. Additionally,

Hearrell assists with the day-to-day operations of the compliance office, including rules education, providing interpretations of NCAA rules and submitting NCAA waivers and violation reports.

Prior to joining the athletics department, Hearrell spent six months as a compliance intern at the University of North Carolina at Charlotte.

Hearrell graduated with honors from Mars Hill College in 2012 with a bachelor's degree in psychology. During this time, he was also a student-athlete in the baseball program. He then continued his education at Coker College, earning a master's degree in collegiate athletic administration in 2018.

A native of Charlotte, N.C., Hearrell and his wife Kelsey have one daughter, Fenley Grace.



TYLER KNOWLES

Oklahoma, 2009
Assistant Athletics Director
Digital Marketing & Creative Content

Tyler Knowles is in his sixth year at Utah State as the Director of Marketing and Creative Content. He was promoted to Assistant Athletics Director in 2019.

In his role, Knowles is responsible for the oversight of all aspects of athletics digital, creative content and overall visual story-telling of the Utah State athletics brand, while assisting in the purchasing and placement of all print, radio, TV, web and social media advertising. Knowles also assists in the development of football and men's basketball marketing strategies, and provides oversight for the development and execution of marketing and branding for the various olympic sport programs.

Knowles came to Utah State from Nicholls State in Thibodaux, La., where he served as the Director of Marketing and Ticket Operations, coordinating all ticket sales and integrating marketing plans for each of the Colonels' 14 sports. Knowles was also responsible for the social media platforms for the athletic department, including sponsorship activations with Colonel Sports Properties, providing graphic design for digital and social use.

Prior to working at Nicholls, Knowles worked with the event management and sports information departments at the University of Oklahoma, while pursuing his undergraduate and post-graduate degrees. While at Oklahoma, Knowles was a member of the staff that provided assistance at eight NCAA or Big 12 postseason events.

Knowles graduated from Oklahoma in 2009 with a degree in journalism and mass communication and later a master's degree in intercollegiate athletics administration.



MAGGIE McINERNEY

Marquette, 2004
Associate Athletics Director
Business Affairs

In her seventh year as Associate Athletics Director for Business Affairs at Utah State is Maggie McInerney, who joined the staff in January, 2015.

Prior to joining the athletics department, McInerney spent a year and a half working for the Office of Research and Graduate Studies for Utah State.

Before working for Utah State, McInerney worked at Kohl's Corporation in Menomonee Falls, Wis., in a variety of roles including financial planning, internal audit, external reporting and loss prevention financial analysis.

McInerney graduated from Marquette with a bachelor's degree in accounting in 2004 and obtained her Certified Public Accountant (CPA) license in 2005.

McInerney is married to USU's head women's tennis coach Sean McInerney and the couple have three children, Brayden (9), Adley (6) and Gabriel (4).



RYAN McLANE

Robert Morris, 2009
Associate Athletics Director
Development Officer

Ryan McLane is in his eighth year with Utah State Athletics and third as an Associate Athletics Director and Development Officer after spending the previous three-plus years as the Associate and Assistant Athletics Director for Marketing and Promotions.

In his current role, McLane is responsible for assisting with department fundraising efforts, major gifts, coordination of donor activities and representation of the Athletics Department at University and community events to support the mission, vision and priorities of USU Athletics. McLane also works closely with various members of the advancement division, coaching staffs, athletic development staff and other appropriate campus and external groups.

Before his return to Utah State, McLane served as the Assistant Athletics Director for Marketing and Promotions at Virginia Commonwealth University in Richmond, Va. While at VCU, McLane developed strategic marketing, advertising and sales campaigns that resulted in 48 consecutive sold-out men's basketball games, and increased average attendance for several other program.

Prior to his time at VCU, McLane spent two years at Utah State as the Director of Athletic Marketing and Promotions. In this role, he managed and implemented all advertising and promotional efforts for the USU Athletics Department, along with directing the game presentation at all home athletic events and maintaining the department's website and social media platforms.

During his first stint at Utah State, McLane helped the department through the rebranding process in 2012 and oversaw marketing efforts for the school's move to the Mountain West.

The native of Pittsburgh, Pa., graduated from Robert Morris in 2009 with a bachelor's degree in business administration. He then completed a master's degree in education at Oklahoma in 2011. His wife, Laura, is an athletic trainer for the US Soccer Federation Youth National Teams.



BRANT MECHAM

Weber State, 2018
Assistant Athletics Director
Development

Brant Mecham is in his second year as an Assistant Athletic Director of Development at Utah State.

In his role with the Aggies, Mecham will oversee the implementation of the annual giving program for Aggies Unlimited, the fundraising arm of USU Athletics. He will implement strategies, programs and best practices to increase philanthropic revenues to support and enhance the student-athlete experience. He will also oversee Aggies Unlimited solicitations, renewals, stewardship and communications as well as sport-specific fundraising campaigns.

Furthermore, Mecham will oversee special events for athletics development, including auctions and golf tournaments. He will manage the allocation of premium parking for football and men's basketball, and work closely with the USU ticket office on priority seating.

Mecham joined Utah State after spending the past two-plus years at Weber State, where he served as the Wildcats' assistant marketing director. He started with WSU Athletics in the summer of 2017 as a marketing assistant.

While at Weber State, Mecham planned marketing and promotions for all ticketed events (men's and women's basketball, football, softball, volleyball and women's soccer). He also increased ticket revenue for football by nine percent in 2019. Mecham also created promotional content for all social media platforms at Weber State, leading to an increase following of 21 percent in 2019 and a 40 percent over the last two years.

The native of Brigham City, Utah, graduated from Weber State with a bachelor's degree in health promotion and human performance in 2018.



CHRIS KAUFMAN

Minnesota State, Mankato, 2010
Director of Ticket Operations

Chris Kaufman is in his third year as the Director of Ticket Operations for Utah State Athletics. Along with his duties for USU Athletics, Kaufman also oversees ticket operations for all Utah State University events.

A 2010 graduate of Minnesota State University, Mankato, Kaufman joined the Aggies after spending six years at South

Dakota, where he was the coordinator of ticket operations and sales for the Coyotes.

During Kaufman's time at South Dakota, season ticket sales for football increased by an average of four percent in each of the last four years with a 92 percent renewal rate. Furthermore, season tickets sales for basketball increases by an average of 14 percent during the same time span with a 90 percent renewal rate.

Prior to becoming the coordinator of ticket operations and sales, Kaufman served a two-year stint as a ticketing and operations assistant at South Dakota.

Kaufman was an athletics marketing intern for two years at Minnesota State University, Mankato, where he received his bachelor's degree in sports management in May of 2010. He went on to earn a master of science degree in organizational management with an emphasis in sport management from Wayne State College (Wayne, Neb.) in December 2011.

Originally from Sioux Falls, S.D., Kaufman and his wife, Briana, have a 2-year-old son named Charlie.



JUSTICE SMITH

Boston College, 1996
Associate Athletics Director
Student-Athlete Academics/Development

Justice Smith is in his second year as an Associate Athletic Director for Student-Athlete Academics and Development at Utah State.

In his role, Smith provides vision and direction to the Student-Athlete Academic Services (SAAS) staff in coordinating academic services and campus resources for all 16 intercollegiate athletic programs, along with providing direct oversight of all functions and programs as they pertain to student-athlete academic achievement, progress toward degree, and eligibility.

Smith also serves on assigned campus committees and councils to maintain collaborative relationships with on-campus offices and resources, assist compliance in processing and submitting Academic Progress Rate (APR) and Graduation Success Rate (GSR) annually, emphasize welfare of student-athletes in all initiatives, and manage the SAAS program budget.

Smith came to Utah State after working as an academic coach for football at Arizona State for five years. With the Sun Devils, he provided strategic and tactical leadership for implementation of programs to achieve student-athlete success objectives. He also worked with compliance to ensure initial eligibility and admission, and oversaw all logistics and budgeting for the spring graduation event and initiatives for Sun Devil Athletics (SDA).

At Arizona State, Smith collaborated with presidents, vice presidents, directors and staff to meet operational objectives, improve programs, coordinate resources, engage students and manage staff for enhanced effectiveness. He also assisted in hiring staff.

Smith also held other positions at ASU, including administrative director for Scholar Baller Initiative (SBI), SDA graduation event director, SDA Tip of the Fork leadership co-director and SDA inclusion committee.

Smith also worked at Weber State, where he was an athletic academic advisor from 2013-15. He worked primarily with the football and men's basketball programs, and also held positions such as assistant compliance coordinator and event management assistant.

The native of Amsterdam, N.Y., worked as an athletic director, physical education and health teacher at Crittenton Youth Academy (CYA) from 2002-09 in Phoenix, Ariz. He left there to work at Wayland (Mass.) Public School District as both the athletic director and health and wellness curriculum director from 2010-13.

Smith earned a master's degree in secondary education from the University of Phoenix in 2005 and a bachelor's degree in psychology with a minor in education from Boston College in 1996.

While at Boston College, Smith was a running back for the Eagles and helped lead the team to three bowl appearances. A knee injury in his senior year at BC ended Smith's college football career, which was highlighted by his 147 yards and two touchdowns on 27 carries in a 30-11 win over Notre Dame in his junior season.

After two years of rehabbing a torn PCL, Smith got the playing bug out of his system with a year of football with the Rovaniemi Arctic Circle Stars in Finland, where he played in the Suomi League. He helped the Circle Stars to a No. 3 ranking in Finland and led the country in rushing yards.

Returning stateside in 1998, Smith moved to Arizona the following year and spent seven years at Crittenton – a charter school for at-risk youth – as a health educator and athletic director. This led to Smith creating an athletic department from scratch.

Smith, the career rushing leader in Section II when he graduated in 1991 from Amsterdam High School, finished his prep career with 4,124 rushing yards. As a senior, he helped the Rams to an unbeaten season and was named the state Class A Player of the Year.

Smith and his wife, Paige, have three children: daughters Tatum (9) and Phoebe (8), and one son, Gunnar (4).



DOUG HOFFMAN

Wyoming, 1993
Associate Athletics Director
Media Relations

Doug Hoffman is in his 15th year as the Media Relations Director and 23rd year with the Utah State athletics department as he joined the staff in December, 1998.

Hoffman, who was promoted to Associate Athletics Director in 2013 after serving as an Assistant Athletics Director for six years, spent

eight years as the Associate Athletic Media Relations Director at Utah State.

As the Media Relations Director, Hoffman oversees the publicity of Utah State's 16-sport program, working closely with the media, USU staff, coaches and student-athletes, while serving as the football contact. Hoffman also oversees the department's Digital Marketing & Creative Content and Multimedia Departments.

Under Hoffman, USU's Athletic Media Relations Office has twice (2011, 2015) been recognized by the Football Writers Association of America (FWAA) for earning its "Super 11" Award, which annually recognizes the best 11 media relations departments in the nation.

At Utah State, Hoffman has been the athletic department's media coordinator for eight NCAA Basketball Tournaments and seven bowl games, while promoting 14 All-Americans (10-football, 4-men's basketball), including just the third consensus football All-American in school history. Additionally, Hoffman has worked with five Aggie football and men's basketball teams that have been nationally ranked. Furthermore, the media relations office has launched two Heisman Campaigns under Hoffman.

Along with his duties as Media Relations Director, Hoffman is also the chair of USU's Athletics Hall of Fame Selection Committee and serves as the department's curator, which included the research and development of USU's Athletics Hall of Honor in 2009.

Hoffman came to Utah State after spending one year at Indiana State where he worked with volleyball and the nationally ranked baseball program. Prior to that, he was a graduate assistant in the media relations office at Wyoming from 1994-97.

Hoffman, who graduated from Wyoming in 1993 with a bachelor's degree in communications, was an all-conference basketball player during his senior season at Hot Springs County High School in Thermopolis, Wyo. A native of Mitchell, S.D., he and his wife Shellee have three sons, Chase (17), Davis (13) and Easton (6).



ASHLEY SPRINGER

Utah State, 2001
Assistant Media Relations Coordinator

Ashley Springer is in her first year as a full-time member of the Utah State athletic media relations office after having spent four years as an student assistant from 2015-20.

Springer joined the Aggies after two years at Louisiana Tech University, serving as the primary contact for football, women's

bowling and men's golf. During her time with the Bulldogs, Springer was able to grow LA Tech's social media following and assisted with the 2021 Conference USA baseball tournament, hosted in Ruston.

Springer was hired at Louisiana Tech after serving as the student assistant at Utah State for four years, covering women's basketball and men's and women's tennis. Springer helped with the promotion of a coaching transition with women's basketball when current head coach Kayla Ard was hired for the 2020-21 season.

Springer graduated from Utah State with a degree in journalism and communication in 2017 and earned a graduate degree from USU in physical and sport education in 2020.

Springer is originally from Herriman, Utah, and resides in Logan.



KYLE COTTAM

BYU, 2004
Assistant Athletics Director
Communications

Kyle Cottam is in his eighth year at Utah State as an Assistant Athletics Director for Communications. In his role, Cottam serves as the primary media contact for the men's basketball and soccer programs, and oversees both tennis programs. Cottam, who

has also worked with the volleyball program, oversees statistical crews for numerous sports and assists in other areas of the office.

Cottam came to Utah State after spending close to eight years in the athletic media relations department at Southern Utah, where he served as the Assistant Athletics Director for Media Relations and as an Assistant Sports Information Director. Prior to that, Cottam was a member of the athletic media relations staff at Indiana State.

While at Southern Utah, Cottam was the media relations chair at the 2007 and 2013 Western Athletic Conference Gymnastics Championships and helped to coordinate the media relations efforts for each of the Thunderbirds' 17 sports.

While at Indiana State, Cottam served as the media relations chair at the 2005 NCAA Cross Country National Championships and as the co-chair of the 2004 national championship.

In addition to his role at Utah State, Cottam is also the Commissioner of the Mountain Rim Gymnastics Conference. The MRGC is one of only two gymnastic-only conferences in the nation recognized by the NCAA and includes Boise State, BYU, Southern Utah and Utah State.

Cottam is originally from Murray, Utah and graduated from BYU in 2004 with a degree in public relations. He and his wife Meaghan have four daughters, Molly (9) and Lucy (6), and twins Lily and Sally (1).



WADE DENNISTON

Utah State, 2001
Assistant Media Relations Coordinator

Wade Denniston is in his seventh year at Utah State as an Assistant Media Relations Coordinator.

Denniston serves as the media contact for USU's cross country, track & field, golf and gymnastics programs, as well as assisting with a number of other sports, including football.

In addition to game operations duties, Denniston also assists with the daily operations of the athletic department's various social media platforms, feature writing and photography.

Prior to joining Utah State, Denniston spent 15 years as a sports writer at The Herald Journal in Logan, Utah. The native of Cache Valley was the newspaper's beat writer for Utah State's football, women's basketball and gymnastics programs.

Denniston graduated from Utah State in May of 2001 with a bachelor's degree in communications. During his time at USU, Denniston was a senior writer for the school newspaper and an intern for the athletic media relations office.

Denniston and his wife Annie are the parents of three sons, Carson (18), Colten (11) and Walker (7), and one daughter, Emma (20).

Utah State Athletic Media Relations Directors (1950s-present)

Bob Hatch	1950s
Karl Klages	1957-63
Harvey Kirkpatrick	1964-69
Ken Mitchell	1970-73
Craig Hislop	1974-93
John Lewandowski	1994-96
Mike Strauss	1997-2006
Doug Hoffman	2007-present



Cody Anderson
Ticket Office
Account Executive
435-797-0304



Mike Bair
Director of Operations
435-797-3255



Analise Barker
Learning Specialist
435-797-2740



Bo Bates
Assistant
Equipment Manager
435-797-3255




Ryan Benson
Ticket Office
Account Executive
435-797-0304



Jerry Bovee
Associate Vice
President &
Deputy AD
435-797-1880



Raven Boyd
Ticket Operations
Manager
435-797-0305



Jordan Boze
Digital Streaming
Coordinator
435-797-0382



Taylor Brown
Multimedia
Coordinator
435-797-3456



Paul Bugnet
Assistant Trainer
435-797-3280



Ronda Christoffersen
Business Manager
435-797-4174



Kyle Cottam
Assistant AD
Communications
435-797-2066



Amy Crosbie
Executive Associate AD
Internal Affairs/SWA
435-797-0612



Waqa Damuni
Assistant AD
Academic Coordinator
435-797-1864



Justin delos Reyes
General Manager
Aggie Sports Properties
435-797-8991



Wade Denniston
Assistant Media
Relations Coordinator
435-797-1361




Leah Dunagan
Assistant Trainer
435-797-8291



DJ Eckman
Director of Event
Operations
435-797-7186




Kalli Egbert
Development
Coordinator
435-797-2583



Dalton Elliott
Strength & Conditioning
Assistant
435-797-1870



Ryan Funk
Game Management
Assistant
435-797-7186



Spencer Funk
Event Operations
Coordinator
435-797-7186



Jake Garlock
Senior Associate AD
Student-Athlete
Services & Compliance
435-797-1853



Bill Garren
Assistant AD
Video Operations
435-797-0079



John Hartwell
Vice President &
Athletics Director
435-797-2060



Tony Hearrell
Assistant Director for
Compliance
435-797-9448



Ed Heath
Faculty Athletics
Representative
435-797-3306



Doug Hoffman
Associate AD
Media Relations
435-797-3714



Casey Imbasciani
Assistant Director of
Marketing
435-797-0637



Chris Kaufman
Director of Ticket
Operations
435-797-0305



Tyler Knowles
Assistant AD
Digital Marketing &
Creative Content
435-797-3456




Sarah Landes
Development Officer
435-797-0143



Maggie McInerney
Associate AD
Business Affairs
435-797-3731



Ryan McLane
Associate AD
Development Officer
435-797-1360



Brady Mikkelsen
Assistant
Equipment Manager
435-797-3255



Brant Mecham
Assistant AD
Development
435-797-0867



Natalie Norris
Director of
Sports Nutrition
435-797-5370



Ethan Richards
Assistant Director of
Development
435-797-0799



Slade Richison
Academic Coordinator
435-797-7551



Jayden Sanders
Assistant Director
Video Operations
435-797-0382



Jeremiah Sievers
Academic
Coordinator
435-797-1783



Justice Smith
Associate AD
Student-Athlete
Academics
435-797-1868



Ashley Springer
Assistant Media
Relations Coordinator
435-797-5547



Tyler Thompson
Manager
Aggie Sports Properties
435-797-8992



Mike Williams
Associate AD
Sports Performance
Health & Wellness
435-797-3444



Karen Yindeepit
Insurance Coordinator
435-797-8030

QUICK FACTS

OUTLOOK

AGGIE BIOS

COACHES

OPONENTS

SEASON REVIEW

RECORDS

UNIVERSITY




MERLIN OLSEN FIELD AT MAVERIK STADIUM

Football

Built - 1968 • Capacity - 24,206

Largest Crowd - 33,119 vs. BYU on Oct. 4, 1996



DEE GLEN SMITH SPECTRUM

Men's and Women's Basketball, Gymnastics

Built - 1970 • Capacity - 10,270


Largest Crowd - 11,114 vs. BYU on Jan. 20, 1973



STAN LAUB INDOOR TRAINING CENTER

Football, Men's Golf, Softball, Women's Soccer, Track & Field

Built - 1998



RALPH MAUGHAN TRACK STADIUM

Men's and Women's Outdoor Track & Field

ReBuilt - 1997 • Renovated - 2016 • Capacity - 1,500

Hosted 2009 WAC Outdoor Track & Field Championships



LAREE AND LEGRAND JOHNSON SOFTBALL FIELD

Softball

Built - 1995 • Capacity - 500



CHUCK AND GLORIA BELL SOCCER FIELD

Women's Soccer

Built - 2002 • Capacity - 500

Hosted 2012 WAC Championships



ICON SPORTS PERFORMANCE CENTER

Built - 2013



WAYNE ESTES CENTER

Volleyball

Built - 2014 • Capacity - 1,400



UTAH STATE MEN'S BASKETBALL



#0
**LANDON
BRENCHLEY**



#1
**TRAVIS
WAGSTAFF**



#2
**SEAN
BAIRSTOW**



#3
**STEVEN
ASHWORTH**



#4
**BRANDON
HORVATH**



#5
**RJ
EYTTE-ROCK**



#10
**CADE
POTTER**



#11
**MAX
SHULGA**



#12
**SZYMON
ZAPALA**



#13
**CONNER
GILLIS**



#14
**CONNOR
ODOM**



#15
**RYLAN
JONES**



#21
**NORBERT
THELISSEN**



#22
**BROCK
MILLER**



#24
**ZEE
HAMODA**



#32
**TREVIN
DORIUS**



#34
**JUSTIN
BEAN**



#35
**MATTHEW
WICKIZER**





UTAH STATE MEN'S BASKETBALL

Nov. 9	UC Davis	Jan. 12	at Colorado State*
Nov. 12	vs. Richmond	Jan. 15	Wyoming*
Nov. 18	Myrtle Beach Invitational	Jan. 18	at Fresno State*
Nov. 19	Myrtle Beach Invitational	Jan. 26	San Diego State*
Nov. 21	Myrtle Beach Invitational	Jan. 29	at Nevada*
Nov. 27	UT Arlington	Feb. 1	Air Force*
Nov. 29	Carroll College	Feb. 5	UNLV*
Dec. 2	Saint Mary's	Feb. 8	at Wyoming*
Dec. 8	at BYU	Feb. 11	Nevada*
Dec. 11	New Orleans	Feb. 15	at San Diego State*
Dec. 15	at Weber State	Feb. 19	at Boise State*
Dec. 18	at Iowa	Feb. 22	New Mexico*
Dec. 21	Portland State	Feb. 26	Colorado State*
Dec. 28	at Air Force*	Mar. 4	at San José State*
Jan. 1	San José State*		
Jan. 4	Boise State*		
Jan. 8	at New Mexico*		

HOME GAMES IN **BOLD**

* DENOTES MOUNTAIN WEST OPPONENT

